



US00D755657S

(12) **United States Design Patent**  
**Xu**

(10) **Patent No.:** **US D755,657 S**  
(45) **Date of Patent:** **\*\* May 10, 2016**

(54) **MOBILE ELECTRONIC EMERGENCY RESPONDER**

(71) Applicant: **Micron Electronics LLC**, Delray Beach, FL (US)

(72) Inventor: **Jun Xu**, Delray Beach, FL (US)

(73) Assignee: **MICRON ELECTRONICS LLC**, Delray Beach, FL (US)

(\*\*) Term: **14 Years**

(21) Appl. No.: **29/489,807**

(22) Filed: **May 2, 2014**

(51) **LOC (10) Cl.** ..... **10-05**

(52) **U.S. Cl.**  
USPC ..... **D10/104.1**

(58) **Field of Classification Search**  
USPC ..... D10/104.1  
CPC ..... G08B 25/016; G08B 7/06; H04B 1/086  
See application file for complete search history.

(56) **References Cited**

U.S. PATENT DOCUMENTS

- 5,450,064 A \* 9/1995 Williams, Jr. .... G08B 25/016  
340/574
- 6,285,867 B1 \* 9/2001 Boling ..... H04B 1/086  
455/404.1
- D535,578 S \* 1/2007 Sinkfield ..... D10/104.1

- D559,138 S \* 1/2008 Cothron ..... D10/104.1
- D635,043 S \* 3/2011 Loadholt ..... D10/104.1
- 2005/0017866 A1 \* 1/2005 Woods ..... G08B 7/06  
340/574
- 2006/0197656 A1 \* 9/2006 Sergio ..... A61H 31/005  
340/539.11

\* cited by examiner

*Primary Examiner* — George D Kirschbaum

(74) *Attorney, Agent, or Firm* — Anova Law Group, PLLC


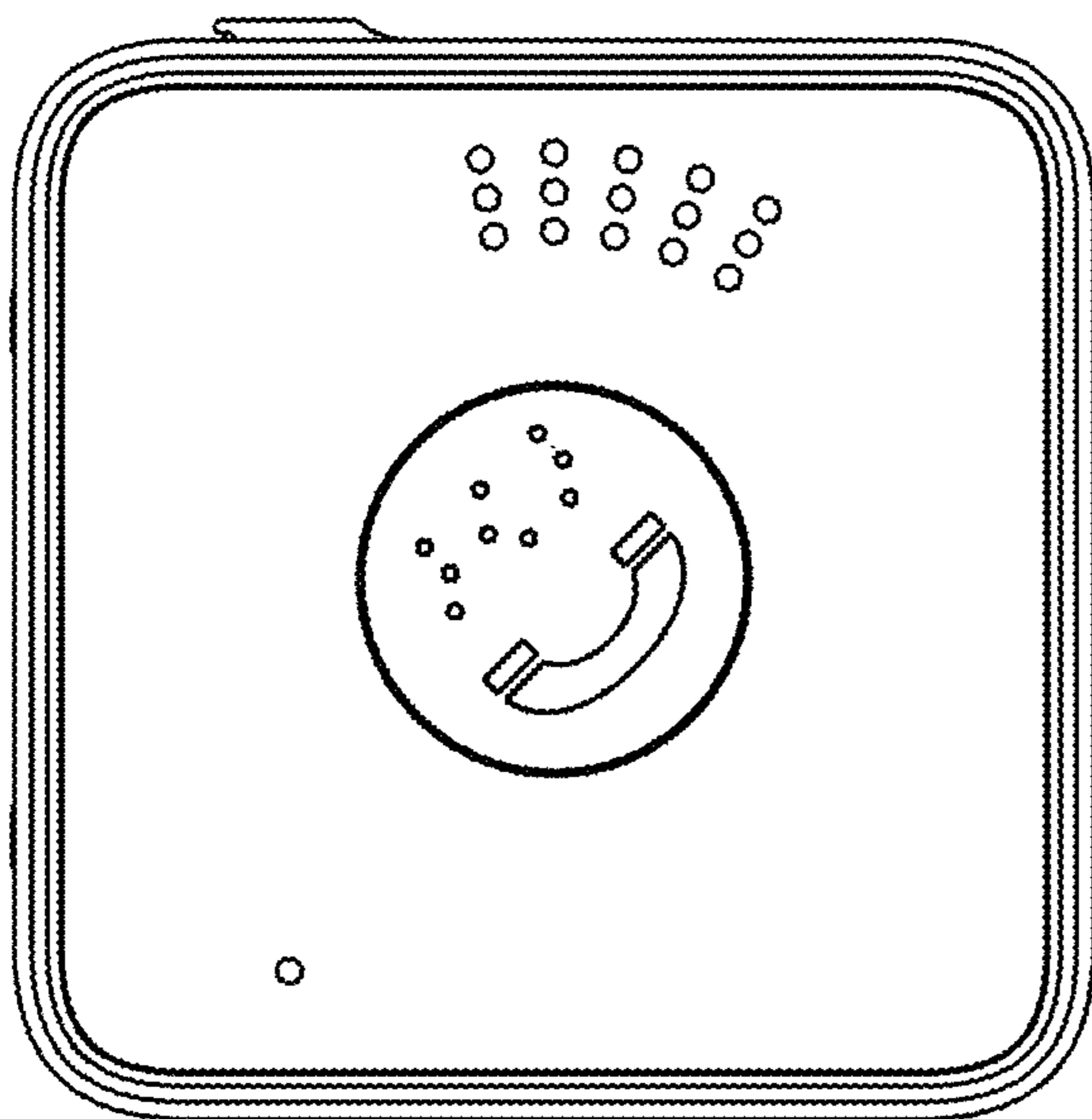
(57) **CLAIM**

An ornamental design for a mobile electronic emergency responder, as shown and described.

**DESCRIPTION**

FIG. 1 is a top view of a mobile electronic emergency responder in accordance with the present invention; FIG. 2 is a bottom view of the mobile electronic emergency responder in accordance with the present invention; FIG. 3 is a top side view of the mobile electronic emergency responder in accordance with the present invention; FIG. 4 is a bottom side view of the mobile electronic emergency responder in accordance with the present invention; FIG. 5 is a left side view of the mobile electronic emergency responder in accordance with the present invention; and, FIG. 6 is a right side view of the mobile electronic emergency responder in accordance with the present invention.

**1 Claim, 5 Drawing Sheets**



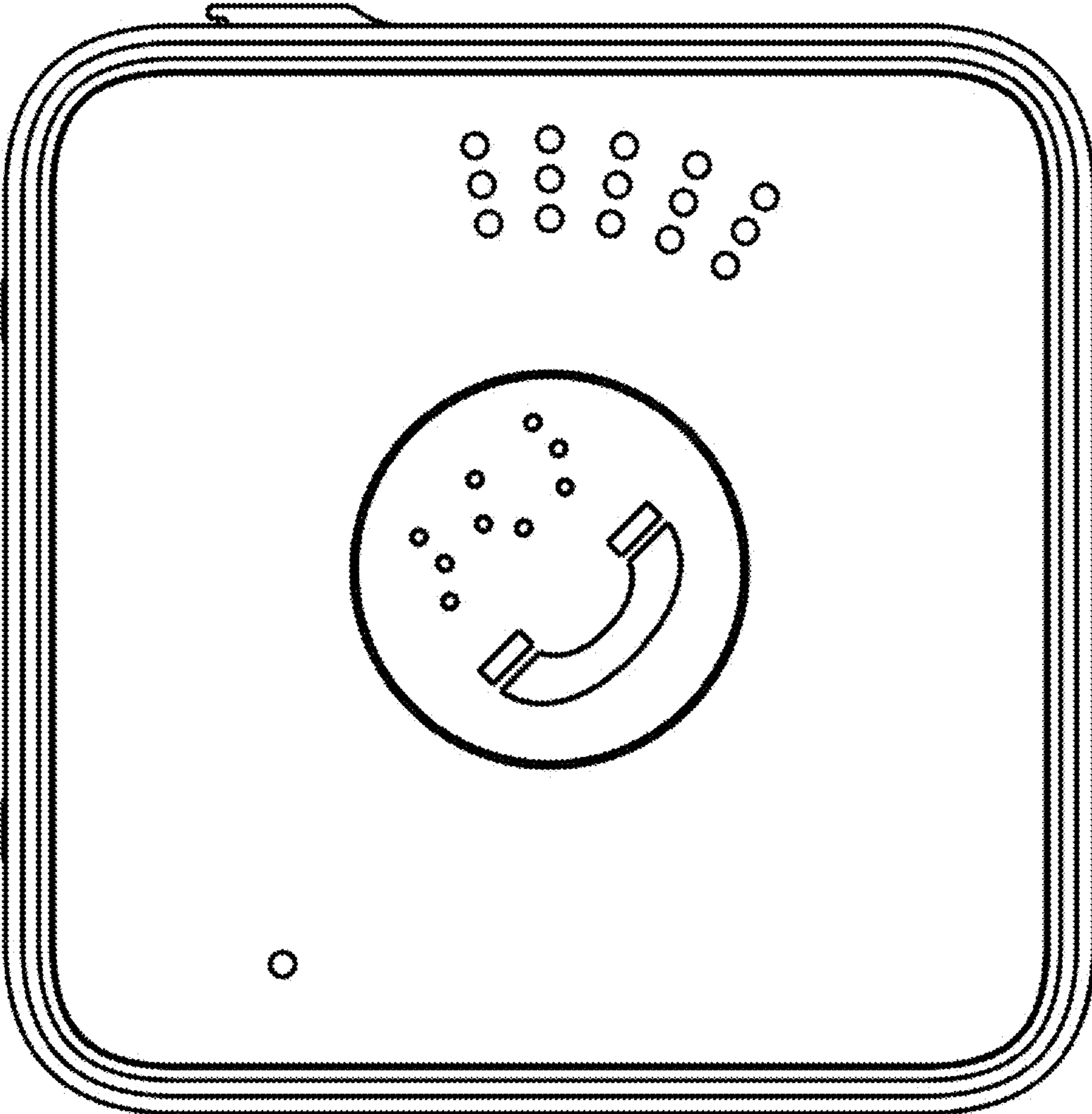


FIG. 1




FIG. 2

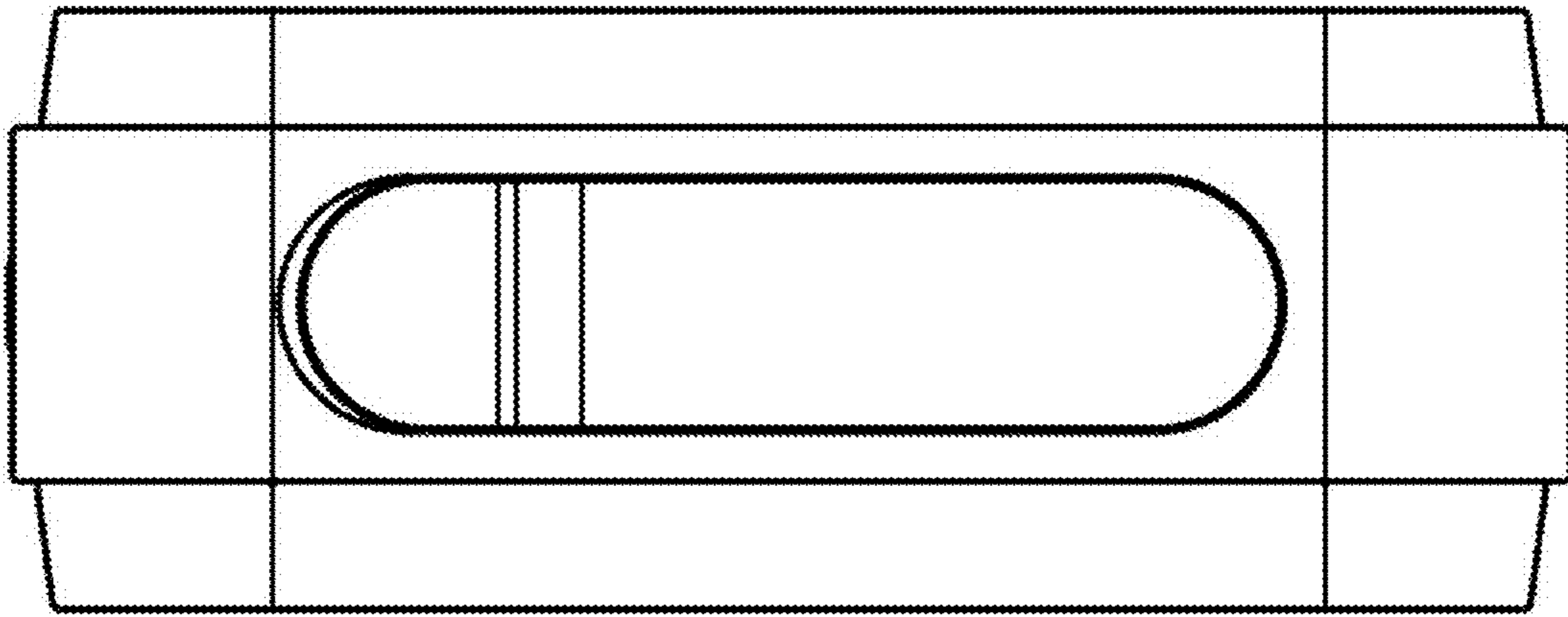


FIG. 3




FIG. 4

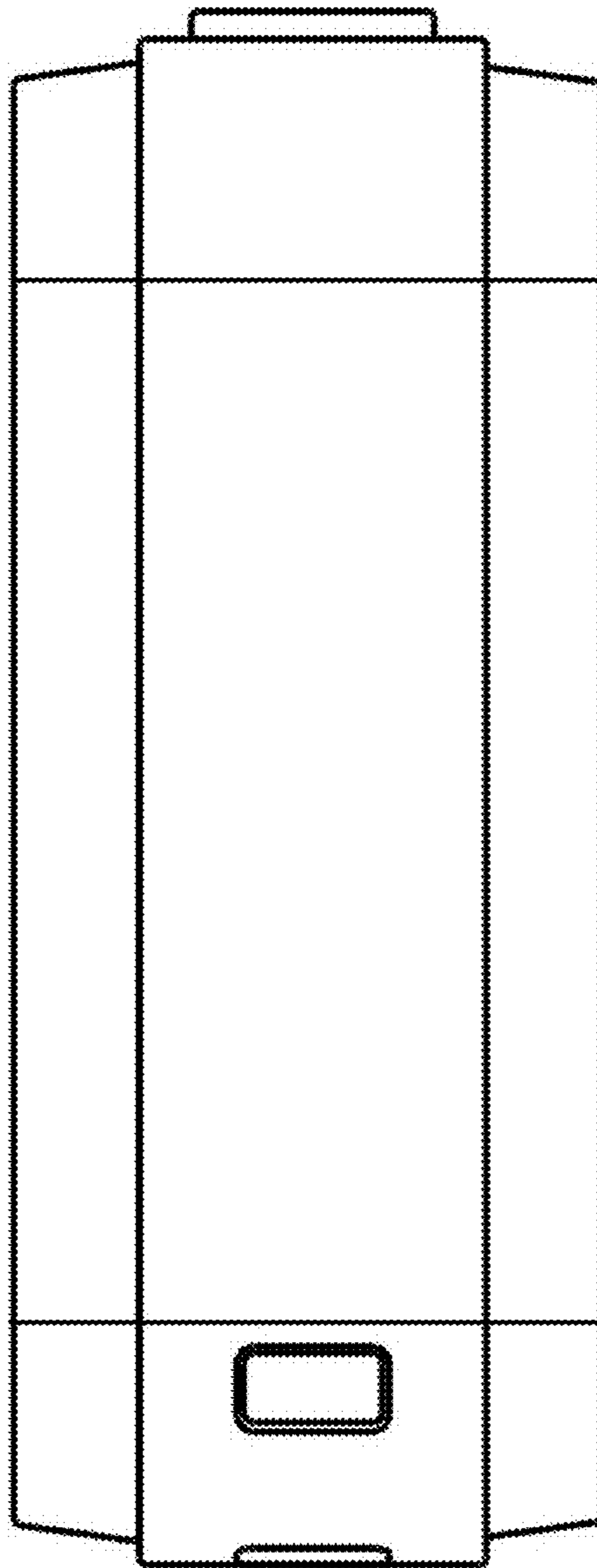


FIG. 5

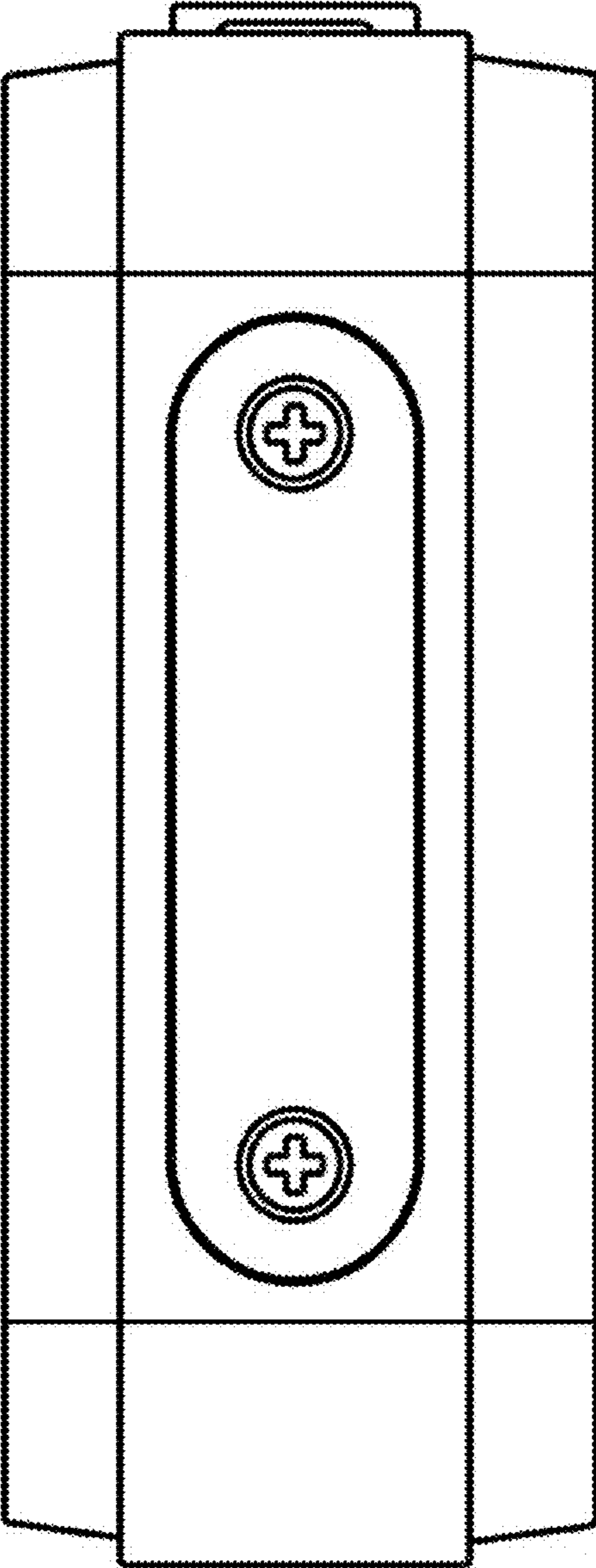


FIG. 6