



US00D755624S

(12) **United States Design Patent**
Ng

(10) **Patent No.:** **US D755,624 S**
(45) **Date of Patent:** **** May 10, 2016**

- (54) **HOLED BOX**
- (71) Applicant: **Geometria Pte. Ltd.**, Singapore (SG)
- (72) Inventor: **Pei Kang Ng**, Singapore (SG)
- (73) Assignee: **Geometria Pte. Ltd.**, Singapore (SG)
- (**) Term: **14 Years**
- (21) Appl. No.: **29/516,042**
- (22) Filed: **Jan. 29, 2015**
- (51) **LOC (10) Cl.** **09-03**
- (52) **U.S. Cl.**
USPC **D9/431**
- (58) **Field of Classification Search**
USPC D9/414-419, 420-425, 428, 429-435,
D9/600, 652, 667-679, 708, 719, 734;
D3/203.2, 272, 273, 294, 302-304;
D7/538-542, 601, 602, 629; D19/76,
D19/86, 90
CPC B65D 5/02; B65D 5/18; B65D 5/20;
B65D 5/24; B65D 5/28; B65D 5/30; B65D
5/40; B65D 5/42; B65D 5/46; B65D 5/70;
B65D 5/74
See application file for complete search history.

- D252,258 S * 7/1979 Roccaforte D9/418
- D283,796 S * 5/1986 Schuster D9/418
- D329,376 S * 9/1992 Burd D9/418
- 6,302,320 B1 * 10/2001 Stout B65D 5/46192
229/117.13
- D496,270 S * 9/2004 Baxter D9/418
- D562,125 S * 2/2008 Kienemund-Paroll D9/418
- D631,743 S * 2/2011 Hubbard, Jr. D9/431
- D675,920 S * 2/2013 Sill D9/432
- D684,465 S * 6/2013 Vernon D9/421
- D684,858 S * 6/2013 Sill D9/421
- D706,132 S * 6/2014 Sill D9/432

* cited by examiner

Primary Examiner — Susan Bennett Hattan

Assistant Examiner — Vy Koenig

(74) *Attorney, Agent, or Firm* — Taylor English Duma LLP

- (56) **References Cited**
U.S. PATENT DOCUMENTS
2,723,027 A * 11/1955 Guyer B65D 5/46192
206/428
3,257,028 A * 6/1966 Metzger B65D 5/16
221/302

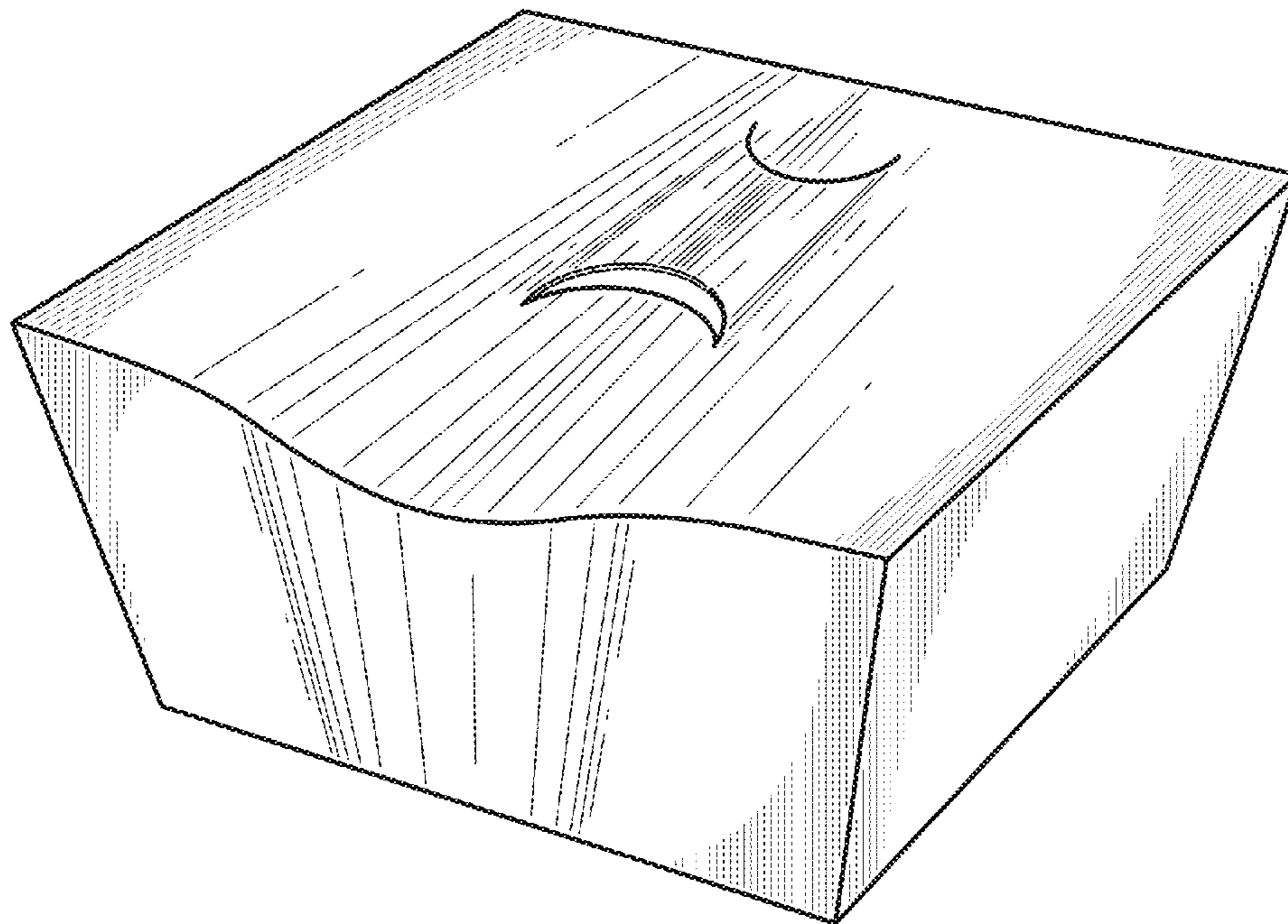
(57) **CLAIM**

I claim the ornamental design for a holed box, as shown and described.

DESCRIPTION

- FIG. 1 is a perspective view of the claimed design.
- FIG. 2 is a front elevation view thereof.
- FIG. 3 is a back elevation view thereof.
- FIG. 4 is a left-side elevation view thereof.
- FIG. 5 is a right-side elevation view thereof.
- FIG. 6 is a top plan view thereof; and,
- FIG. 7 is a bottom plan view thereof.

1 Claim, 4 Drawing Sheets



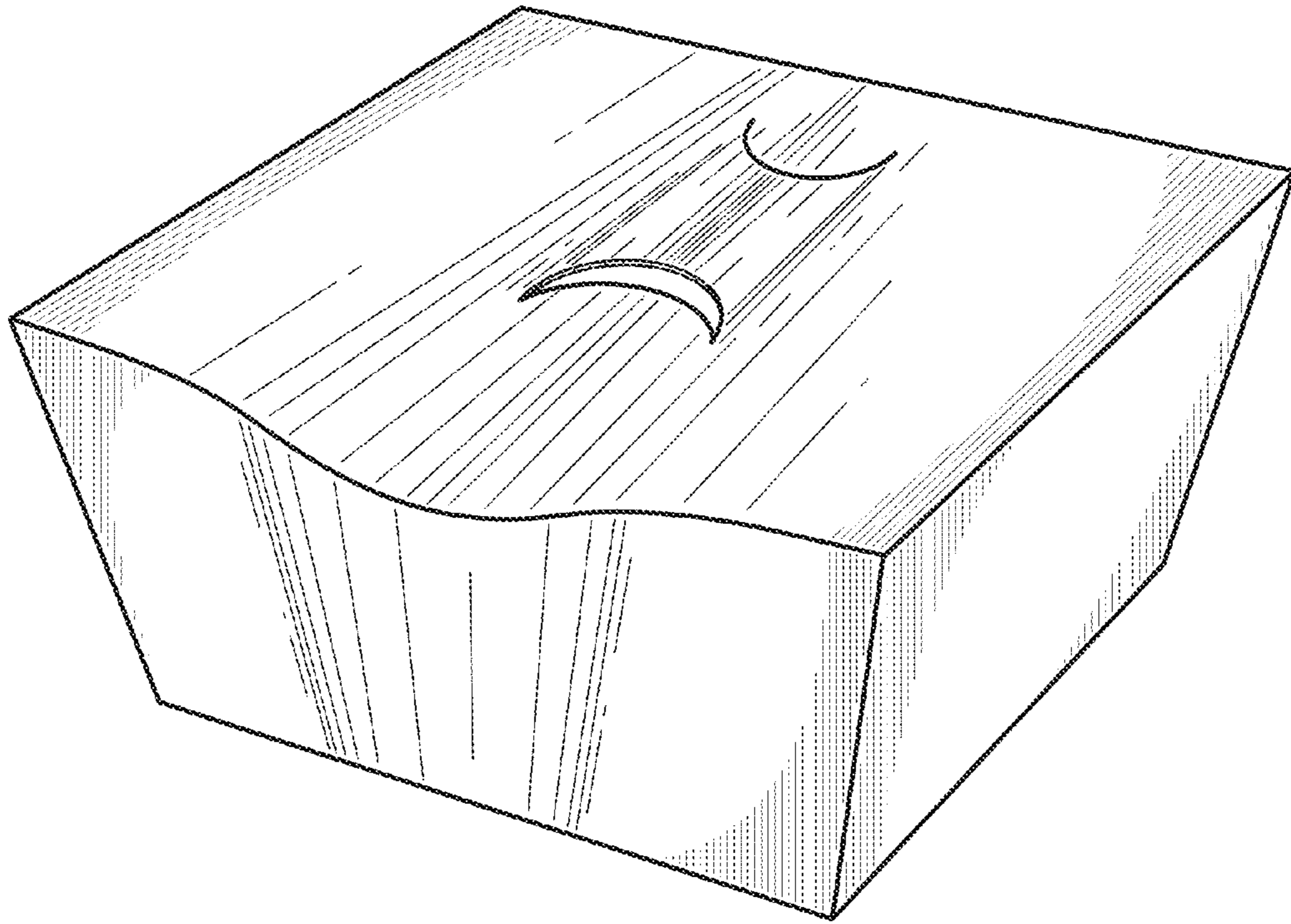


FIG. 1




FIG. 2




FIG. 3

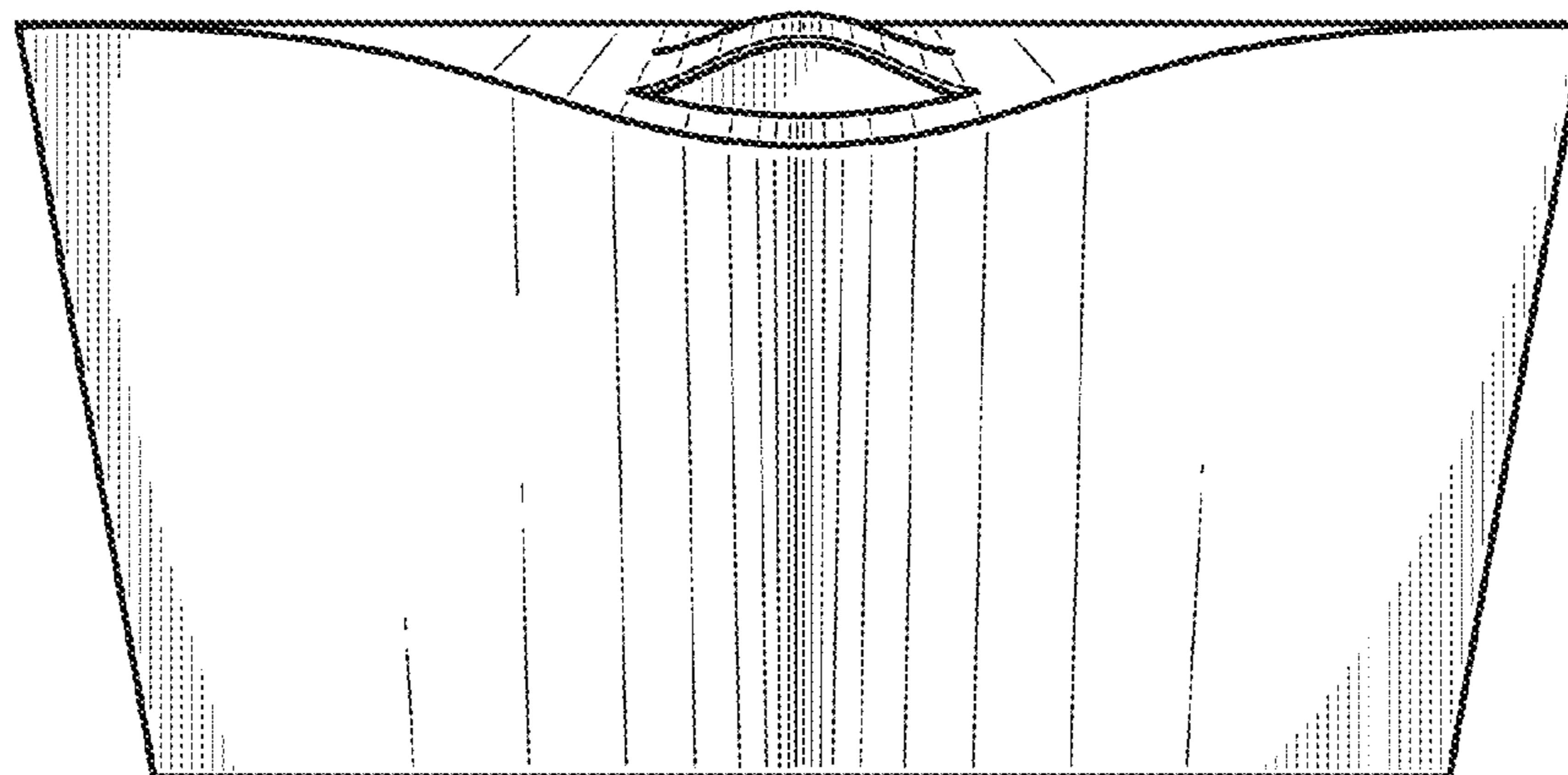


FIG. 4




FIG. 5

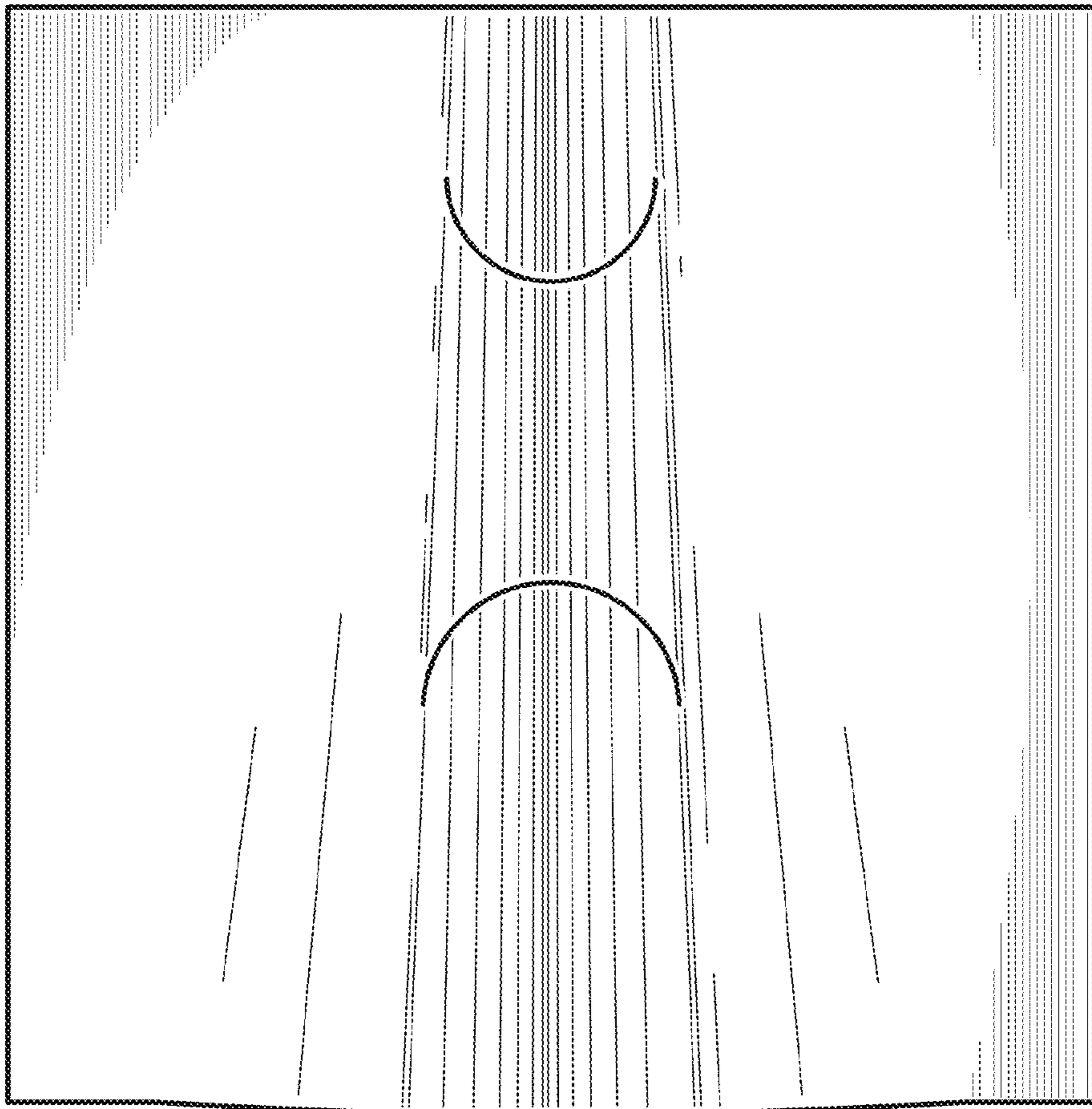


FIG. 6

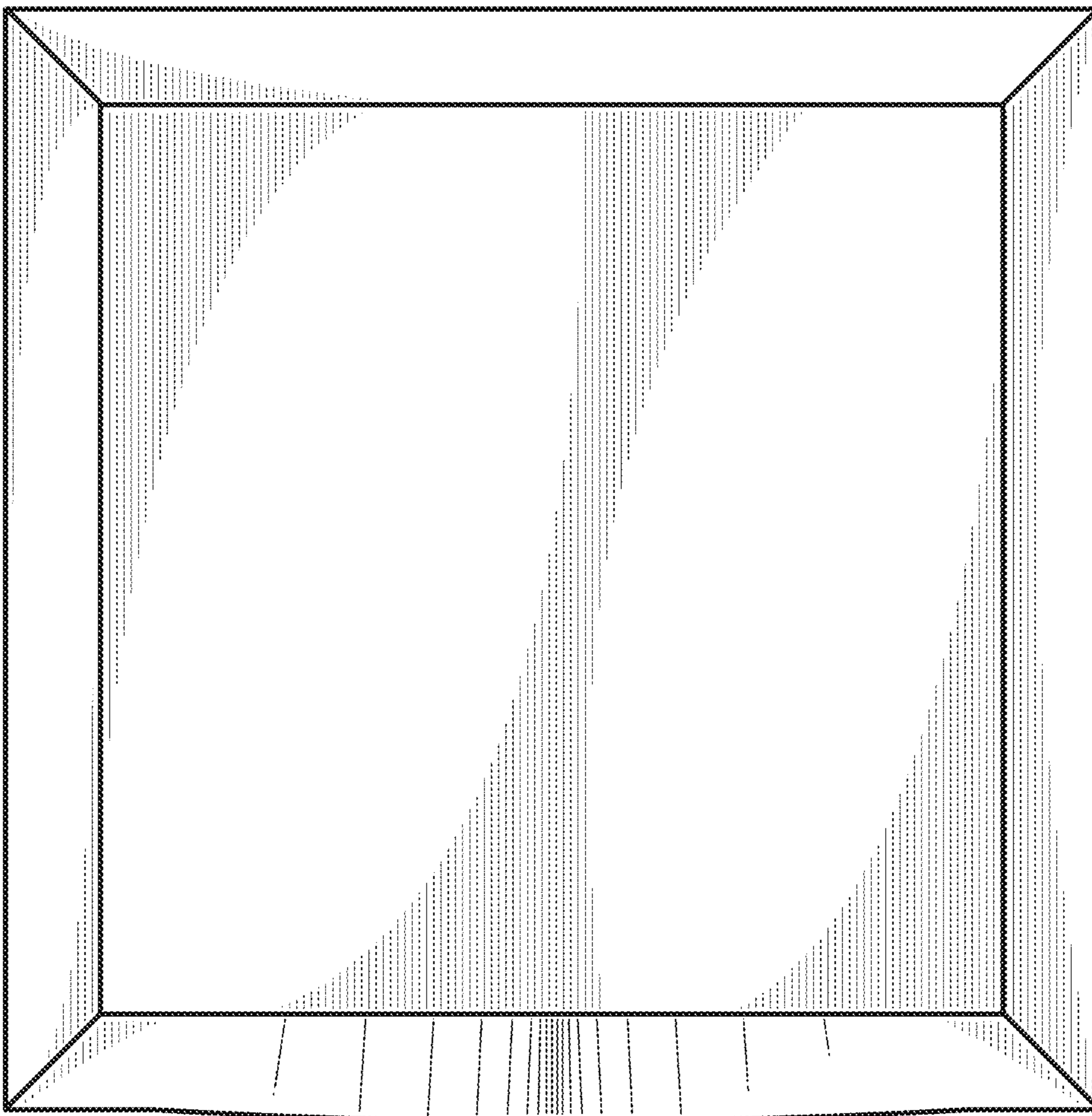


FIG. 7