



US00D755592S

(12) **United States Design Patent**  
**Bullard**

(10) **Patent No.:** **US D755,592 S**

(45) **Date of Patent:** **\*\* May 10, 2016**

(54) **RADIATOR WRENCH**

(71) Applicant: **Kevin Bullard**, St. George, UT (US)

(72) Inventor: **Kevin Bullard**, St. George, UT (US)

(\*\*) Term: **14 Years**

(21) Appl. No.: **29/521,595**

(22) Filed: **Mar. 25, 2015**

(51) **LOC (10) Cl.** ..... **08-05**

(52) **U.S. Cl.**  
USPC ..... **D8/17; D8/21**

(58) **Field of Classification Search**  
USPC ..... D8/17, 21-29; 81/60, 177.1, 177.85,  
81/121.1, 124.3, 165-170, 110.1, 176.2,  
81/124.6, 176.1, 176.15, 177.2; 16/110.1;  
D15/144.1; 219/75, 227, 229, 121.16,  
219/121.18

CPC ..... B25B 13/00  
See application file for complete search history.

(56) **References Cited**

**U.S. PATENT DOCUMENTS**

D311,313 S \* 10/1990 Whiteside ..... D8/17  
D329,788 S \* 9/1992 Andrew ..... D8/17  
D353,755 S \* 12/1994 Lane ..... D8/17

D356,240 S \* 3/1995 Meldahl ..... D8/105  
D431,982 S \* 10/2000 Nyberg ..... D8/21  
D477,197 S \* 7/2003 Yates ..... D8/21  
D570,168 S \* 6/2008 James ..... D8/21  
D608,169 S \* 1/2010 Johnson ..... D8/21  
D619,435 S \* 7/2010 Navas ..... D8/27  
D628,348 S \* 11/2010 Chao ..... D30/199  
D646,938 S \* 10/2011 Silvers et al. .... D8/18  
D693,660 S \* 11/2013 Hackett et al. .... D8/18  
8,607,668 B1 \* 12/2013 Frank et al. .... 81/3.09

\* cited by examiner

*Primary Examiner* — Randall Gholson

(74) *Attorney, Agent, or Firm* — Gurr & Brande, PLLC;  
Robert A. Gurr

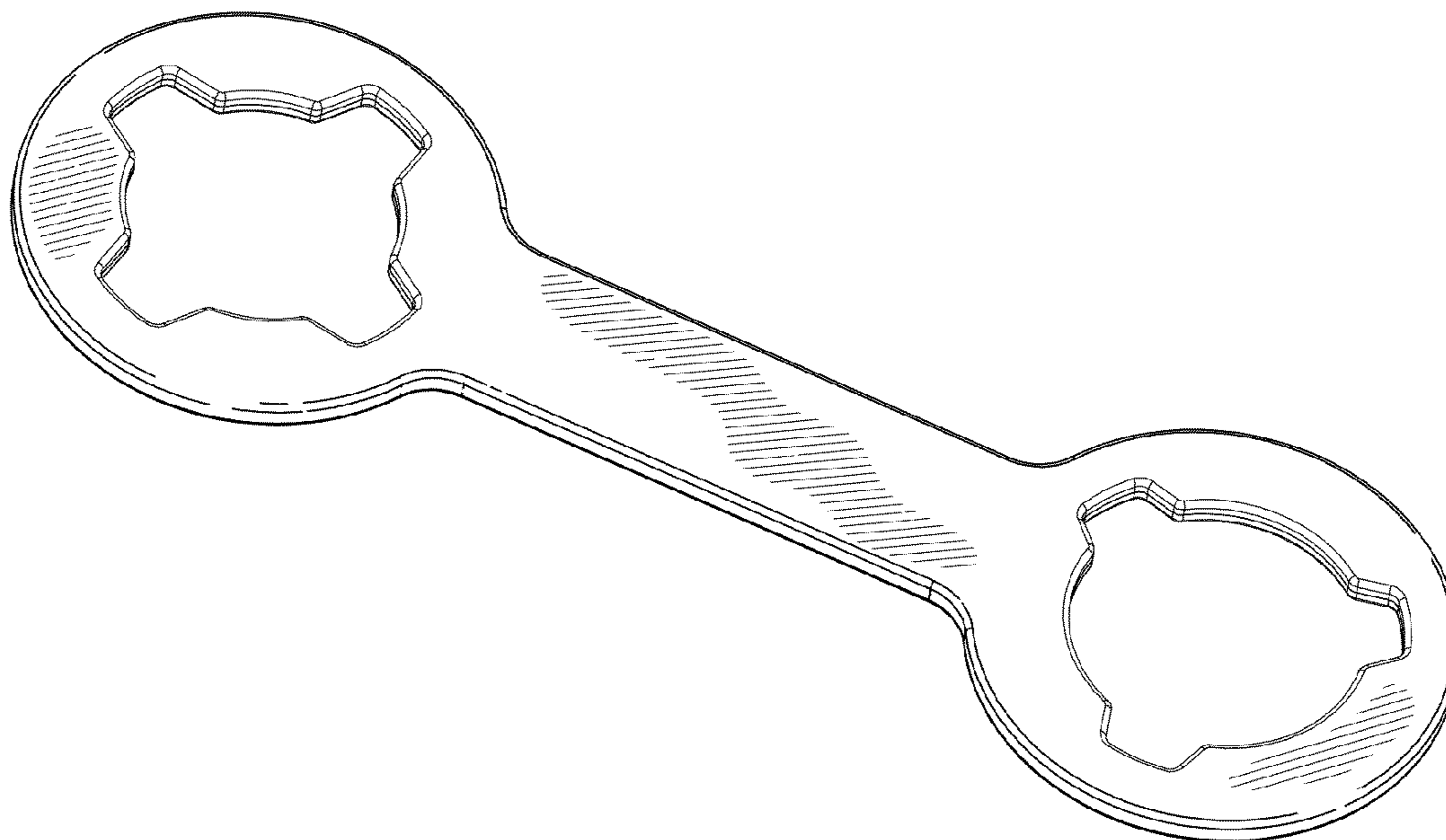
(57) **CLAIM**

The ornamental design for a radiator wrench, as shown and described.

**DESCRIPTION**

FIG. 1 is a perspective view of the radiator wrench;  
FIG. 2 is a front view of the radiator wrench;  
FIG. 3 is a back view of the radiator wrench;  
FIG. 4 is a left side elevation view of the radiator wrench;  
FIG. 5 is a right side elevation view of the radiator wrench;  
FIG. 6 is a top view of the radiator wrench; and,  
FIG. 7 is a bottom view of the radiator wrench.

**1 Claim, 4 Drawing Sheets**



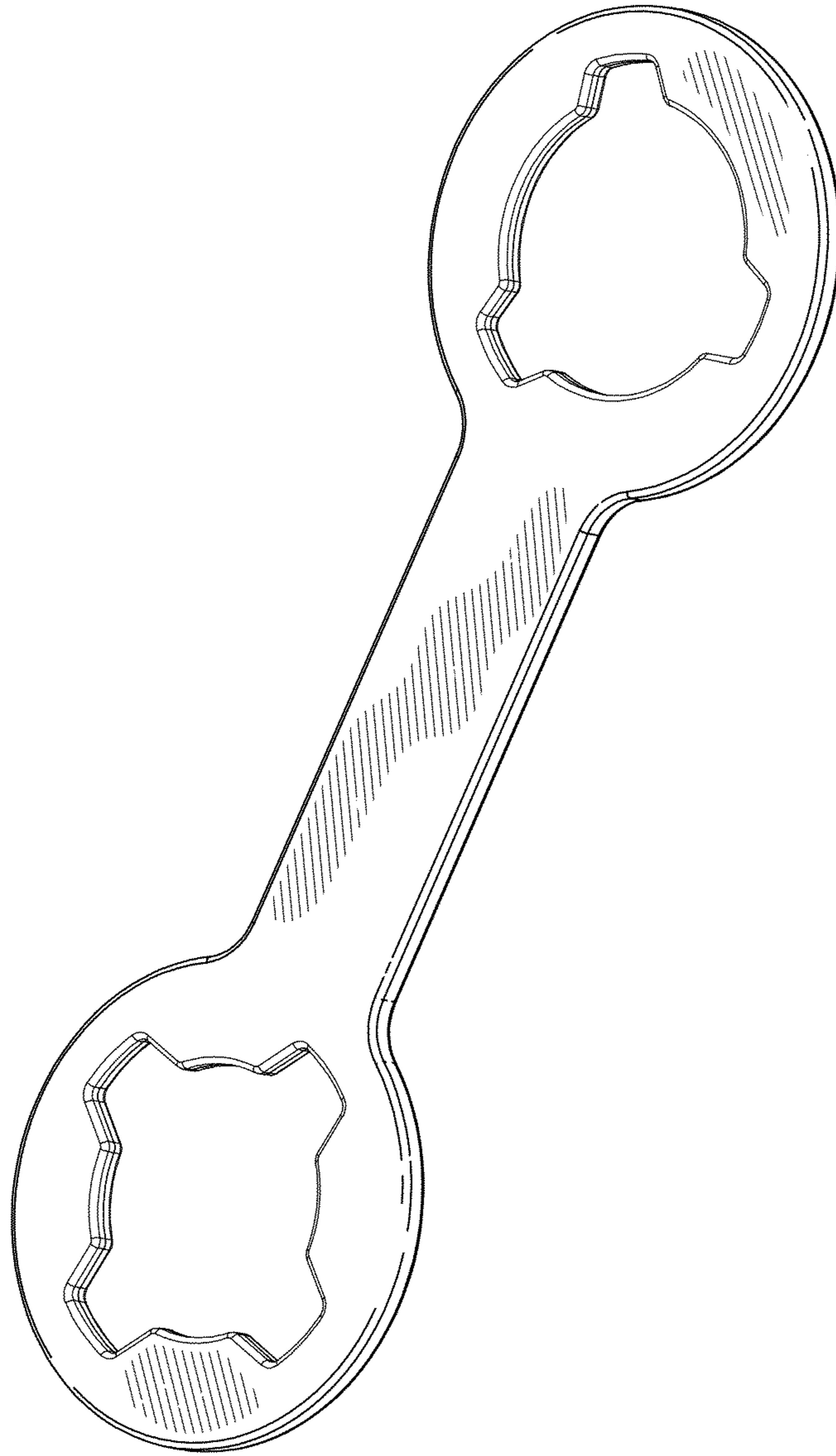


FIG. 1

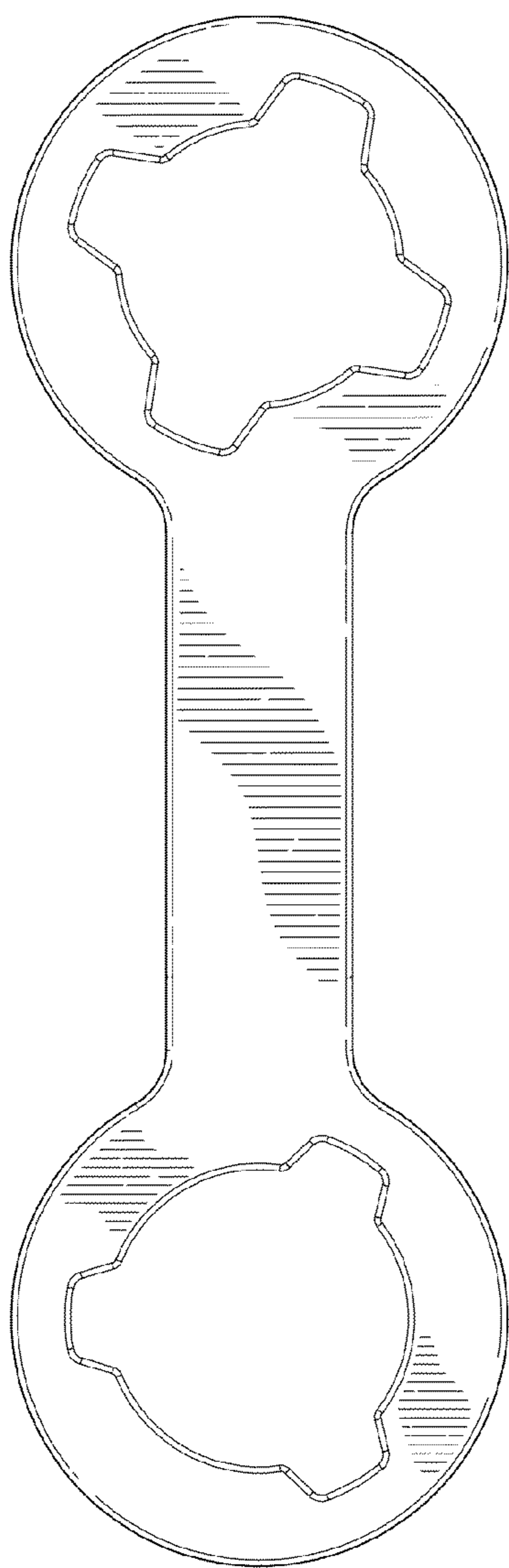


FIG. 2

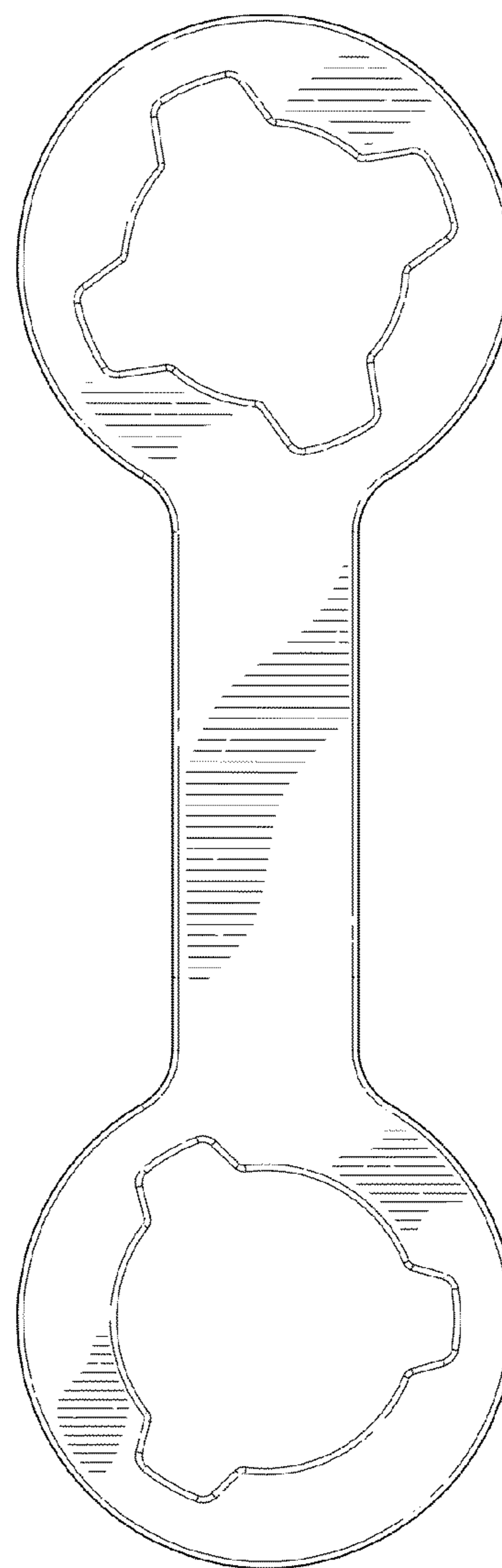


FIG. 3




FIG. 4




FIG. 5



FIG. 7



FIG. 6