



US00D755583S

(12) **United States Design Patent**
Berge

(10) **Patent No.:** **US D755,583 S**
(45) **Date of Patent:** **** May 10, 2016**

(54) **KITCHEN UTENSIL**
(71) Applicant: **National Presto Industries, Inc.**, Eau Claire, WI (US)
(72) Inventor: **Michael R. Berge**, Eau Claire, WI (US)
(73) Assignee: **National Presto Industries, Inc.**, Eau Claire, WI (US)
(**) Term: **14 Years**
(21) Appl. No.: **29/497,981**

6,443,388 B1 9/2002 Hollinger
6,502,794 B1 1/2003 Ting
6,808,090 B2 10/2004 Pedersen
7,092,521 B2 8/2006 Wang
7,219,767 B1 5/2007 Steinbok
7,246,781 B2* 7/2007 Nam A61H 19/44
248/516
7,293,750 B2 11/2007 Richter
D569,200 S * 5/2008 Chalfant D7/672
7,481,388 B2 1/2009 Palese
7,597,301 B2 10/2009 Seil
7,658,354 B2 2/2010 Wang
7,810,777 B2 10/2010 Paradise et al.
7,815,155 B2* 10/2010 Hung F16B 47/00
248/205.5

(22) Filed: **Jul. 30, 2014**
(51) **LOC (10) Cl.** **07-04**
(52) **U.S. Cl.**
USPC **D7/678**
(58) **Field of Classification Search**
USPC D7/678, 381–385, 412, 672–677
CPC A47J 43/25; A47J 43/00; A47J 43/255;
A47J 17/02; F16B 47/00; A61H 19/44
See application file for complete search history.

(Continued)

Primary Examiner — Terry Wallace
(74) *Attorney, Agent, or Firm* — Patterson Thuent Pedersen, P.A.

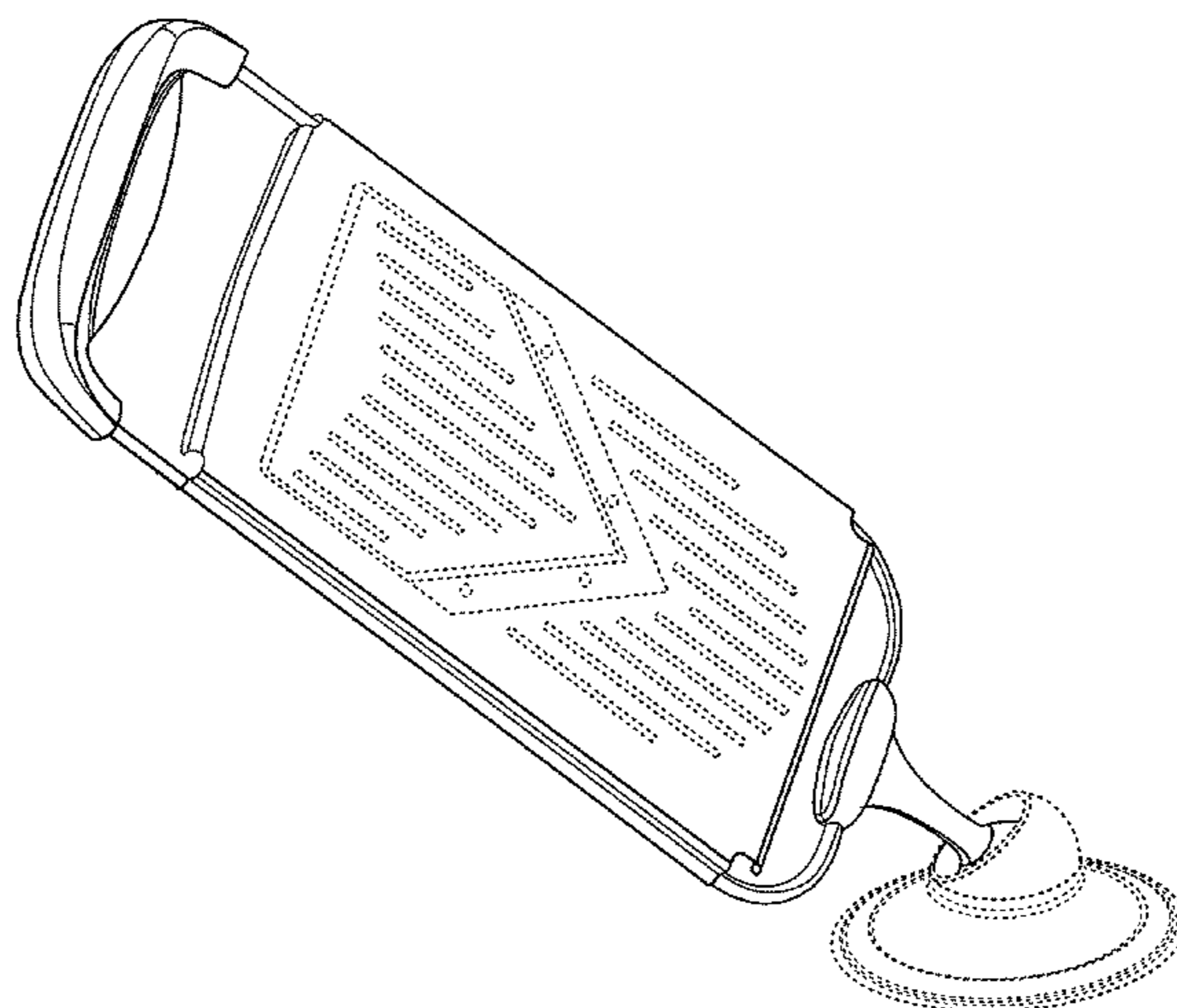
(56) **References Cited**
U.S. PATENT DOCUMENTS
687,183 A 11/1901 Kolander
2,332,504 A 10/1943 Brenner
2,950,836 A 8/1960 Murdock
3,424,419 A 1/1969 Siegel
4,066,231 A 1/1978 Bahner et al.
4,093,165 A 6/1978 Sussman
4,180,229 A 12/1979 Schulein
5,094,415 A 3/1992 Revette et al.
5,148,731 A * 9/1992 Boerner A47J 43/25
30/279.6
5,474,206 A 12/1995 Herring, Sr.
5,592,244 A 1/1997 Vyhmeister
5,649,634 A 7/1997 Irizarry
D406,018 S * 2/1999 Zirbes D7/381
6,142,432 A 11/2000 Amussen
6,315,224 B1 * 11/2001 Holcomb A47J 43/25
241/273.2
6,318,652 B1 * 11/2001 Liu A47J 43/25
241/168

(57) **CLAIM**
I claim the ornamental design for kitchen utensil, as shown and described.

DESCRIPTION

FIG. 1 is a front view of a kitchen utensil showing my new design.
FIG. 2 is a rear view of the kitchen utensil depicted in FIG. 1.
FIG. 3 is a bottom view of the kitchen utensil depicted in FIG. 1.
FIG. 4 is a top view of the kitchen utensil depicted in FIG. 1.
FIG. 5 is a right side view of the kitchen utensil depicted in FIG. 1.
FIG. 6 is a perspective view of the kitchen utensil depicted in FIG. 1; and,
FIG. 7 is a perspective view of the kitchen utensil depicted in FIG. 1 shown in its environmental setting.
Items shown in broken lines are for illustrative purposes only and form no part of the claimed invention. A left side view is omitted as it would be a mirror image of the right side view illustrated in FIG. 5.

1 Claim, 7 Drawing Sheets



(56)

References Cited

U.S. PATENT DOCUMENTS

7,861,647 B2 1/2011 So et al.
8,267,361 B1 9/2012 Dordick
D680,820 S * 4/2013 McGuyer D7/678
8,439,238 B1 5/2013 Harter et al.
D695,579 S * 12/2013 Kestenbaum D7/678
8,602,376 B2 12/2013 Vogel et al.
D699,523 S * 2/2014 McGuyer D7/678
8,857,747 B2 * 10/2014 Goto A47J 43/25
241/168

D734,746 S 7/2015 Vogel
2003/0035693 A1 * 2/2003 Chalfant A47J 43/25
407/29.1
2004/0247403 A1 * 12/2004 Grace A47J 43/25
407/29.15
2006/0284043 A1 12/2006 Paradise et al.
2008/0092717 A1 4/2008 Dunlop
2008/0289581 A1 11/2008 Cox, Jr. et al.
2013/0334347 A1 12/2013 Willis

* cited by examiner

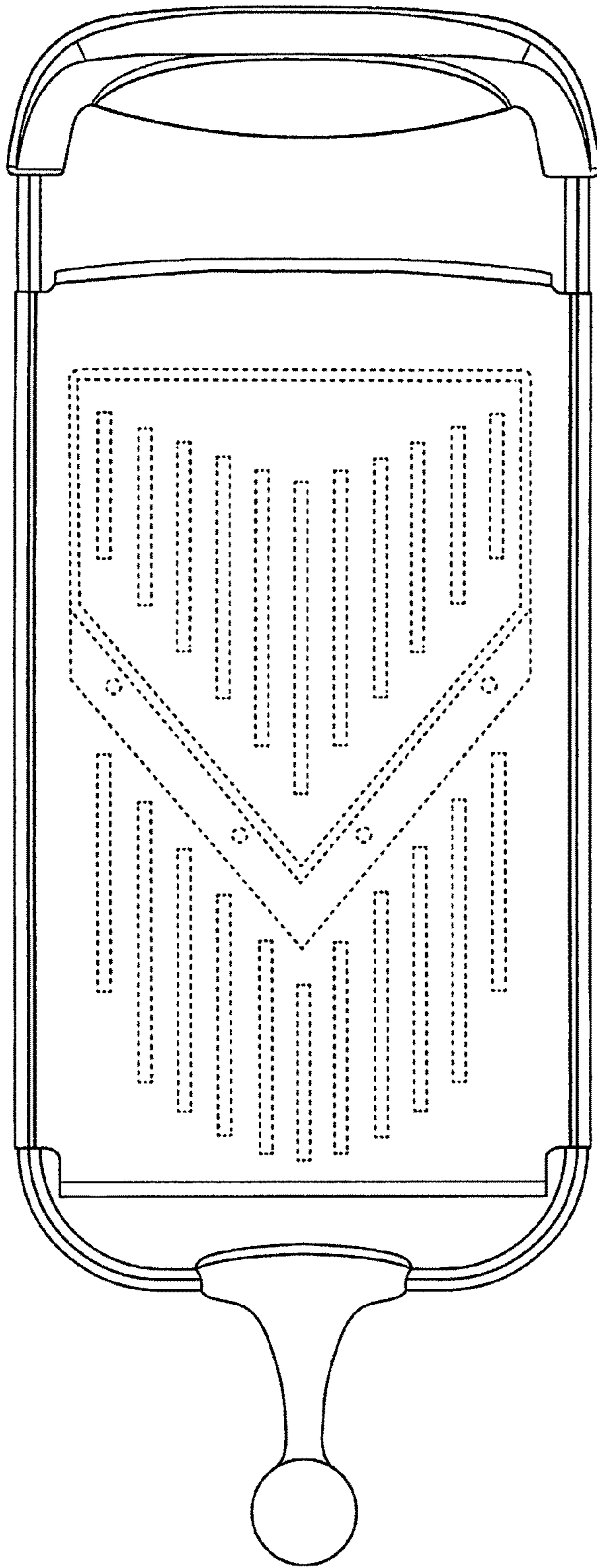


FIG. 1

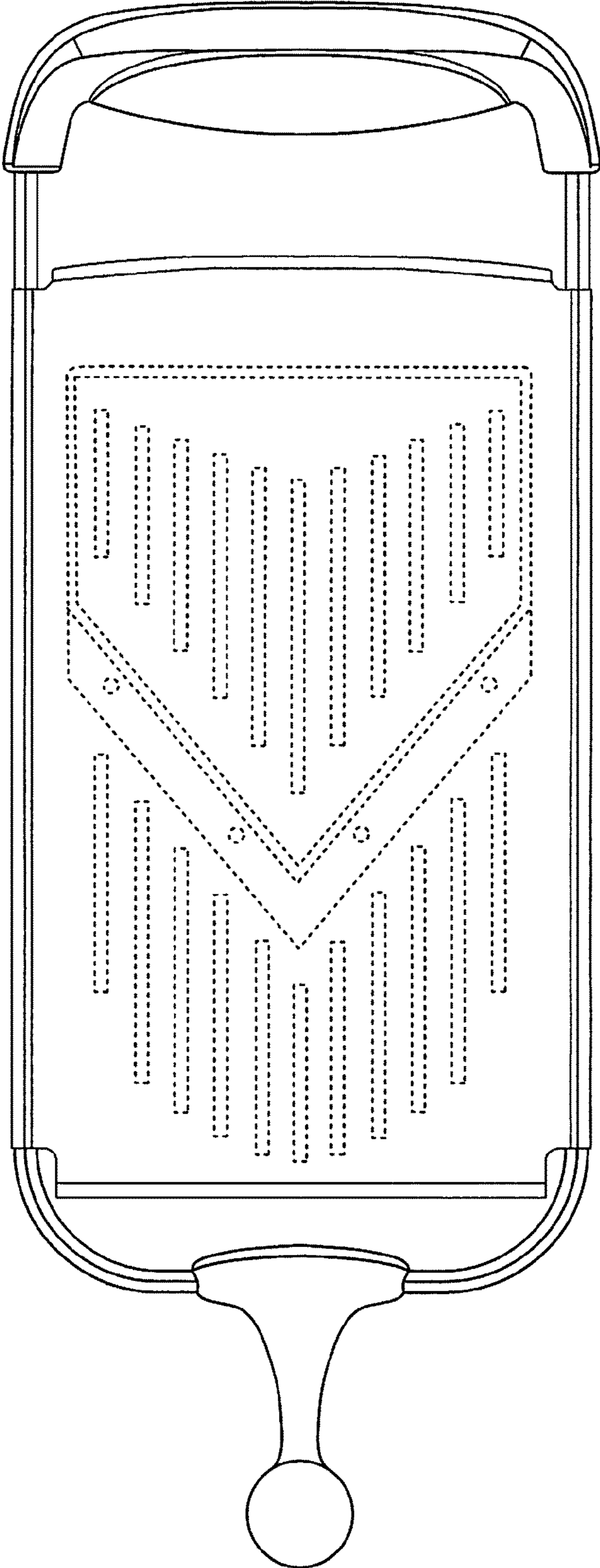


FIG. 2

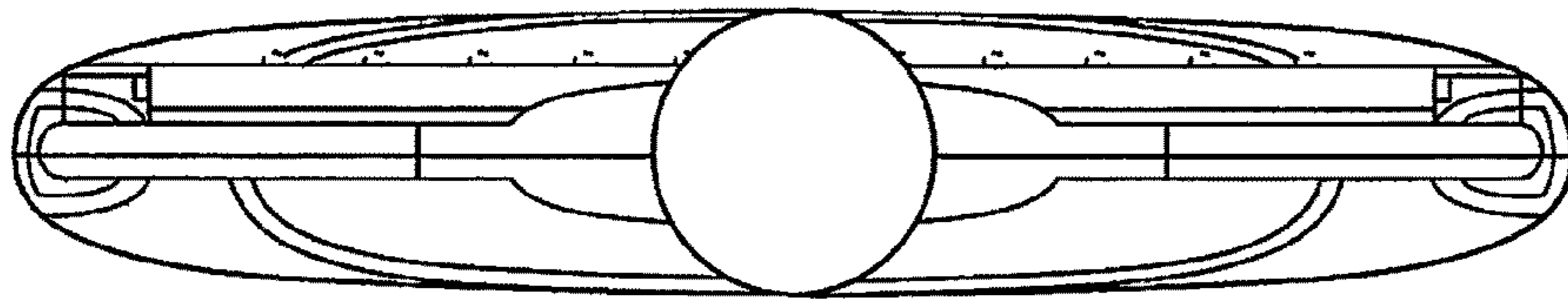


FIG. 3

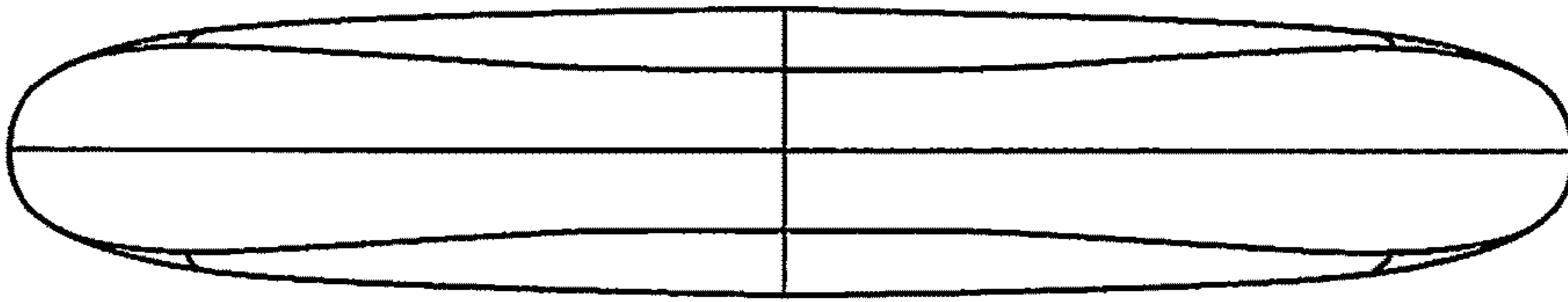


FIG. 4

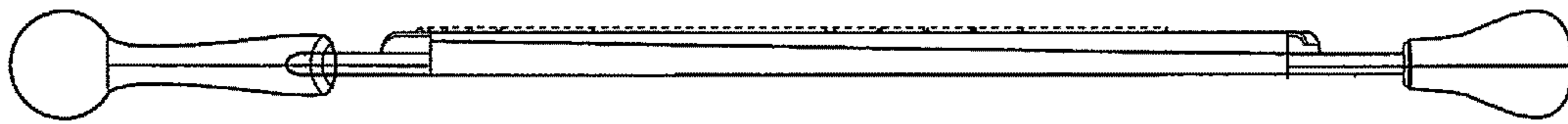


FIG. 5

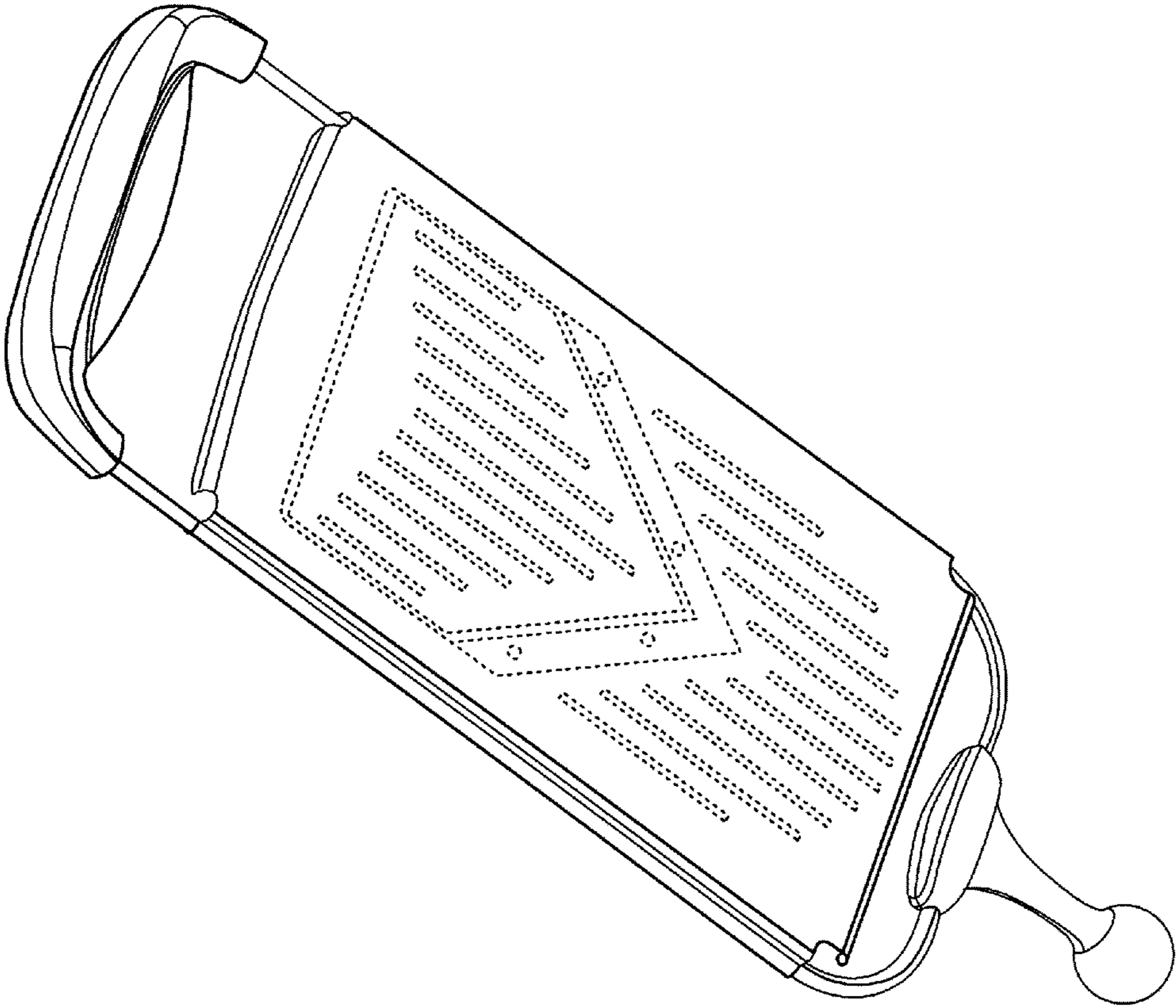


FIG. 6




FIG. 7