



US00D755568S

(12) **United States Design Patent**  
**Lee**

(10) **Patent No.:** **US D755,568 S**  
(45) **Date of Patent:** **\*\* May 10, 2016**

(54) **CUP**

(71) Applicant: **Euibum Lee**, Seoul (KR)

(72) Inventor: **Euibum Lee**, Seoul (KR)

(\*\*) Term: **14 Years**

(21) Appl. No.: **29/509,873**

(22) Filed: **Nov. 21, 2014**

(30) **Foreign Application Priority Data**

May 22, 2014 (KR) ..... 30-2014-0025287  
 May 22, 2014 (KR) ..... 30-2014-0025288

(51) **LOC (10) Cl.** ..... **07-01**

(52) **U.S. Cl.**  
 USPC ..... **D7/509; D7/535**

(58) **Field of Classification Search**  
 USPC ..... D7/523, 532, 524, 509, 515, 514, 300.1,  
 D7/536, 533, 368, 306, 535, 507; 220/703,  
 220/592.16, 592.17, 737; 215/382  
 CPC ... A47G 19/22; A47G 19/23; A47G 19/2205;  
 A24F 3/00  
 See application file for complete search history.

(56) **References Cited**

U.S. PATENT DOCUMENTS

1,651,485 A \* 12/1927 Thesen ..... A47G 19/2205  
 222/158  
 2,057,047 A \* 10/1936 Myer ..... A47G 19/22  
 220/710.5  
 2,263,947 A \* 11/1941 Gottfried ..... A47G 19/2211  
 215/10  
 2,919,694 A \* 1/1960 Von Gunten ..... B65D 1/265  
 215/386  
 D211,514 S \* 6/1968 Amberg ..... D7/531  
 D230,387 S \* 2/1974 Doman et al. .... D7/531

D299,624 S \* 1/1989 Rothman ..... D11/152  
 5,899,354 A \* 5/1999 Garcia ..... A47G 19/22  
 206/217  
 D441,609 S \* 5/2001 Hsu ..... D7/523  
 D446,684 S \* 8/2001 Price ..... D7/509  
 D462,266 S \* 9/2002 Gittins ..... D9/430  
 D468,203 S \* 1/2003 Gittins ..... D9/424  
 D505,298 S \* 5/2005 Holt ..... D7/515  
 D514,385 S \* 2/2006 Smith ..... D7/509  
 D529,341 S \* 10/2006 Hsu ..... D7/509  
 D567,586 S \* 4/2008 Brown ..... D7/500  
 D574,192 S \* 8/2008 Schosser ..... D7/509  
 D596,900 S 7/2009 Kluger  
 D600,072 S 9/2009 Hayes et al.  
 D662,777 S \* 7/2012 Andrascik ..... D7/509  
 D664,395 S \* 7/2012 Poppie ..... D7/509  
 D711,194 S \* 8/2014 Cherkasov ..... D7/509  
 D738,686 S \* 9/2015 Schult ..... D7/515

\* cited by examiner

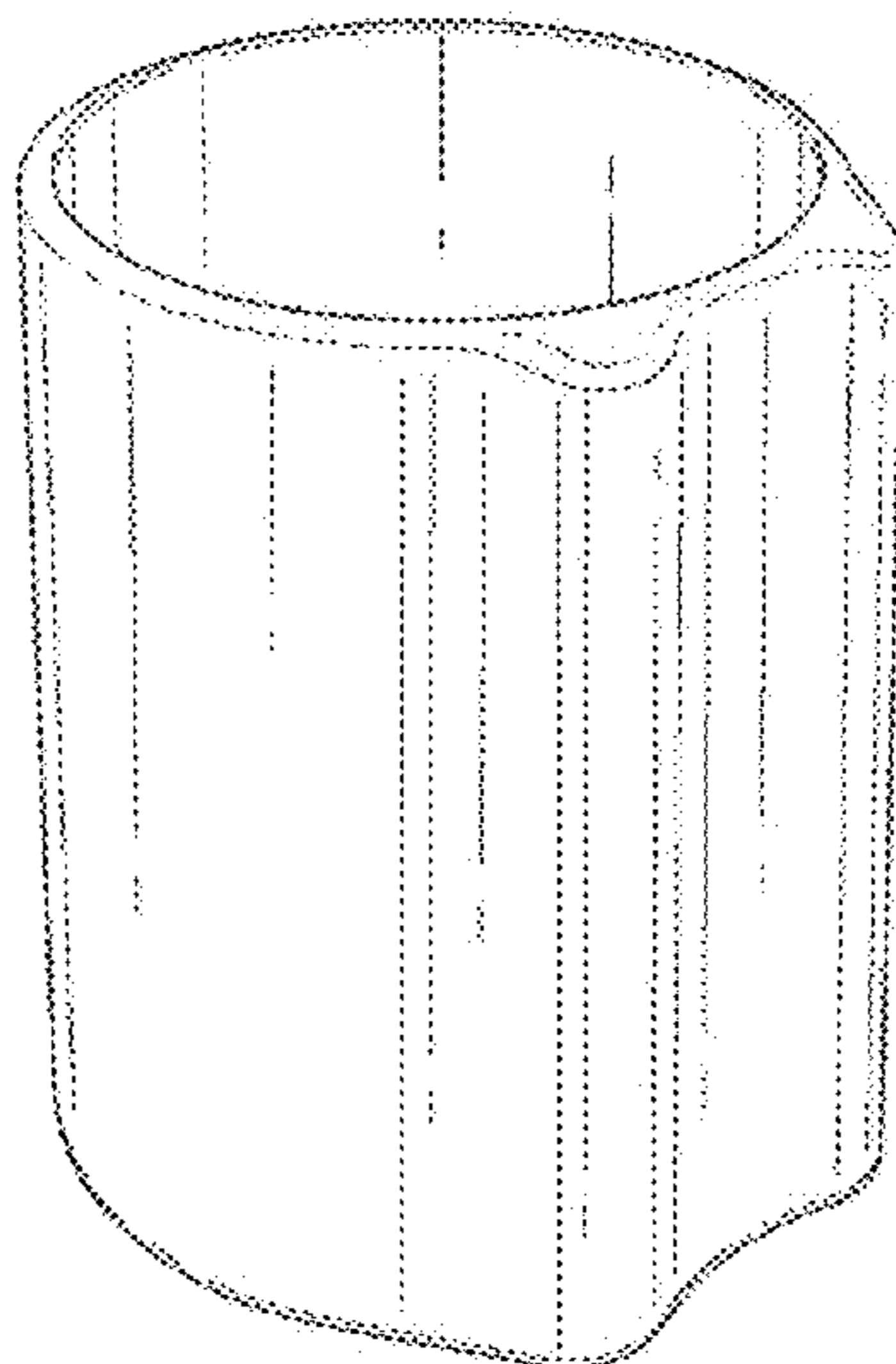
*Primary Examiner* — Marianne Pandozzi  
(74) *Attorney, Agent, or Firm* — Ladas & Parry LLP

(57) **CLAIM**  
The ornamental design for a cup, as shown and described.

**DESCRIPTION**

FIG. 1 is a front perspective view of a cup showing my new design;  
 FIG. 2 is a front elevation view thereof;  
 FIG. 3 is a rear elevation view thereof;  
 FIG. 4 is a left side elevation view thereof, the right side being a mirror image thereof;  
 FIG. 5 is a top perspective view thereof;  
 FIG. 6 is a bottom perspective view thereof; and,  
 FIG. 7 is an environmental perspective view thereof.  
 The broken lines depict environmental subject matter only and form no part of the claimed design.

**1 Claim, 7 Drawing Sheets**



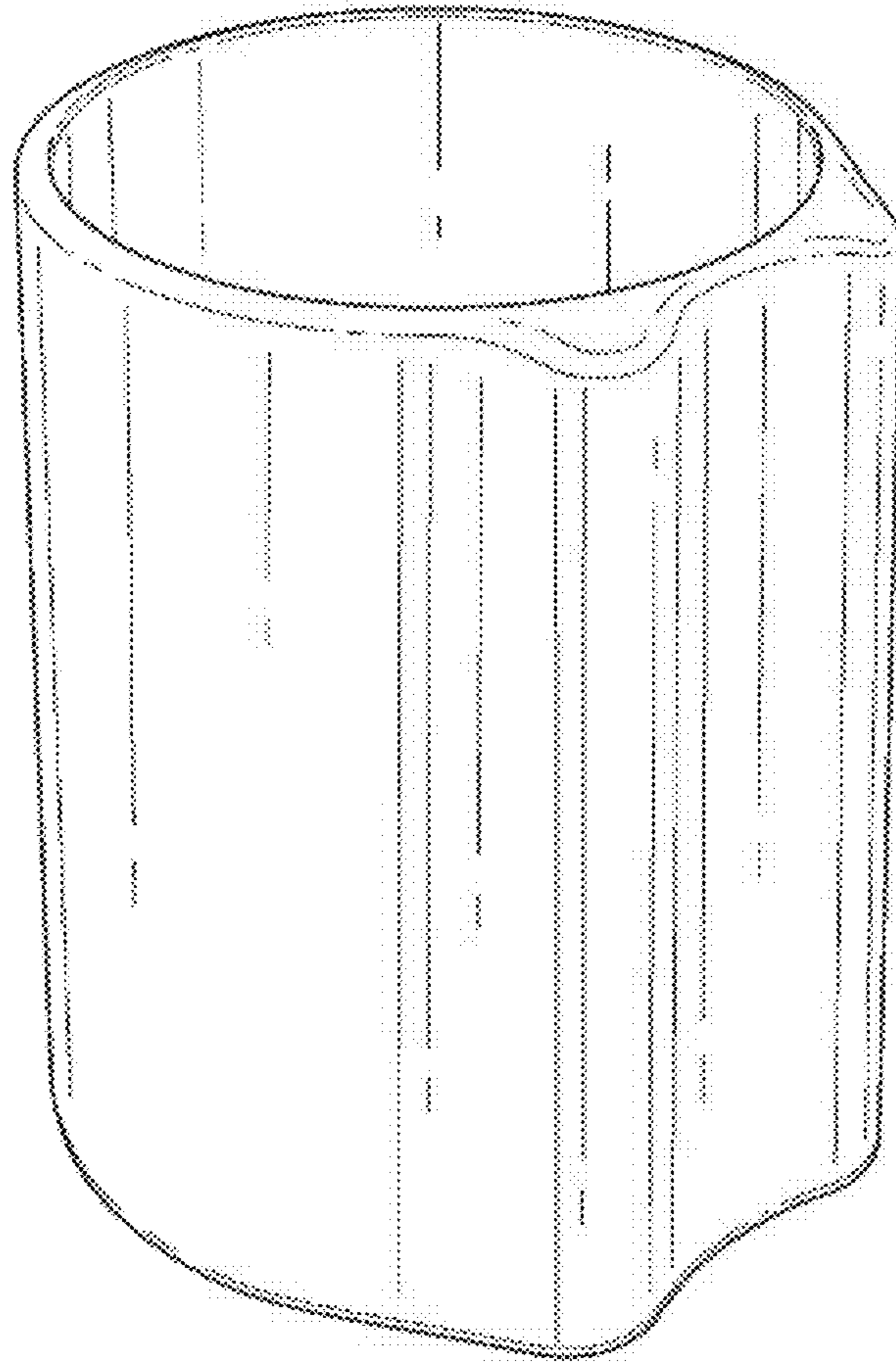


FIG. 1




FIG. 2

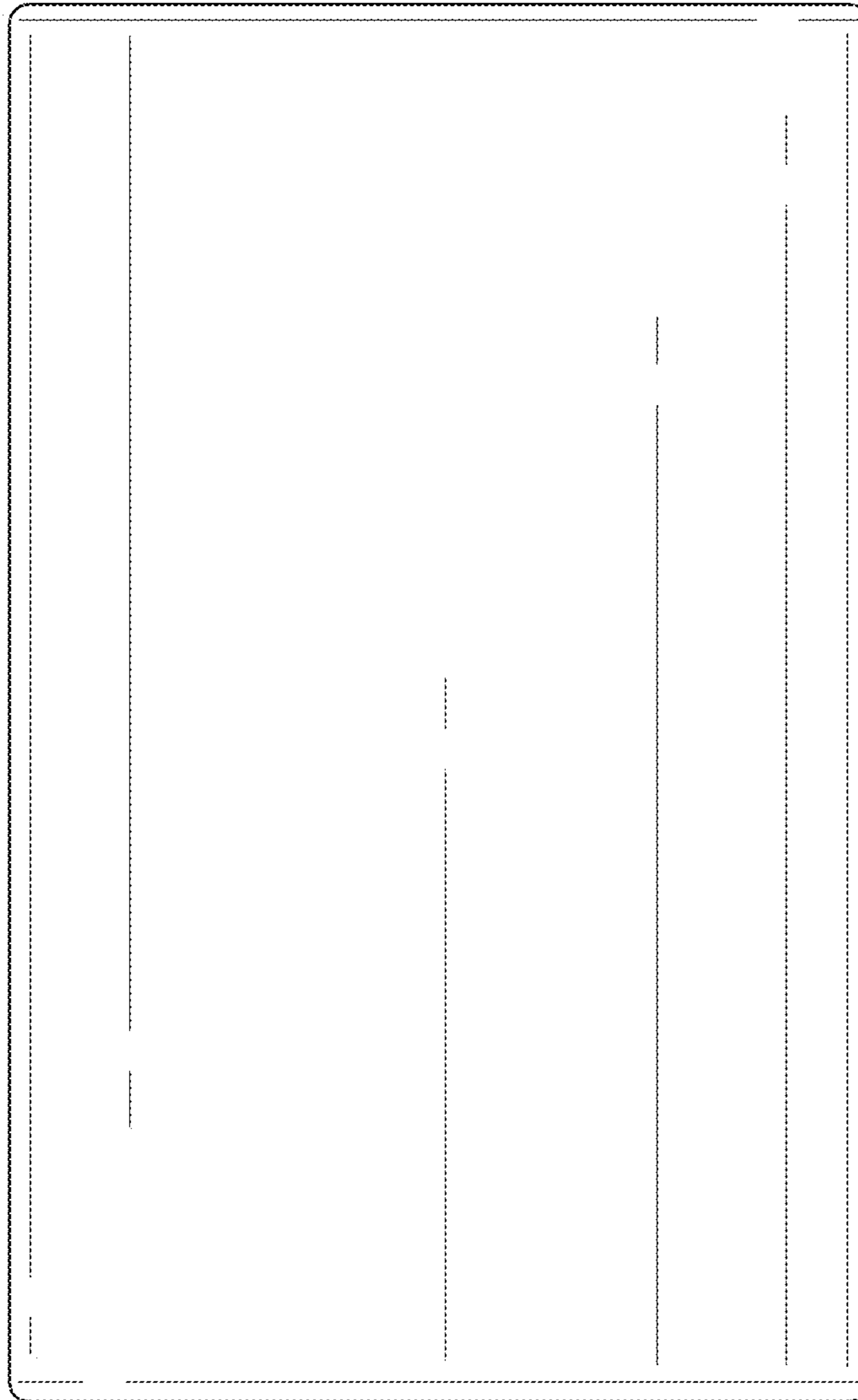


FIG. 3




FIG. 4

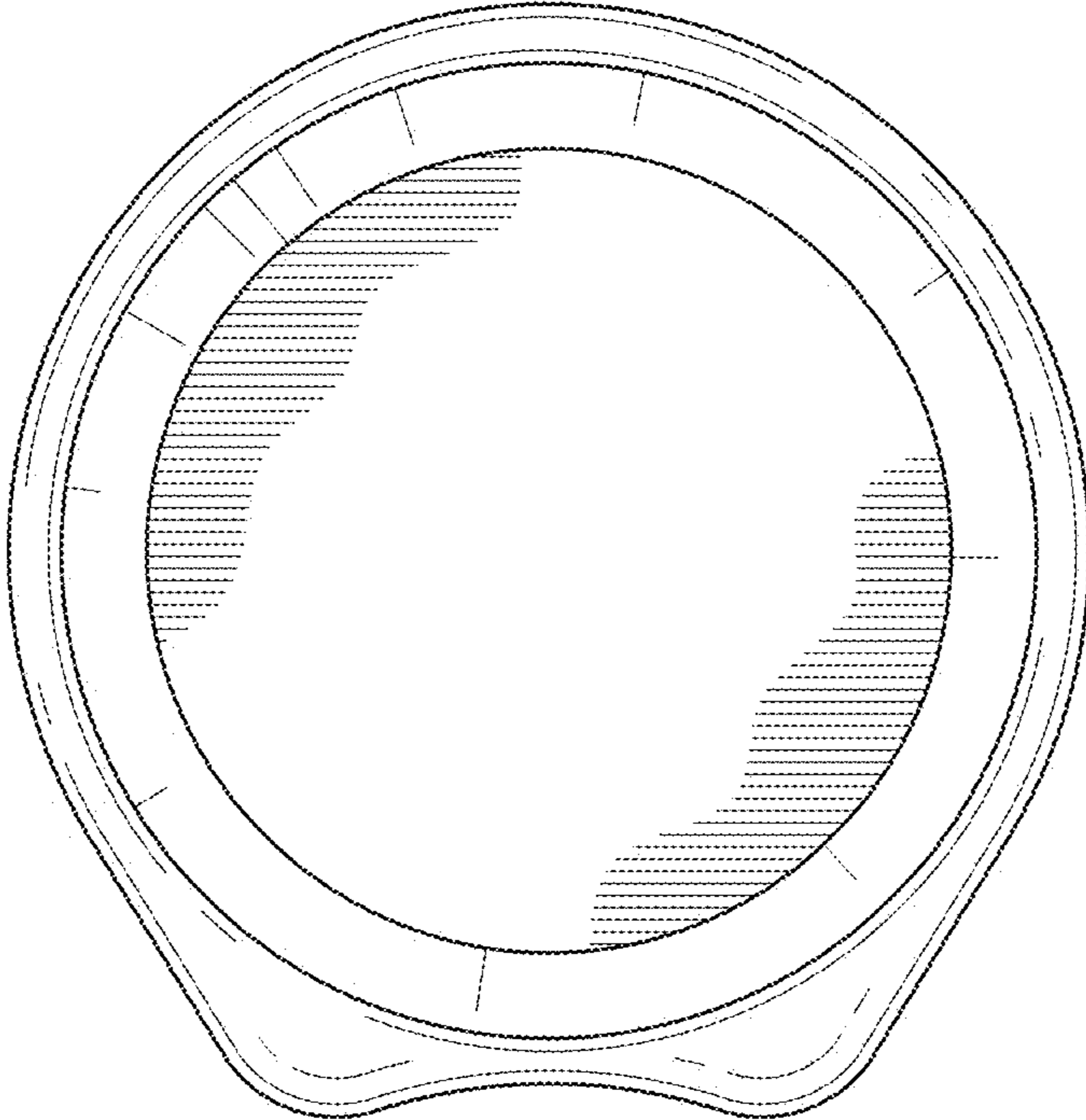


FIG. 5



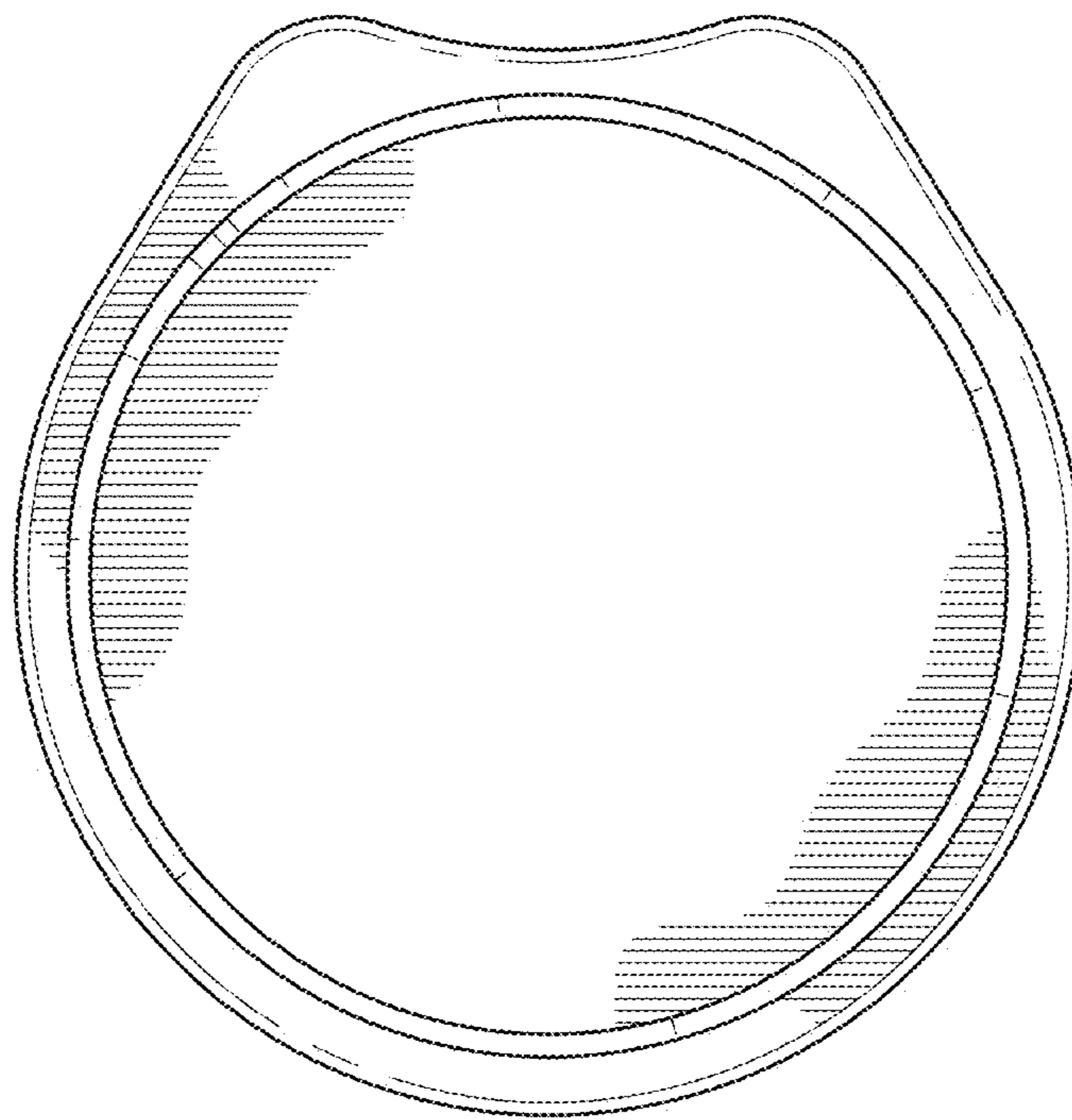


FIG. 6

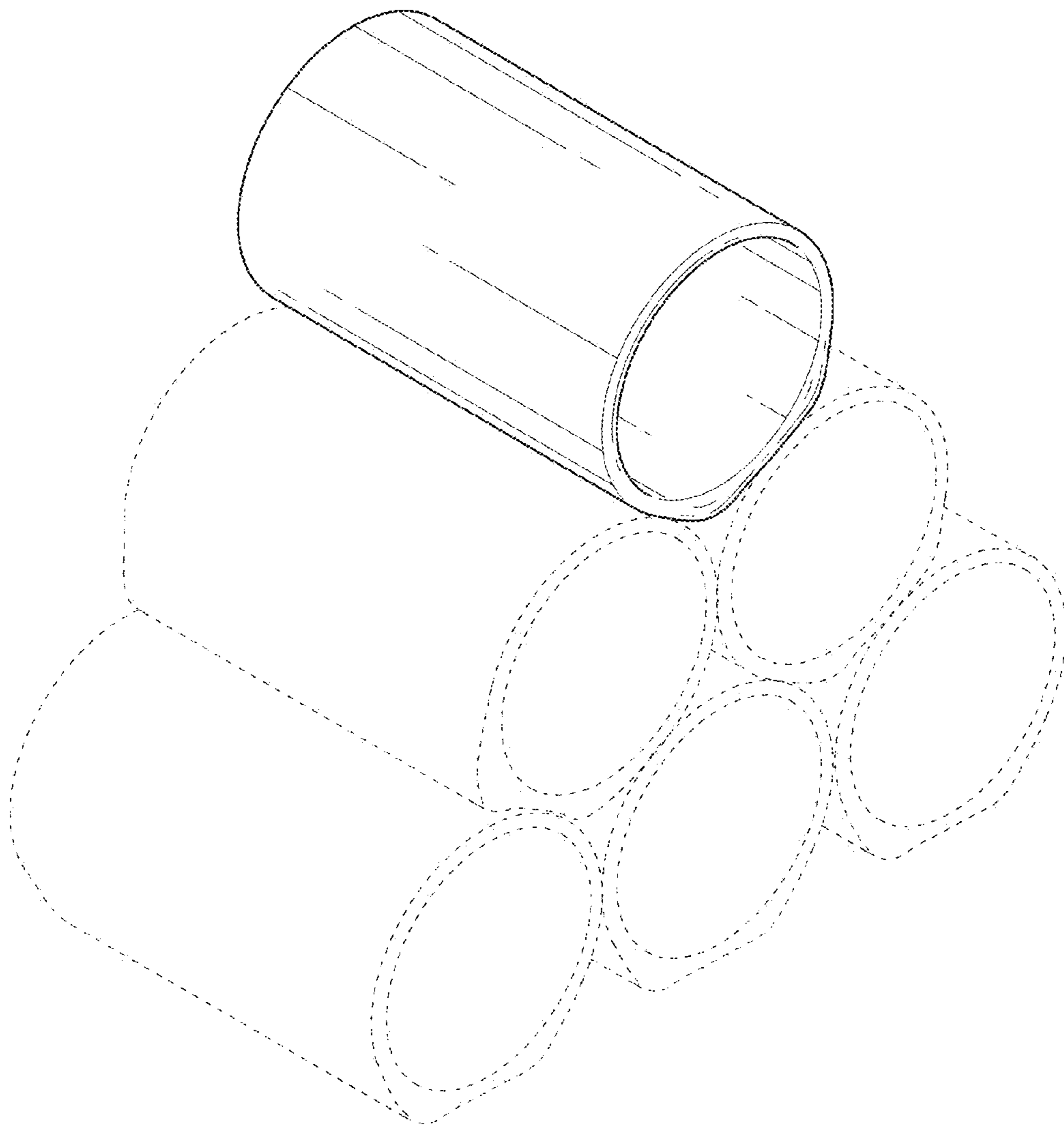


FIG. 7