



US00D755546S

(12) **United States Design Patent**
Johnson et al.

(10) **Patent No.:** **US D755,546 S**

(45) **Date of Patent:** **** May 10, 2016**

(54) **DISPLAY UNIT**

(71) Applicant: **Target Brands, Inc.**, Minneapolis, MN (US)

(72) Inventors: **Jason W. Johnson**, Wayzata, MN (US);
Timothy J. Martell, Brooklyn Park, MN (US); **Blake M. Johnson**, Saint Paul, MN (US)

(73) Assignee: **Target Brands, Inc.**, Minneapolis, MN (US)

(**) Term: **14 Years**

(21) Appl. No.: **29/515,778**

(22) Filed: **Jan. 27, 2015**

(51) **LOC (10) Cl.** **06-06**

(52) **U.S. Cl.**

USPC **D6/675.3**

(58) **Field of Classification Search**

USPC D6/429, 460-461, 464, 468, 474,
D6/477-479, 672, 675, 675.1, 675.3;
108/11, 59, 65, 91-92, 96, 137;
211/42, 85, 87.01, 90.01, 107, 111,
211/119.003, 134, 186, 189, 195

CPC A47F 3/004; A47F 5/0081; A47B 8/007
See application file for complete search history.

(56) **References Cited**

U.S. PATENT DOCUMENTS

D233,293 S * 10/1974 Rosen D6/691.3
4,841,878 A * 6/1989 Kriegsman A47B 13/12
108/62
5,613,448 A * 3/1997 Petty A47B 7/02
108/91
D447,891 S * 9/2001 Wood D6/687
D558,490 S * 1/2008 Christensen D6/691.5
D611,735 S * 3/2010 Stukenberg D6/691.8
D614,889 S * 5/2010 Van Duysen D6/691.5

D686,438 S 7/2013 Denby et al.
D694,558 S 12/2013 Denby et al.
D718,502 S * 11/2014 Paculdo D30/118
D718,560 S * 12/2014 Denby D6/708
8,905,484 B2 * 12/2014 Kim A47C 7/62
108/25
D724,358 S * 3/2015 Tsai D6/675.3
D746,618 S * 1/2016 Clark D6/675.3
2011/0316396 A1 * 12/2011 Arne A47F 3/005
312/107

OTHER PUBLICATIONS

Design U.S. Appl. No. 29/502,318, entitled "Display Unit", filed Sep. 15, 2014, 20 pages.

Design U.S. Appl. No. 29/502,320, entitled "Display Unit", filed Sep. 15, 2014, 9 pages.

Design U.S. Appl. No. 29/502,322, entitled "Display Unit", filed Sep. 15, 2014, 24 pages.

U.S. Appl. No. 29/493,082, filed Jun. 5 2014, 7 pages.

* cited by examiner

Primary Examiner — Kelley Donnelly

(74) *Attorney, Agent, or Firm* — Leanne Taveggia Farrell; Westman, Champlin & Koehler, P.A.

(57) **CLAIM**

The ornamental design for a display unit, as shown and described.

DESCRIPTION

FIG. 1 is a perspective view of a first embodiment of a display unit showing our new design;

FIG. 2 is a left side view thereof;

FIG. 3 is a right side view thereof;

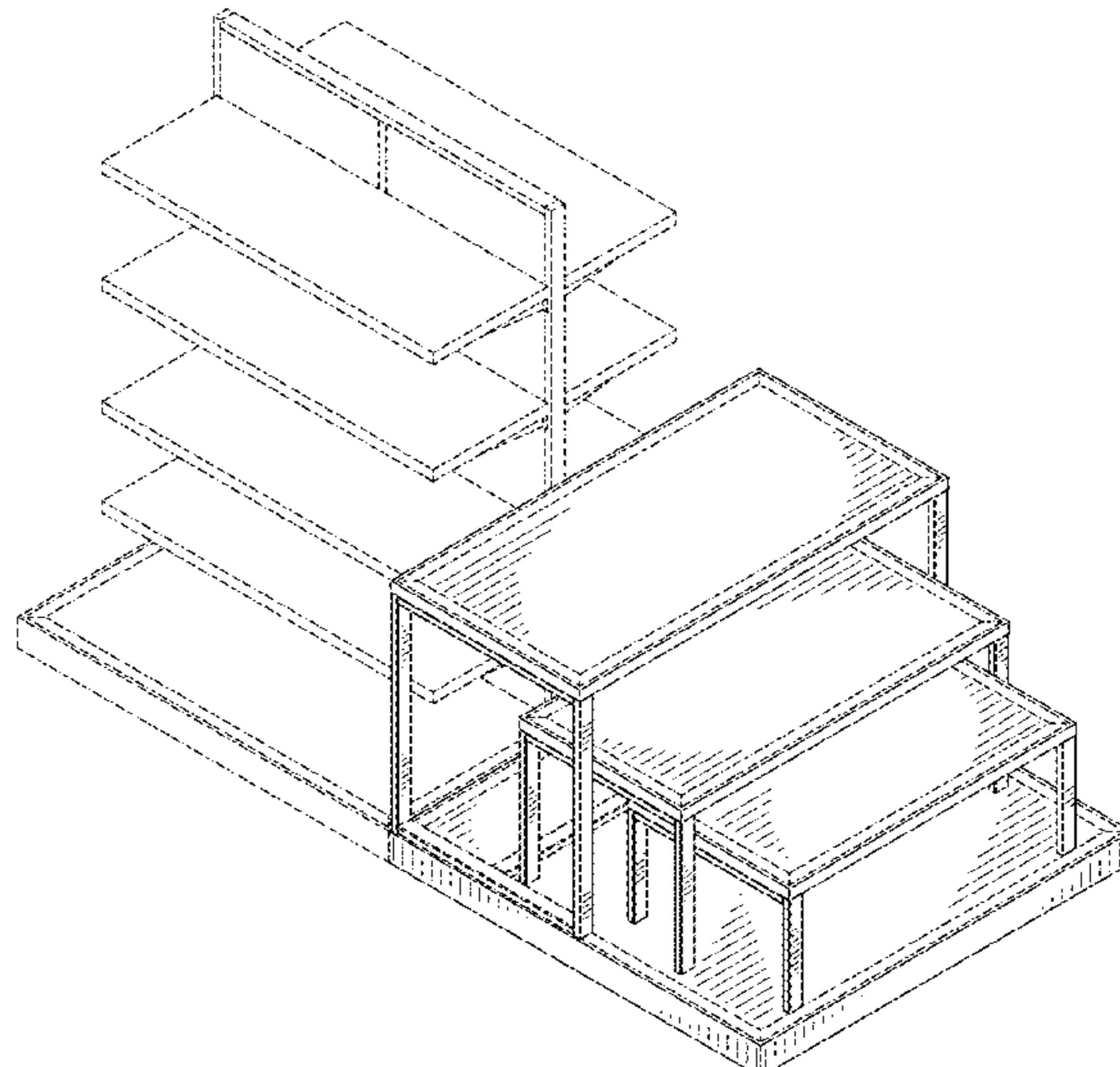
FIG. 4 is a front view thereof;

FIG. 5 is a back view thereof; and,

FIG. 6 is a top view thereof.

The broken lines illustrate portions of the display unit and form no part of the claimed design.

1 Claim, 4 Drawing Sheets



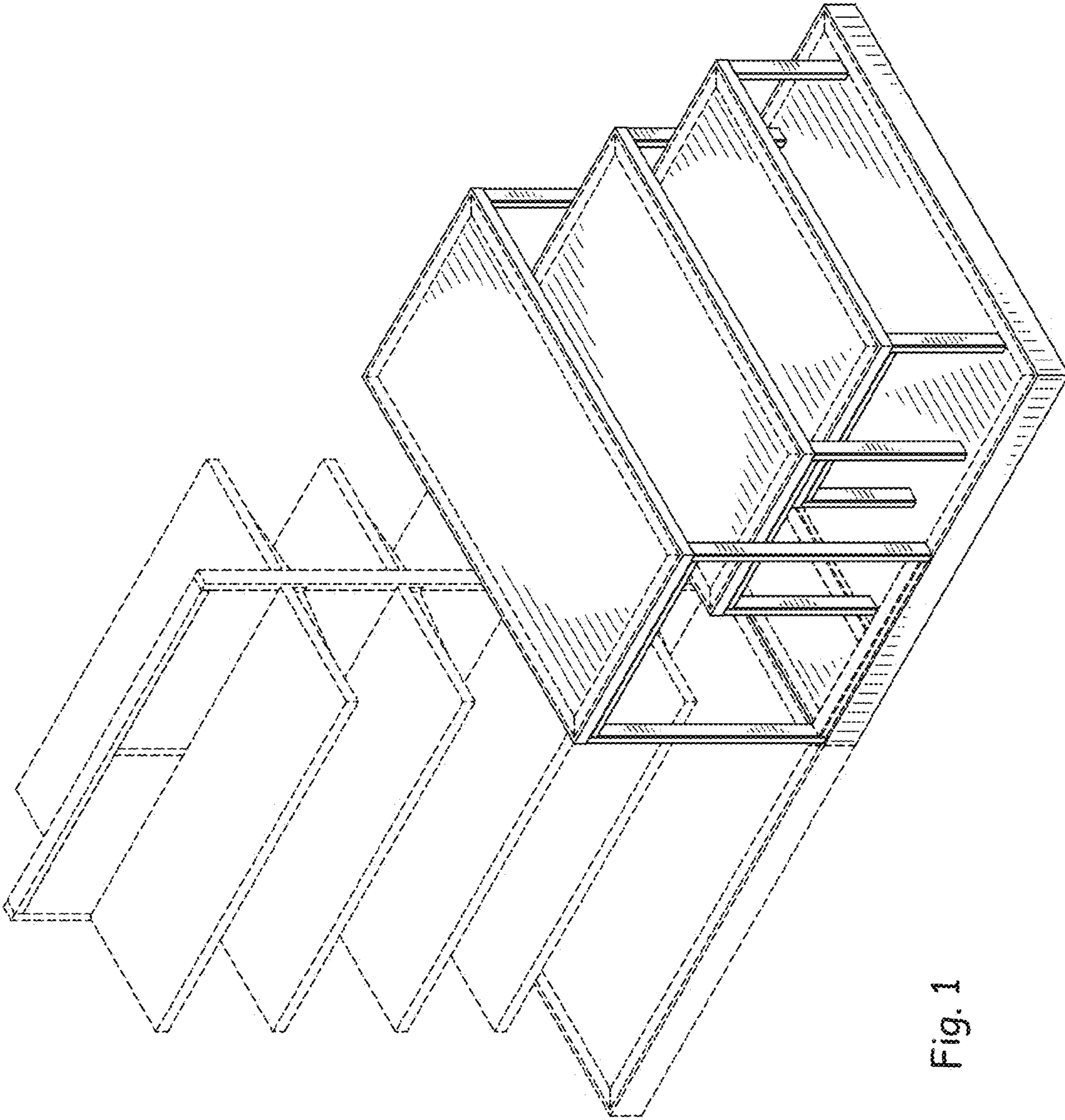


Fig. 1

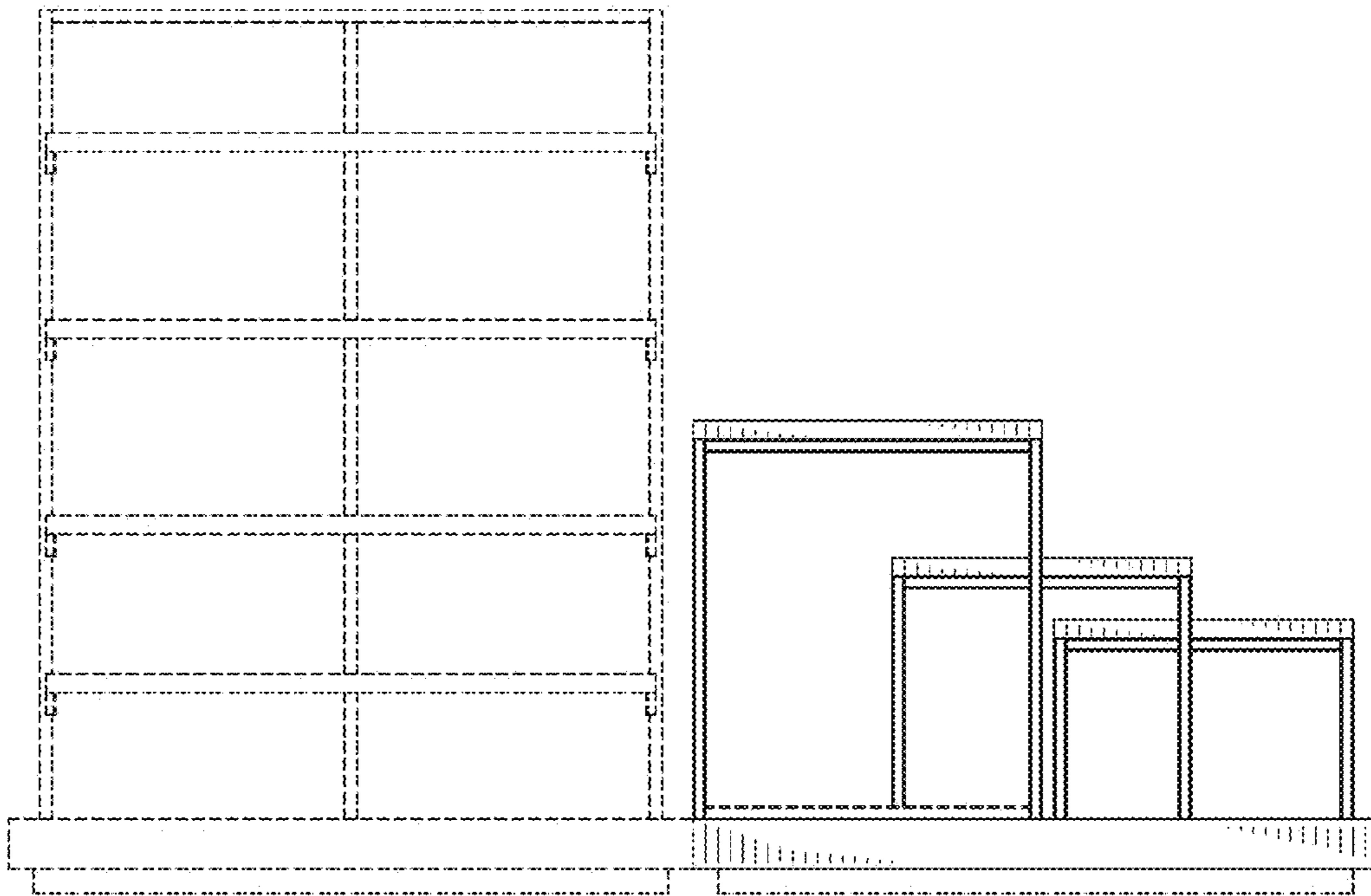


Fig. 2

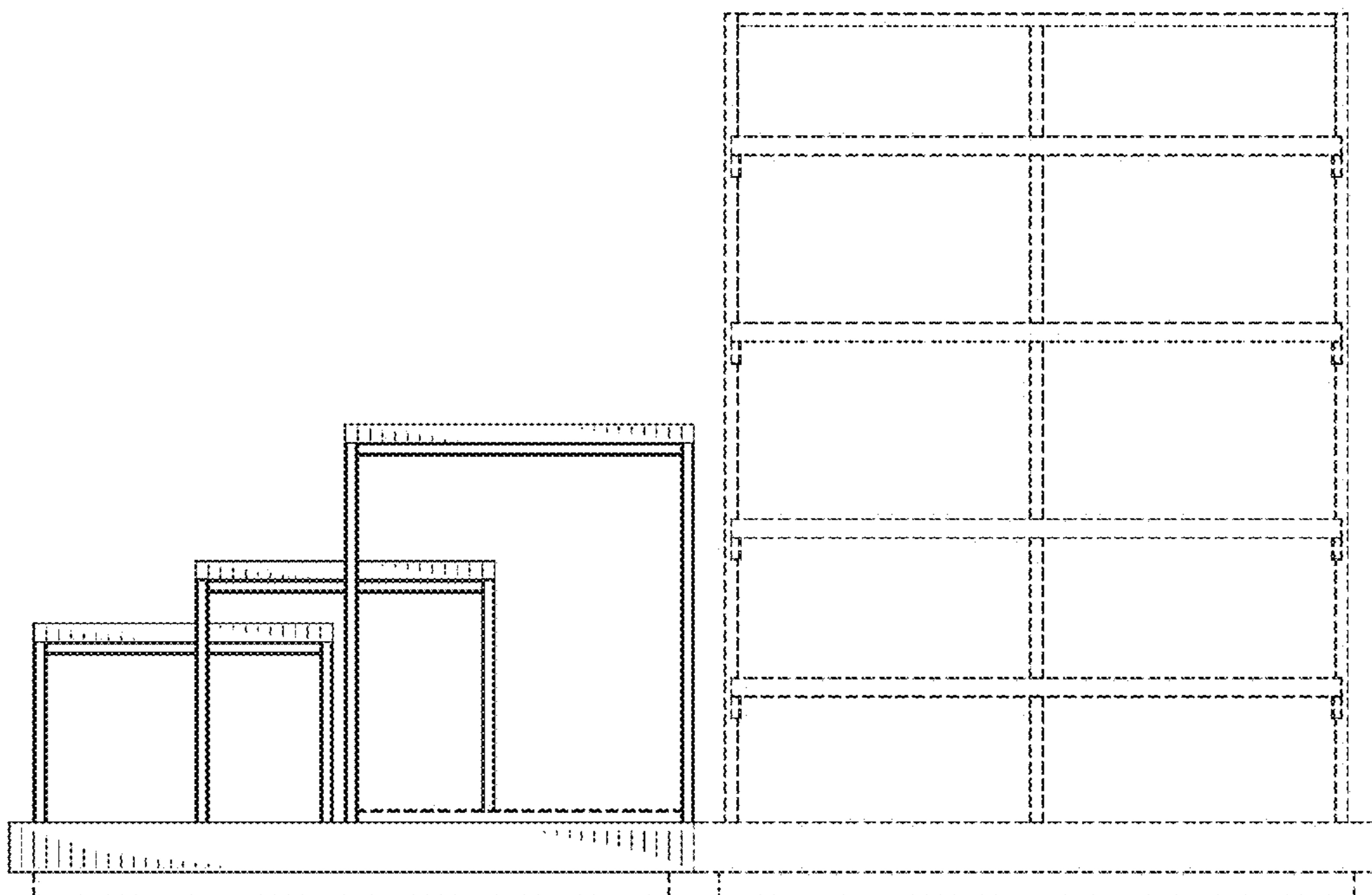


Fig. 3

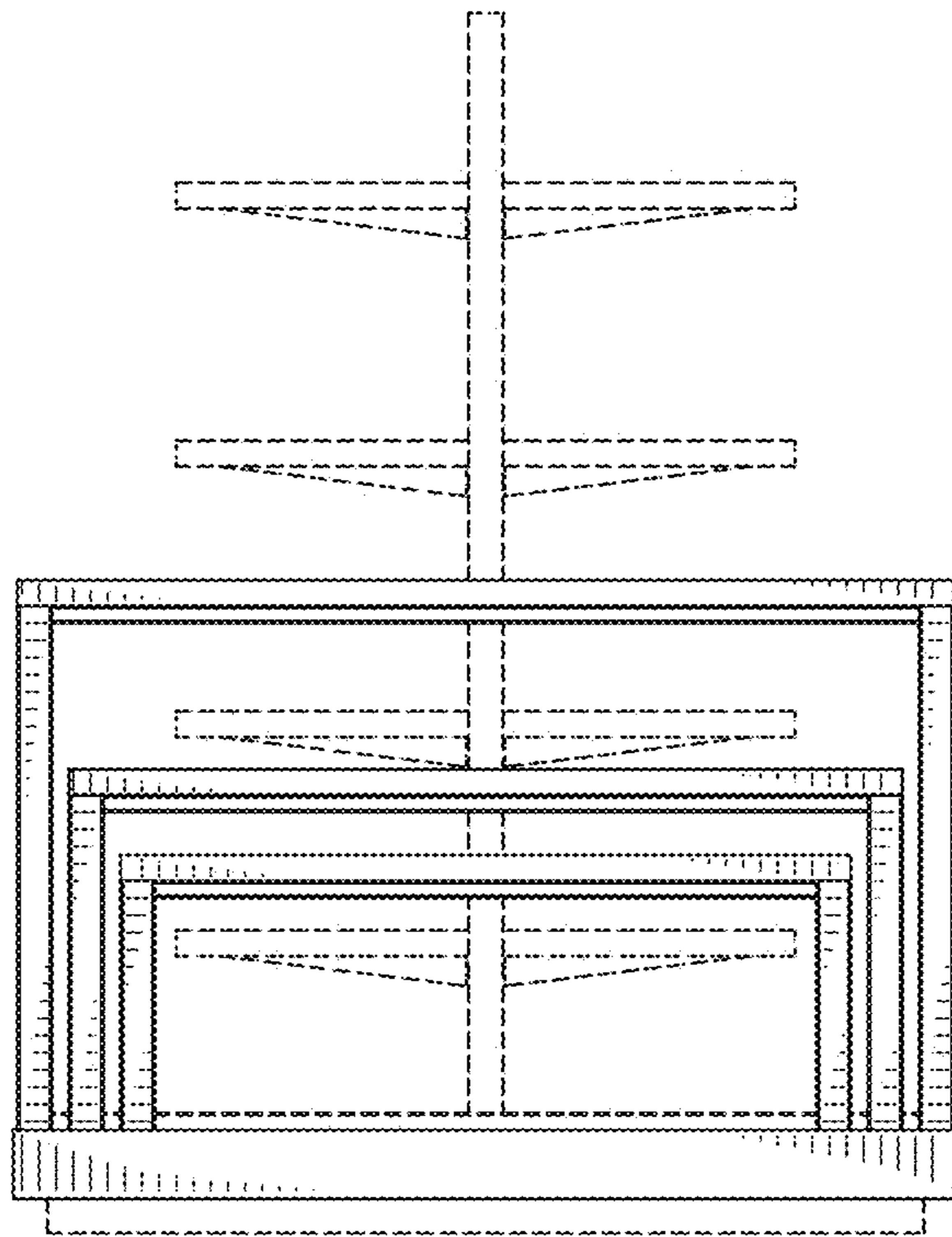


Fig. 4

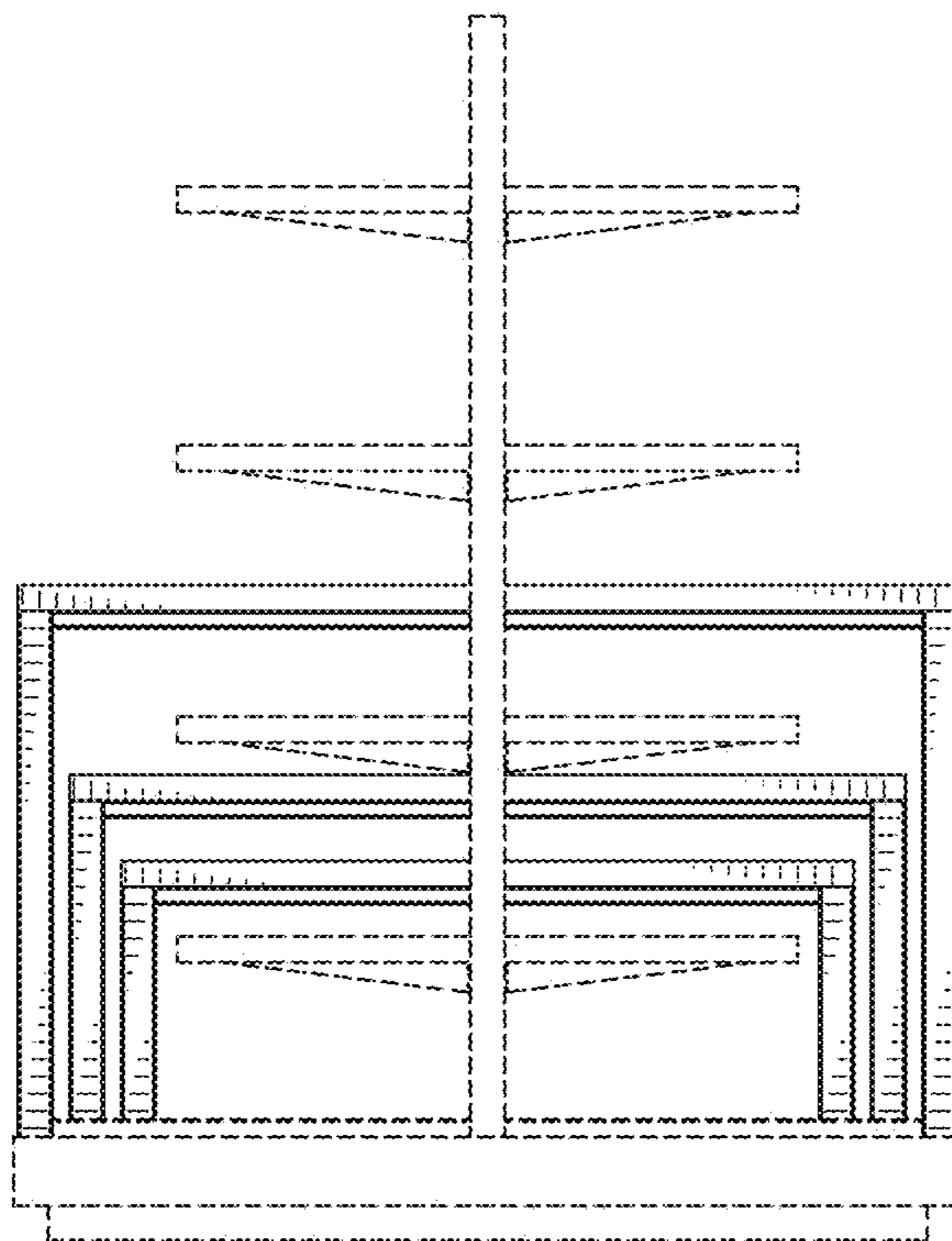


Fig. 5

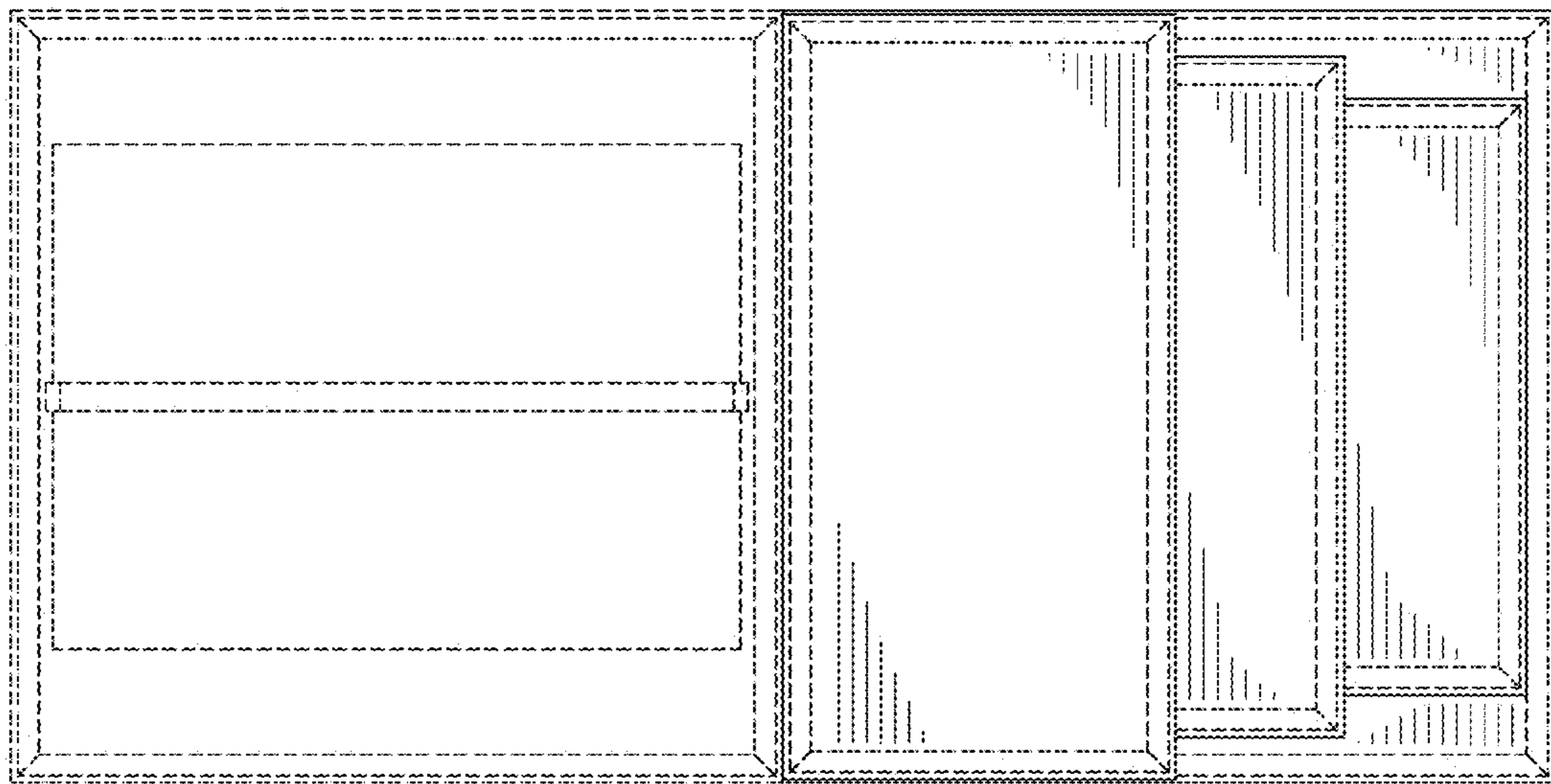


Fig. 6