



US00D75528S

(12) **United States Design Patent**  
**Provenzano**

(10) **Patent No.:** **US D755,528 S**

(45) **Date of Patent:** **\*\* May 10, 2016**

(54) **GRIP FOR HAIR STYLING DEVICE**

(71) Applicant: **Leigh-Anna Provenzano**, Austin, TX  
(US)

(72) Inventor: **Leigh-Anna Provenzano**, Austin, TX  
(US)

(73) Assignee: **Leigh-Anna Provenzano**, Austin, TX  
(US)

(\*\*) Term: **14 Years**

(21) Appl. No.: **29/448,059**

(22) Filed: **Mar. 8, 2013**

(51) **LOC (10) Cl.** ..... **04-02**

(52) **U.S. Cl.**  
USPC ..... **D4/138**

(58) **Field of Classification Search**  
USPC ..... D4/113, 132–135, 138, 199; D8/80,  
D8/107, 303; 15/143.1, 145, 191.1–193,  
15/248.1; 16/430; 473/298, 299  
CPC ..... A46B 3/02; A46B 3/12; A46B 5/02;  
A46B 5/021; A46B 5/023; A46B 5/025;  
A46B 17/02; A46B 17/08; A46B 2200/20;  
A46B 2200/202; A46B 2200/205; A46B  
2200/207; A45D 19/02; B25G 1/10; B25G  
1/102; Y10S 16/12; Y10S 16/19; Y10T  
16/44; Y10T 16/466; Y10T 16/476  
See application file for complete search history.

(56) **References Cited**

**U.S. PATENT DOCUMENTS**

D20,006	S	*	7/1890	Lessard	.....	D4/135
D41,266	S	*	3/1911	Webster	.....	D4/135
1,396,967	A	*	11/1921	McDaniel	.....	15/248.1
2,394,640	A	*	2/1946	Singer	.....	15/248.1

5,730,231	A	*	3/1998	Racodon	.....	173/162.2
6,237,192	B1	*	5/2001	Garrison et al.	.....	16/422
6,390,818	B2	*	5/2002	Ferranti	.....	433/141
6,471,268	B1	*	10/2002	Stenstrom et al.	.....	294/15
7,992,258	B1	*	8/2011	Stitser	.....	16/430
D685,191	S	*	7/2013	Martin et al.	.....	D4/138
2006/0096608	A1	*	5/2006	Fridolph	.....	132/150
2012/0324666	A1	*	12/2012	Provenzano	.....	15/160

\* cited by examiner

*Primary Examiner* — Melanie H Tung

*Assistant Examiner* — Lavone D Tabor

(74) *Attorney, Agent, or Firm* — William N. Hulsey III;  
Jeffrey D. Hunt; Hulsey Hunt & Parks, P.C.

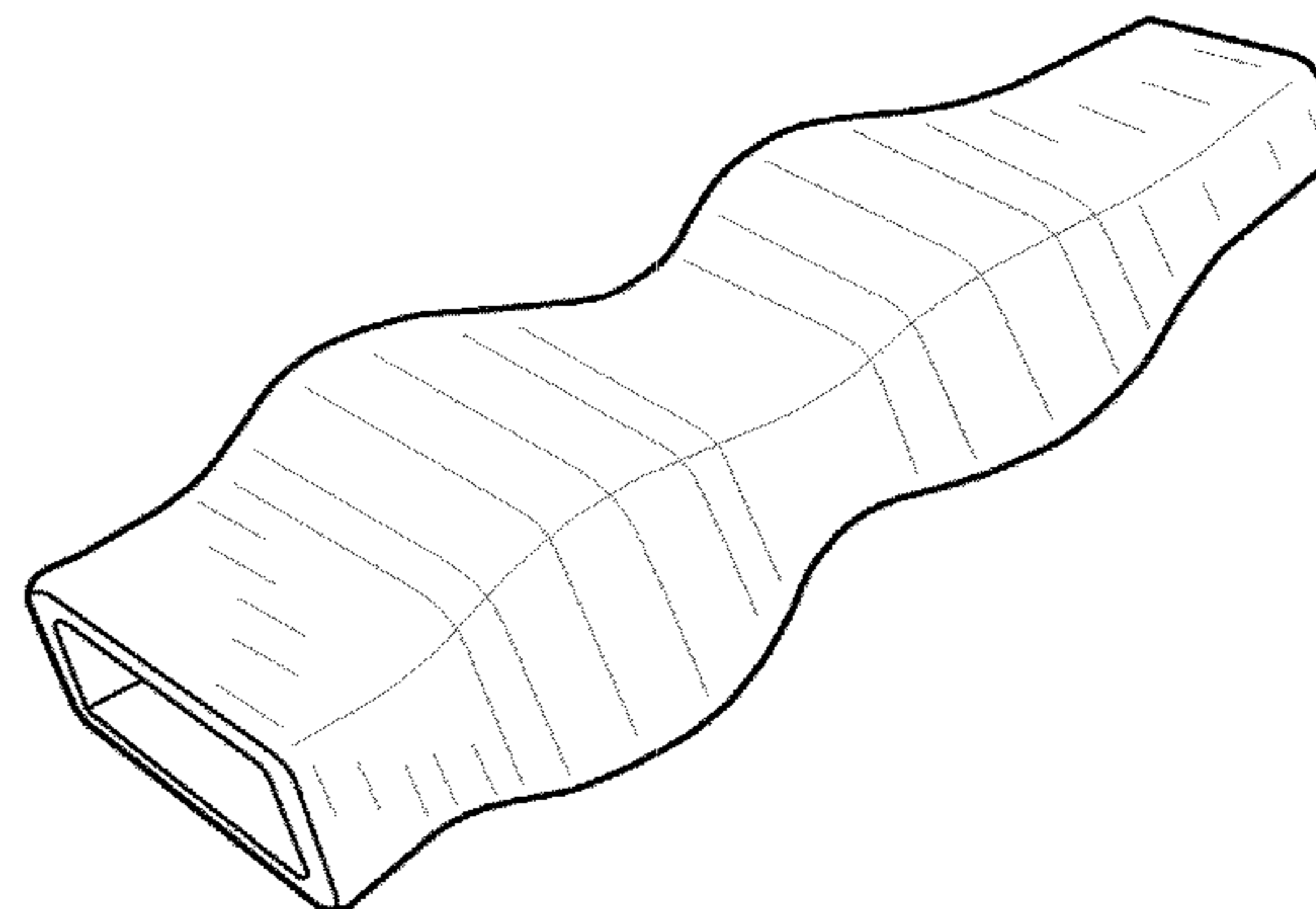
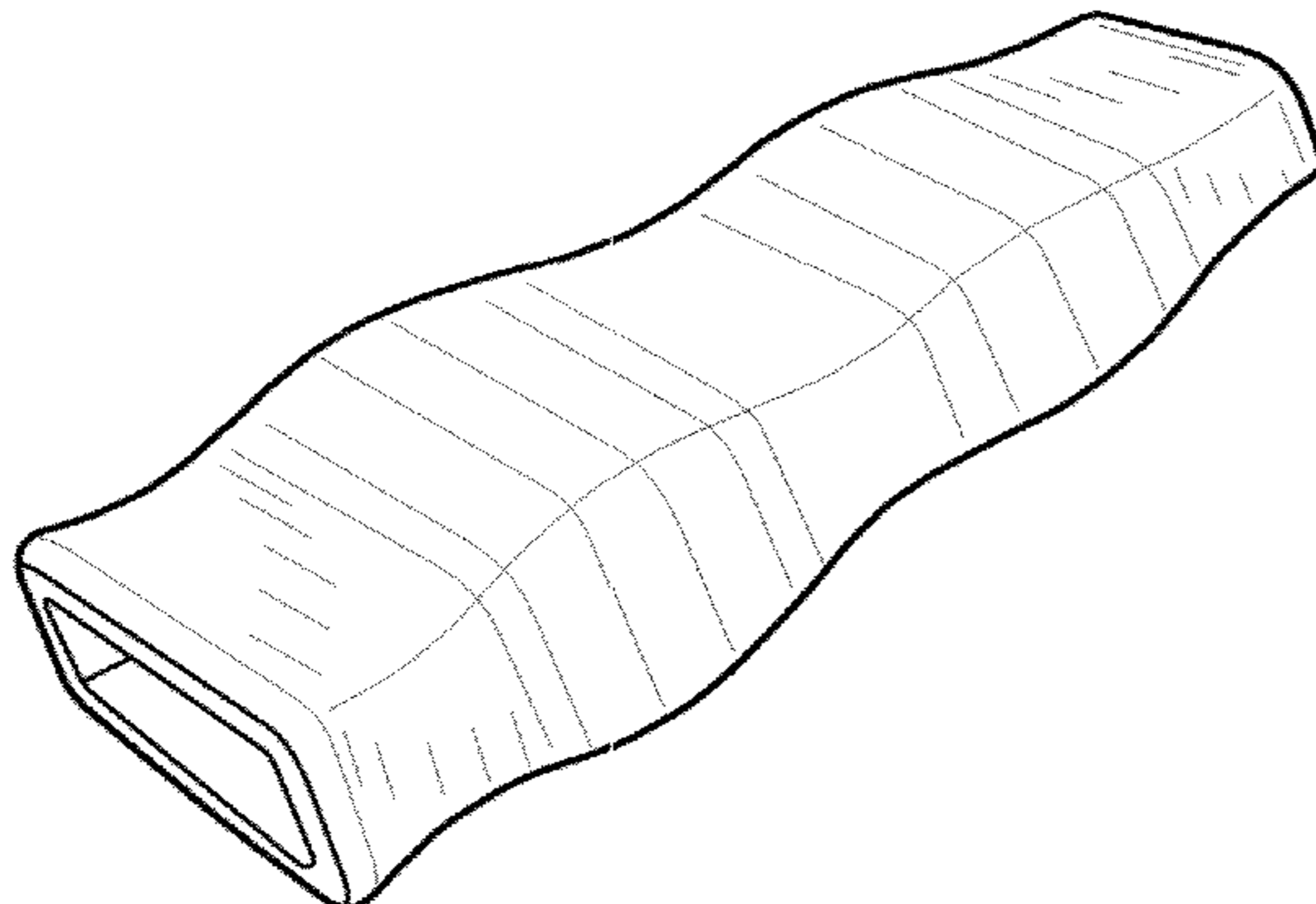
(57) **CLAIM**

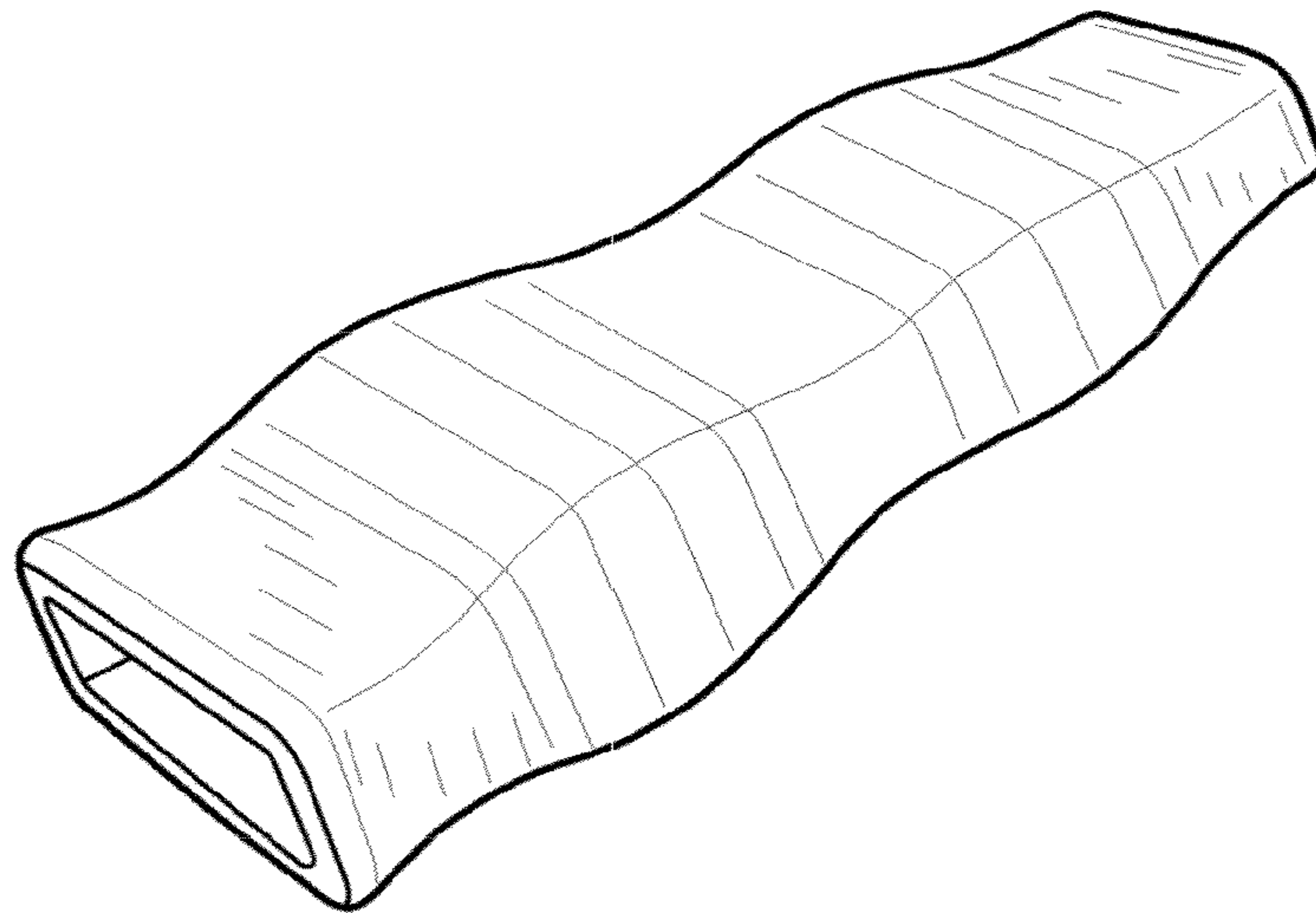
The ornamental design for a grip for hair styling device, as shown and described.

**DESCRIPTION**

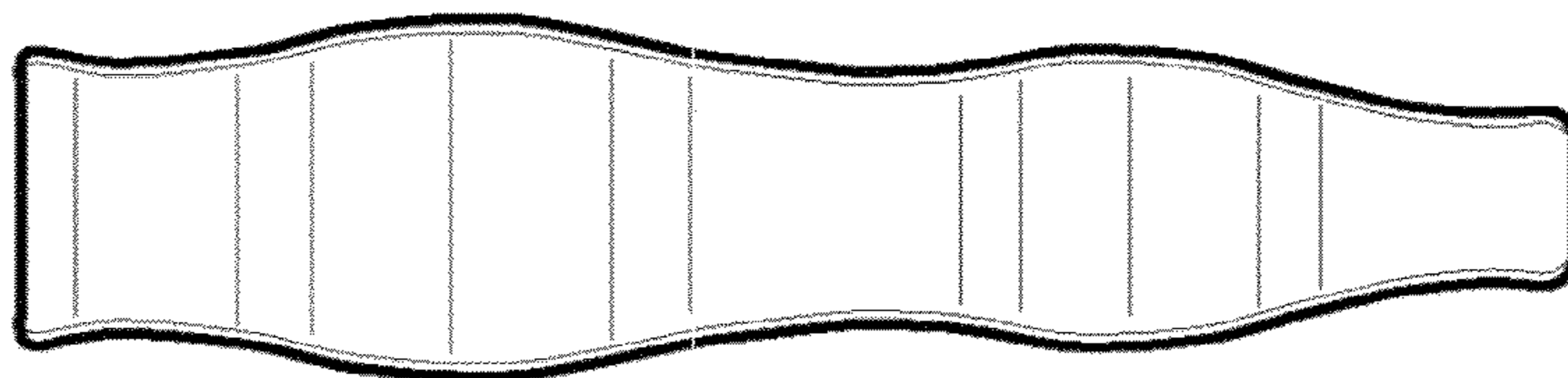
FIG. 1 is a front perspective view of a grip for hair styling device showing a first embodiment of my design.  
FIG. 2 is a front elevation of the first embodiment.  
FIG. 3 is a right side view of the first embodiment.  
FIG. 4 is a top view of the first embodiment.  
FIG. 5 is a left side view of the first embodiment.  
FIG. 6 is a reduced top view of the first embodiment shown attached to a hair styling device.  
FIG. 7 is a front perspective view of a grip for hair styling device showing a second embodiment of my design.  
FIG. 8 is a front elevation of the second embodiment.  
FIG. 9 is a right side view of the second embodiment.  
FIG. 10 is a top view of the second embodiment; and,  
FIG. 11 is a left side view of the second embodiment.  
The broken line showing of a hair styling device in FIG. 6 illustrates environmental structure that forms no part of the claimed design.

**1 Claim, 3 Drawing Sheets**

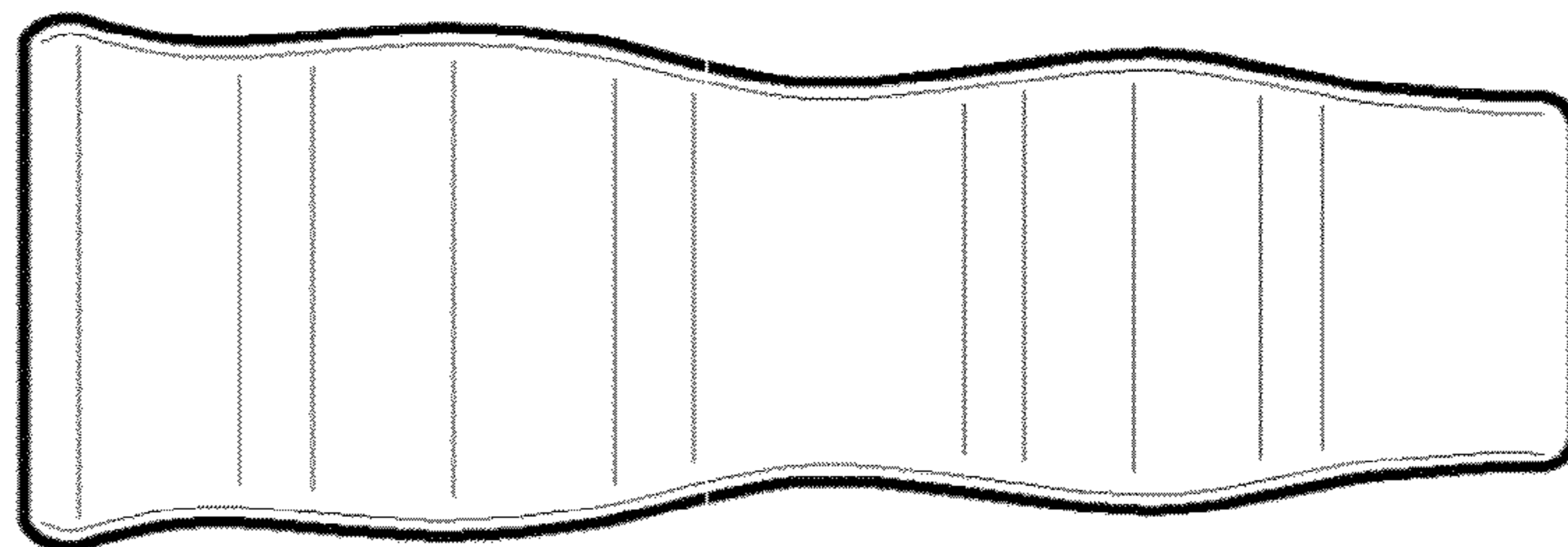




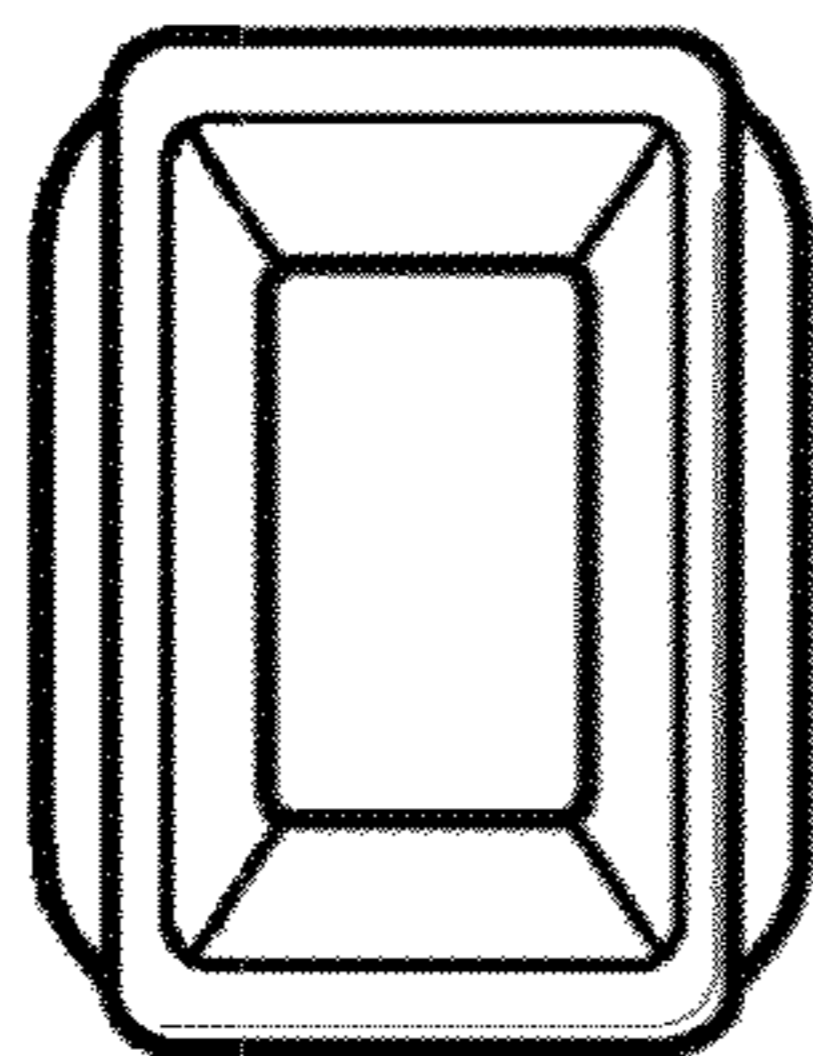
**FIG. 1**




**FIG. 2**



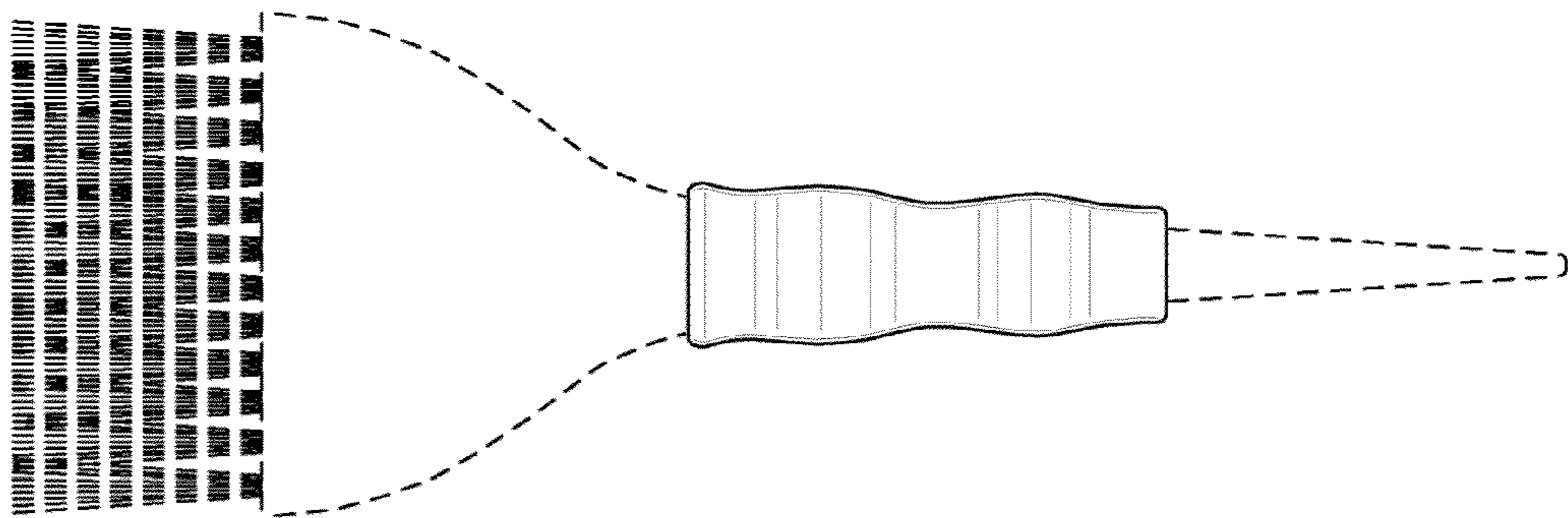
**FIG. 4**



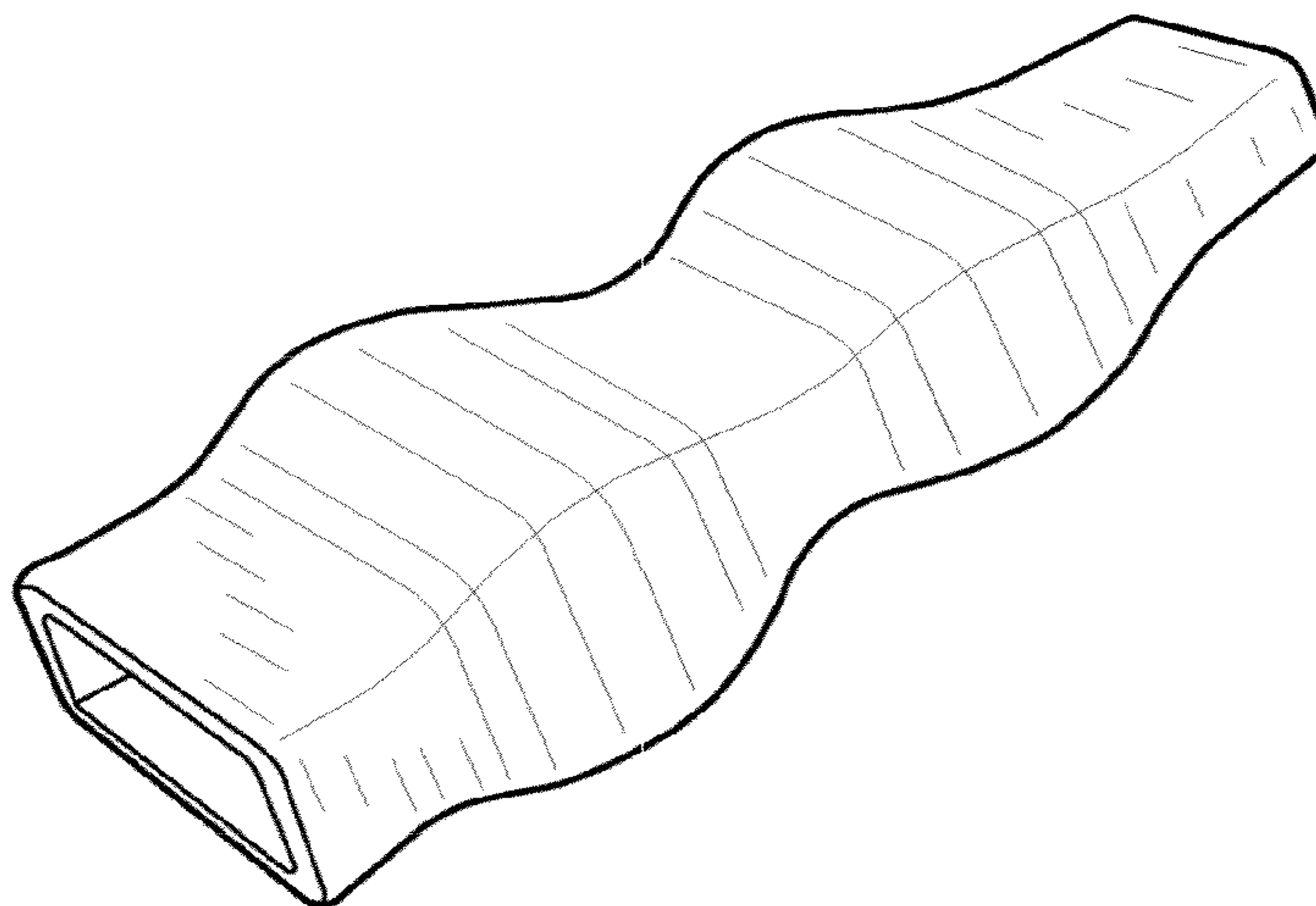
**FIG. 3**



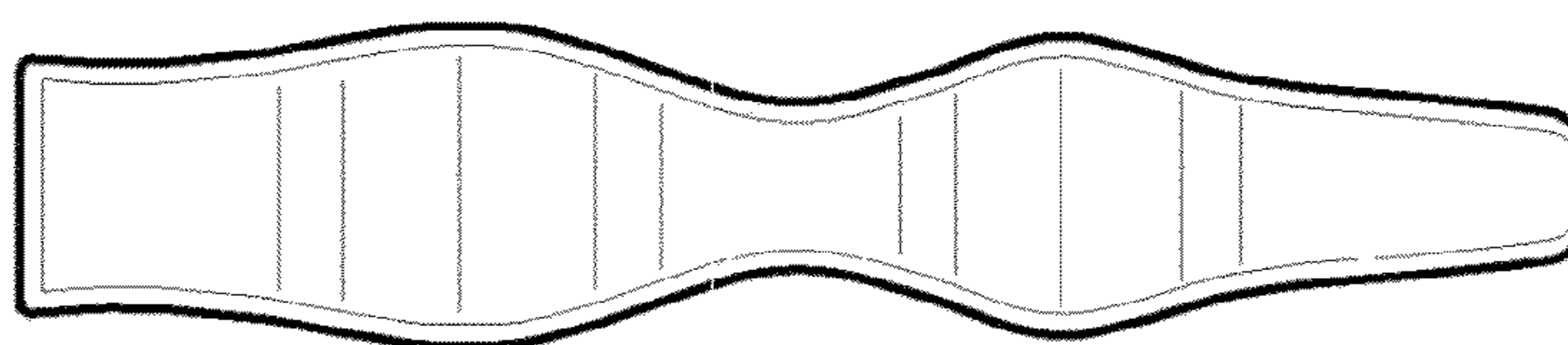
**FIG. 5**



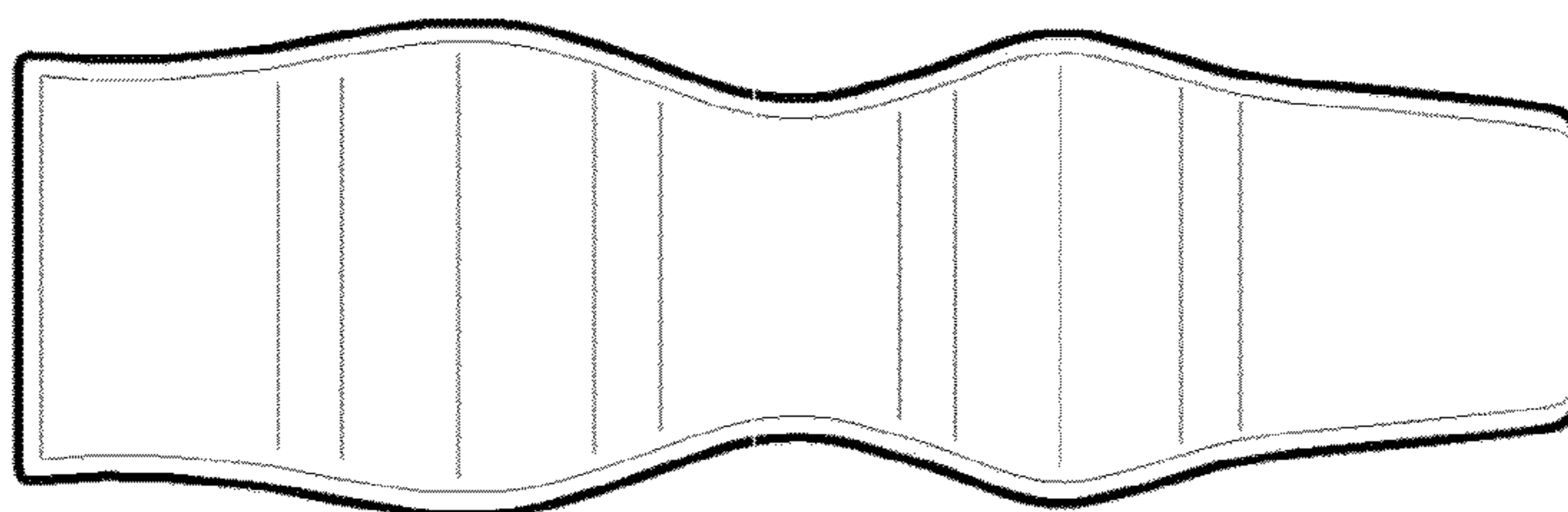
**FIG. 6**



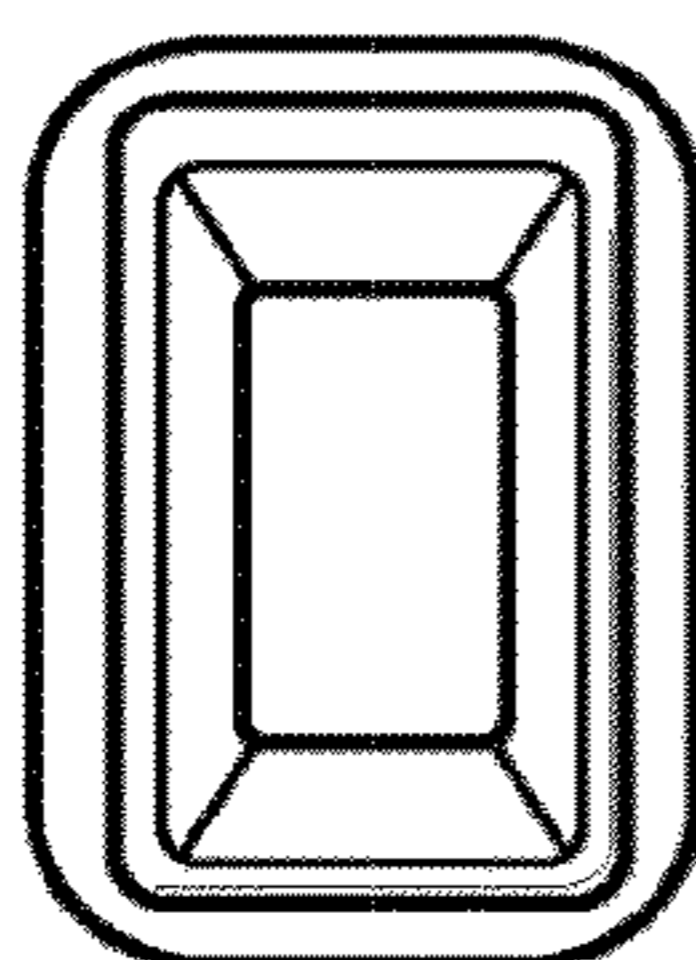
**FIG. 7**




**FIG. 8**



**FIG. 10**



**FIG. 9**



**FIG. 11**