



US00D755493S

(12) **United States Design Patent**  
**Gobbi**

(10) **Patent No.:** **US D755,493 S**

(45) **Date of Patent:** **\*\* \*May 10, 2016**

- (54) **MOUNTAIN SPORT EQUIPMENT**
- (75) Inventor: **Gioachino Gobbi**, Courmayeur (IT)
- (73) Assignee: **GRIVEL S.R.L.**, Courmayeur (IT)
- (\*) Notice: This patent is subject to a terminal disclaimer.
- (\*\*) Term: **14 Years**
- (21) Appl. No.: **29/384,230**
- (22) Filed: **Jan. 28, 2011**

(30) **Foreign Application Priority Data**

Jul. 28, 2010 (EM) ..... 1227144

- (51) **LOC (10) Cl.** ..... **02-99**
- (52) **U.S. Cl.**  
USPC ..... **D2/962**; D21/698
- (58) **Field of Classification Search**  
USPC ..... D2/946, 962, 963; 36/59 R, 62-66, 7.6, 36/7.7; D21/698  
CPC ..... A43C 15/00; A43C 15/10; A43C 15/06  
See application file for complete search history.

(56) **References Cited**

**U.S. PATENT DOCUMENTS**

- 1,408,730 A \* 3/1922 Grein ..... A43C 15/10  
36/7.6
- 1,437,258 A \* 11/1922 Miller ..... A43C 15/10  
36/62
- 1,607,450 A \* 11/1926 Eubank ..... A43C 15/10  
36/62
- 2,532,485 A \* 12/1950 Dowling ..... A43C 15/10  
36/132
- 2,538,182 A \* 1/1951 Young ..... A43C 15/10  
36/7.6

- D262,157 S \* 12/1981 Kinchen ..... D2/962
- 4,525,939 A \* 7/1985 McNeil ..... A43C 15/06  
36/114
- D299,285 S \* 1/1989 Watson ..... D2/962
- D313,111 S \* 12/1990 McKinstry ..... D2/962
- D376,255 S \* 12/1996 Ehmann ..... D2/962
- 5,909,945 A \* 6/1999 Noy ..... A43C 15/00  
36/7.6
- 6,964,118 B2 \* 11/2005 Parisotto ..... A43C 15/061  
36/62
- 6,966,127 B2 \* 11/2005 Petzl ..... A43C 15/068  
36/7.6
- 7,428,788 B2 \* 9/2008 Choi ..... A43C 15/063  
36/59 R
- D655,903 S \* 3/2012 Kang ..... D2/946
- D694,503 S \* 12/2013 Lee ..... D2/946
- 2003/0106243 A1 \* 6/2003 Tucker ..... A43B 13/26  
36/62

\* cited by examiner

*Primary Examiner* — Dominic Simone

(74) *Attorney, Agent, or Firm* — Ladas & Parry LLP

(57) **CLAIM**

I claim the ornamental design for a mountain sport equipment, as shown and described.

**DESCRIPTION**

FIG. 1 is a perspective view of a first embodiment of a mountain sport equipment showing my new design; the broken lines are for illustration purposes only and form no part of the claimed design;


FIG. 2 is a top plan view thereof;

FIG. 3 is a bottom plan view thereof; and,

FIG. 4 is a side elevational view thereof.

The broken lines are for illustration purposes only and form no part of the claimed design.

**1 Claim, 4 Drawing Sheets**



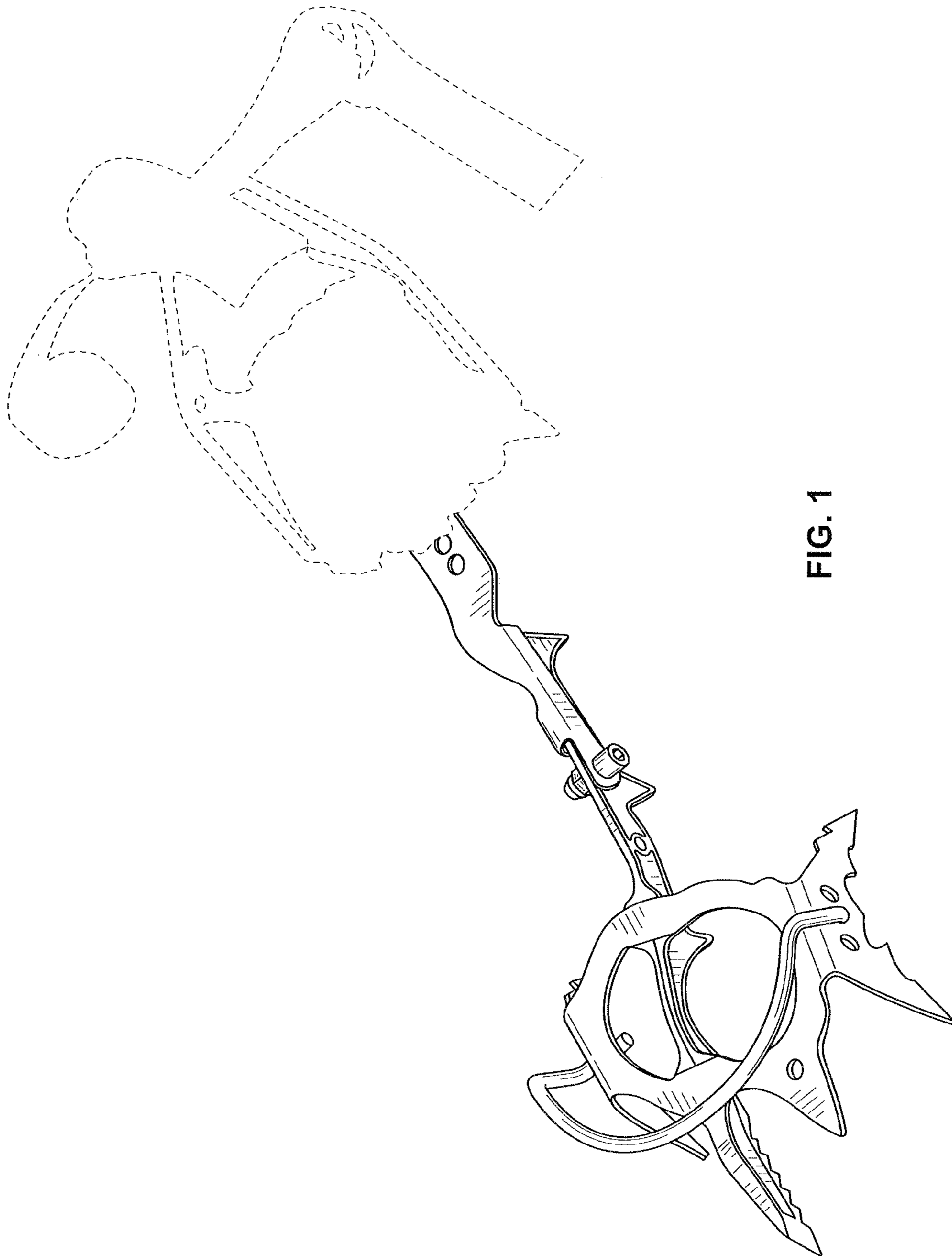


FIG. 1

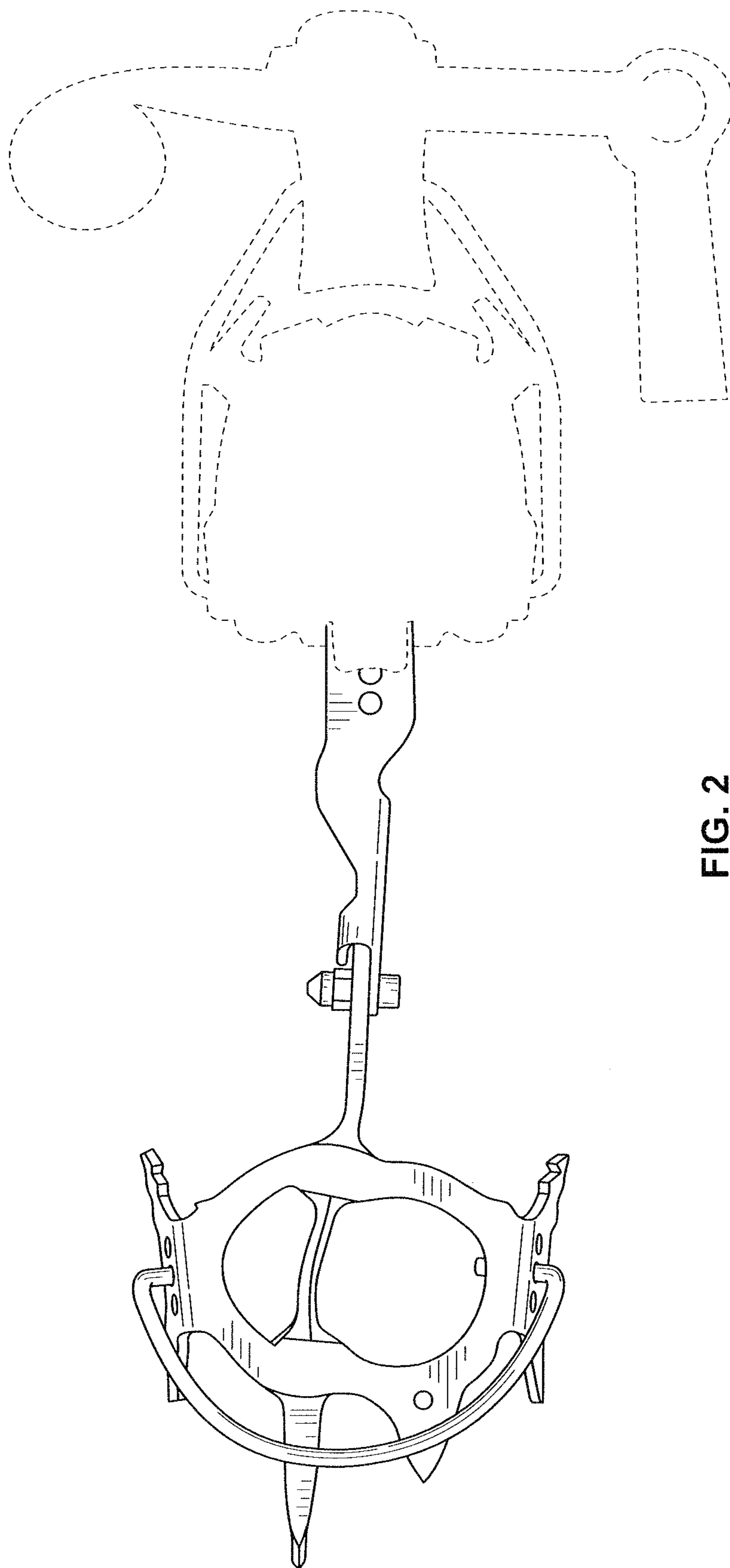


FIG. 2

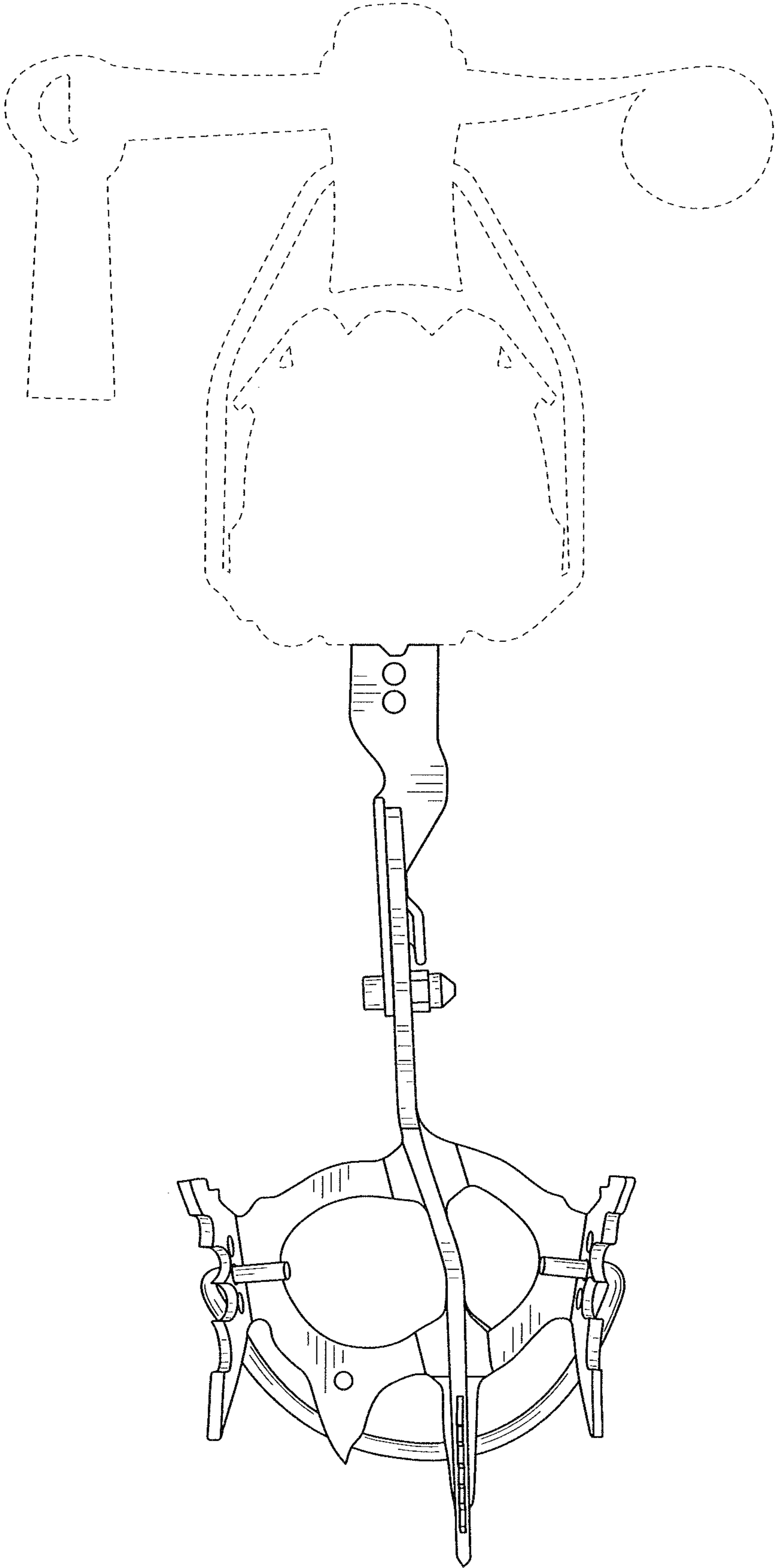


FIG. 3

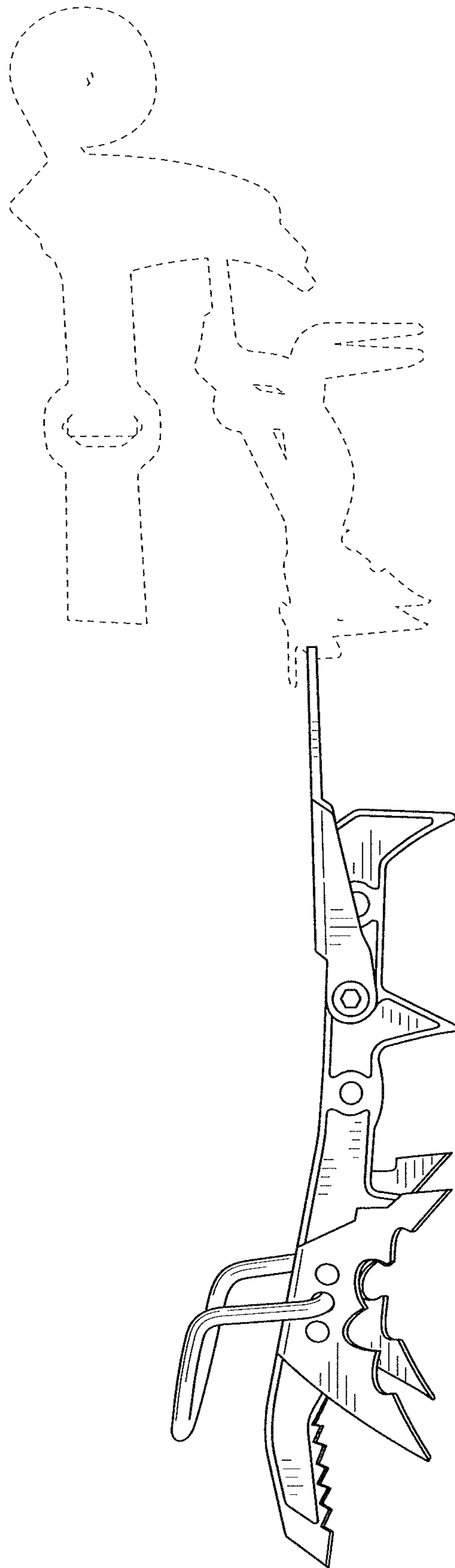


FIG. 4