



US00D755464S

(12) **United States Design Patent**
Fujio et al.

(10) **Patent No.:** **US D755,464 S**
(45) **Date of Patent:** **** May 3, 2016**

(54) **TRAY FOR BAGGAGE CONVEYOR**
(71) Applicants: **Yoshihiko Fujio**, Shiga (JP); **Takuya Isomura**, Shiga (JP)
(72) Inventors: **Yoshihiko Fujio**, Shiga (JP); **Takuya Isomura**, Shiga (JP)
(73) Assignee: **DAIFUKU CO., LTD.** (JP)
(**) Term: **14 Years**
(21) Appl. No.: **29/490,778**
(22) Filed: **May 13, 2014**

(30) **Foreign Application Priority Data**
Nov. 14, 2013 (JP) 2013-026676
(51) **LOC (10) Cl.** **15-05**
(52) **U.S. Cl.**
USPC **D34/29**
(58) **Field of Classification Search**
USPC D34/29, 35; 198/866, 418, 618, 499,
198/428, 500; 414/397
CPC B65G 43/08; B65G 35/00; B65G 35/04;
B65G 35/06; F16L 3/26
See application file for complete search history.

(56) **References Cited**
U.S. PATENT DOCUMENTS
499,472 A * 6/1893 Robins, Jr. B65G 15/34
198/818
3,515,443 A * 6/1970 Hallaman B62D 55/24
198/834
D227,156 S * 6/1973 Callies D34/29
4,770,290 A * 9/1988 Eroskey B29C 39/14
198/847

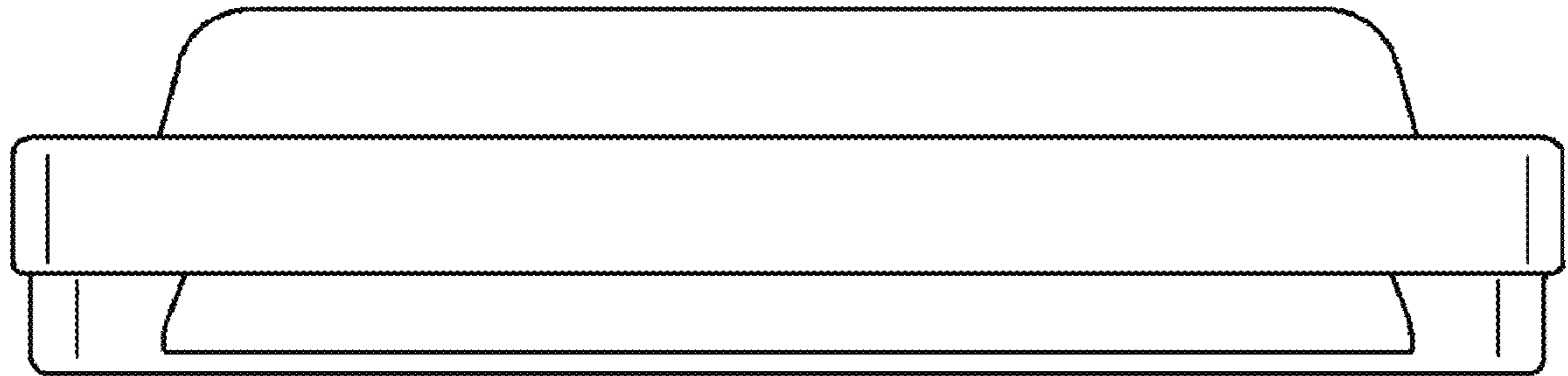
4,984,675 A * 1/1991 Yamabe B65G 17/005
198/440
4,988,253 A * 1/1991 McFall B65G 67/08
198/831
4,989,721 A * 2/1991 Ach B65G 35/06
198/465.1
5,131,531 A * 7/1992 Chambers B65G 21/06
198/841
7,182,202 B2 * 2/2007 Kalverkamp B65G 17/02
198/698
D543,002 S * 5/2007 Streszoff D34/29
D591,475 S * 4/2009 Campbell D34/29
D665,144 S * 8/2012 Pedersen D34/29
2002/0036129 A1 * 3/2002 Breed A63D 5/08
198/847
2015/0284191 A1 * 10/2015 Andros B65G 35/04
414/800

* cited by examiner
Primary Examiner — Cynthia Ramirez
(74) *Attorney, Agent, or Firm* — St. Onge Steward
Johnston & Reens LLC

(57) **CLAIM**
The ornamental design for a tray for baggage conveyor, as shown and described.

DESCRIPTION
FIG. 1 is a front elevation view of a tray for baggage conveyor in accordance with the new design, the rear elevation view being identical;
FIG. 2 is a top plan view thereof;
FIG. 3 is a bottom view thereof;
FIG. 4 is a right side elevation view thereof, the left side elevation view being identical;
FIG. 5 is a sectional view, taken along line A-A of FIG. 2; and,
FIG. 6 is a sectional view, taken along line B-B of FIG. 2.

1 Claim, 6 Drawing Sheets






FIG. 1




FIG. 2




FIG. 3

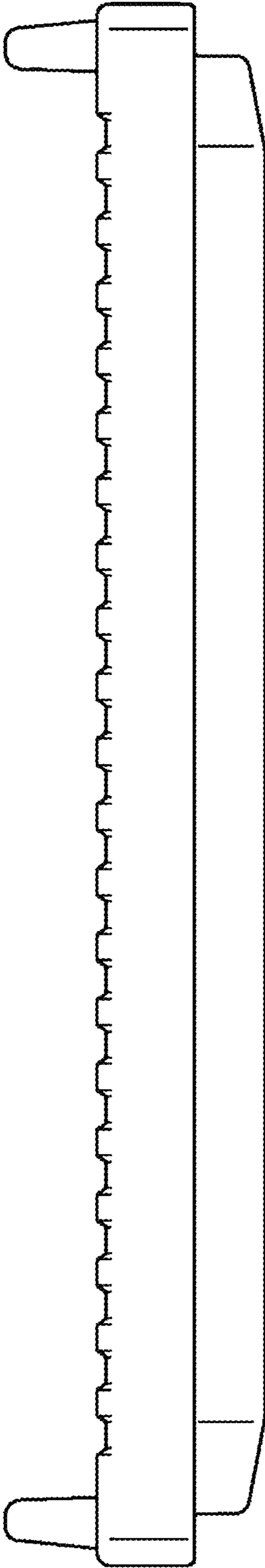


FIG. 4

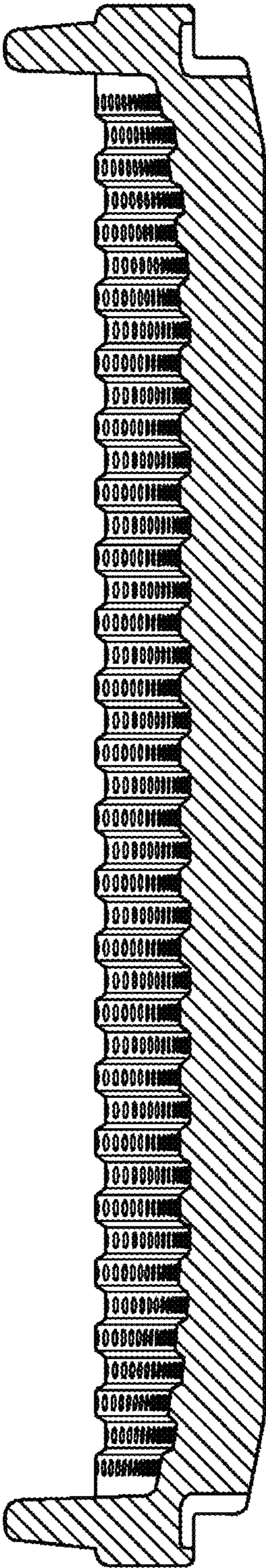


FIG. 5

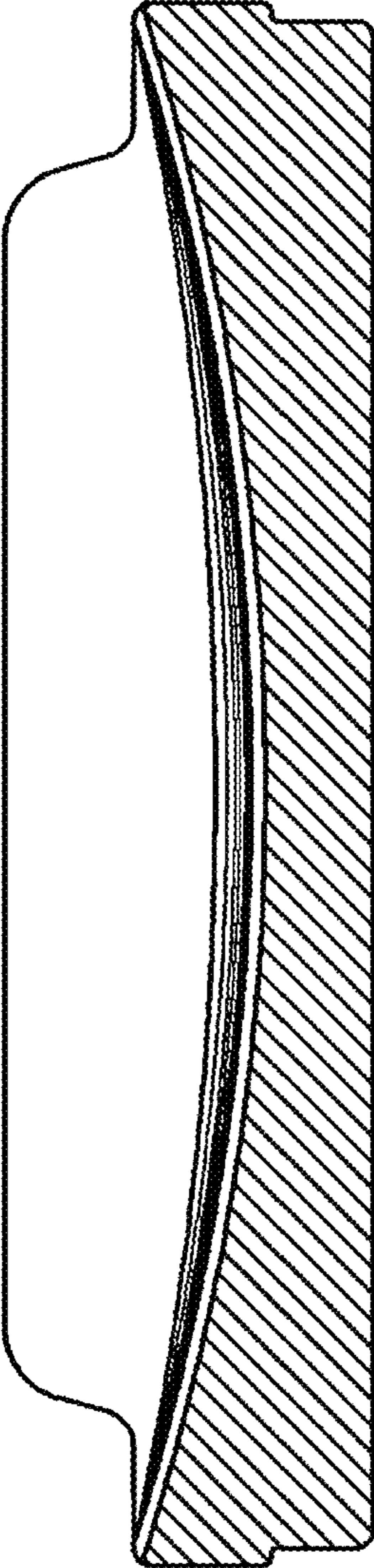


FIG. 6