

US00D755461S

(12) **United States Design Patent**
Wall

(10) **Patent No.:** **US D755,461 S**
(45) **Date of Patent:** **** May 3, 2016**

(54) **RECTANGULAR BIN**
(71) Applicant: **Test Rite Products Corp.**, Ontario, CA
(US)
(72) Inventor: **Joseph Wall**, Thatcher, AZ (US)
(73) Assignee: **Test Rite Products Corp.**, Ontario, CA
(US)

D517,767 S * 3/2006 Yang D34/9
7,086,550 B2 8/2006 Yang
D544,671 S * 6/2007 Saunders D34/9
D552,321 S * 10/2007 Yang D34/9
D561,969 S * 2/2008 Lin D34/9
D561,971 S * 2/2008 Lin D34/9
8,074,833 B2 12/2011 Yang
D675,802 S * 2/2013 Yang D34/7
D709,662 S * 7/2014 Yang D34/9
2008/0006638 A1 1/2008 Yang

(**) Term: **14 Years**

* cited by examiner

(21) Appl. No.: **29/511,801**

Primary Examiner — Cynthia Ramirez
(74) *Attorney, Agent, or Firm* — Treasure IP Group, LLC

(22) Filed: **Dec. 15, 2014**

(51) **LOC (10) Cl.** **09-09**

(52) **U.S. Cl.**
USPC **D34/9**

(58) **Field of Classification Search**
USPC D34/1-11; 220/908, 908.1, 911, 913,
220/675, 262, 263, 264
CPC B65F 1/06; B65F 1/1615; B65F 1/1607;
B65F 1/062; B65F 1/163
See application file for complete search history.

(57) **CLAIM**
The ornamental design for a rectangular bin, as shown and described.

(56) **References Cited**


DESCRIPTION

U.S. PATENT DOCUMENTS

FIG. 1 is a front view of a rectangular bin shown in accordance with my new design;
FIG. 2 a back view of thereof;
FIG. 3 is a right side view of thereof;
FIG. 4 is a left side view of thereof; and,
FIG. 5 is a top view of thereof.

5,163,574 A 11/1992 Sosan
D489,153 S * 4/2004 Lin D34/9

1 Claim, 5 Drawing Sheets






Figure 1




Figure 2

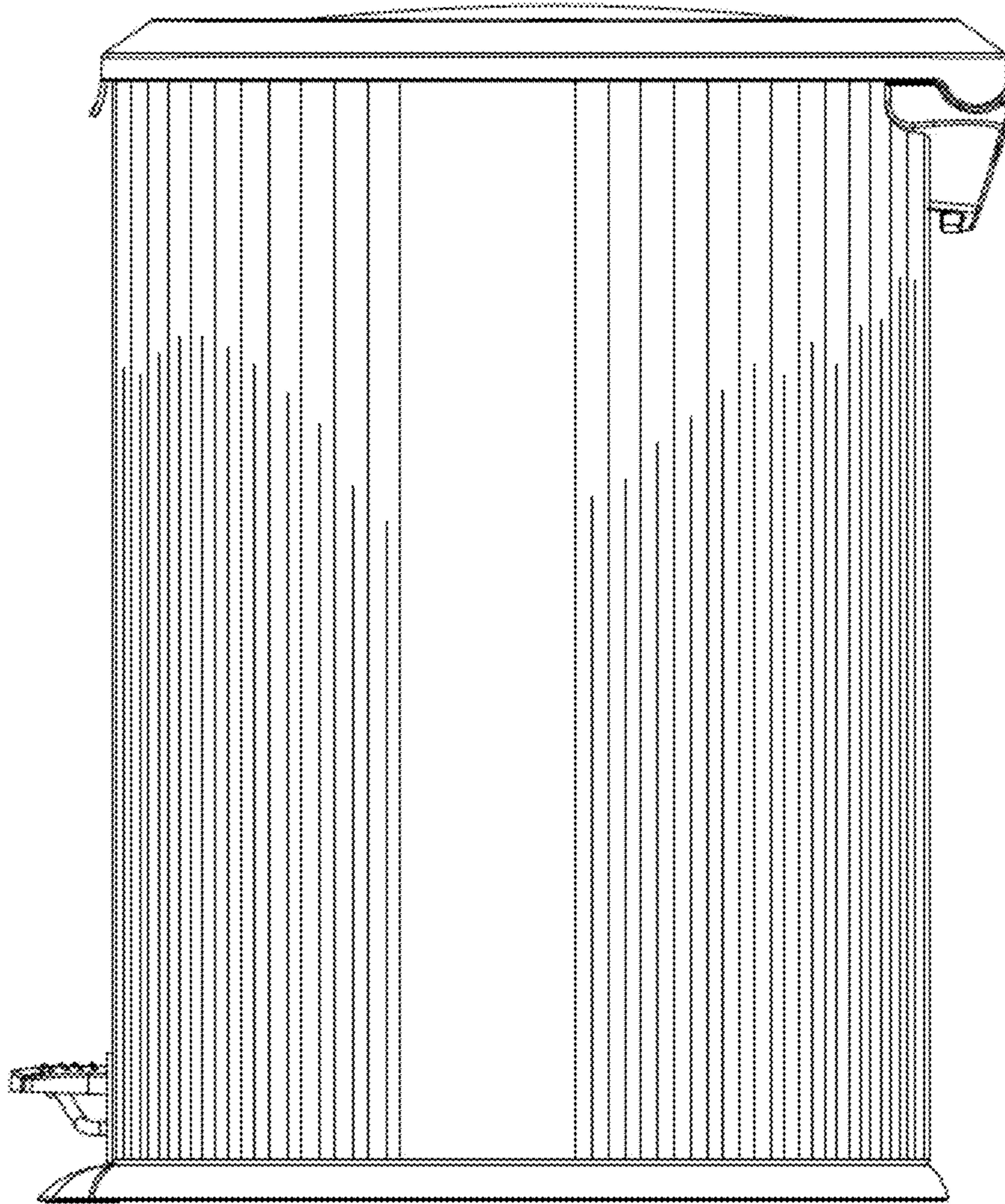


Figure 3

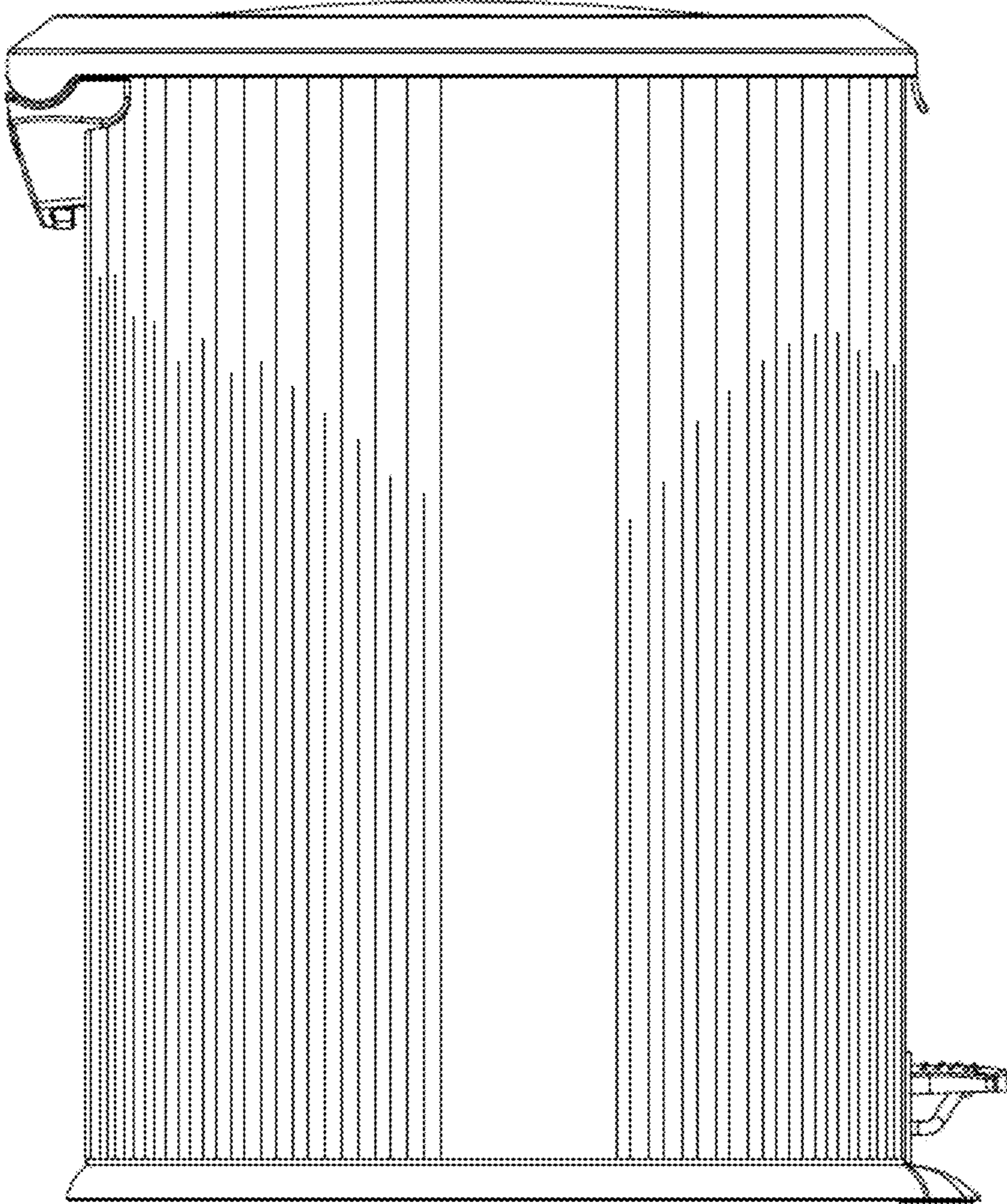


Figure 4




Figure 5