



US00D755435S

(12) **United States Design Patent**  
**Martin**

(10) **Patent No.:** **US D755,435 S**

(45) **Date of Patent:** **\*\* May 3, 2016**

(54) **LAMP**

(56) **References Cited**

(71) Applicant: **Hubbardton Forge LLC**, Castleton, VT  
(US)

(72) Inventor: **David Martin**, Brandon, VT (US)

(73) Assignee: **Hubbardton Forge LLC**, Castleton, VT  
(US)

(\*\*) Term: **14 Years**

(21) Appl. No.: **29/508,567**

(22) Filed: **Nov. 7, 2014**

(51) **LOC (10) Cl.** ..... **26-03**

(52) **U.S. Cl.**  
USPC ..... **D26/103**

(58) **Field of Classification Search**  
USPC ..... D26/1, 24, 93, 103, 107  
CPC ..... F21V 21/00; F21V 21/02; F21V 21/116;  
F21W 2121/00; F21W 2131/00

See application file for complete search history.

U.S. PATENT DOCUMENTS

D327,136 S *	6/1992	Tunick .....	D26/103
D360,704 S *	7/1995	Huang .....	D26/103
D382,364 S *	8/1997	Hutton .....	D26/103
D428,513 S *	7/2000	Lee .....	D26/93
D577,457 S *	9/2008	Chandler .....	D26/93
D634,881 S *	3/2011	Moeck .....	D26/93
D639,987 S *	6/2011	Federico .....	D26/93
D726,953 S *	4/2015	Martin .....	D26/93

\* cited by examiner

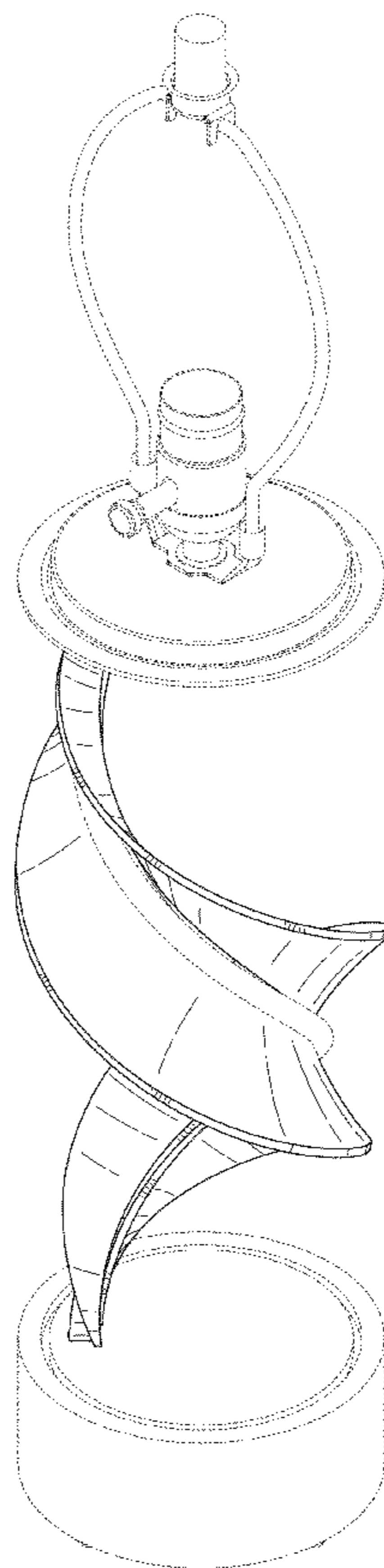
*Primary Examiner* — Brian N Vinson

(57) **CLAIM**  
The ornamental design for a lamp, as shown.

**DESCRIPTION**

FIG. 1 is a perspective view of the lamp according to the present invention;  
FIG. 2 is a front view of the lamp thereof;  
FIG. 3 is a back view of the lamp thereof;  
FIG. 4 is a left view of the lamp thereof;  
FIG. 5 is a right view of the lamp thereof;  
FIG. 6 is a top view of the lamp thereof; and,  
FIG. 7 is a bottom view of the lamp thereof.  
The broken-line disclosure represents portions of the lamp which form no part of the claimed design.

**1 Claim, 6 Drawing Sheets**



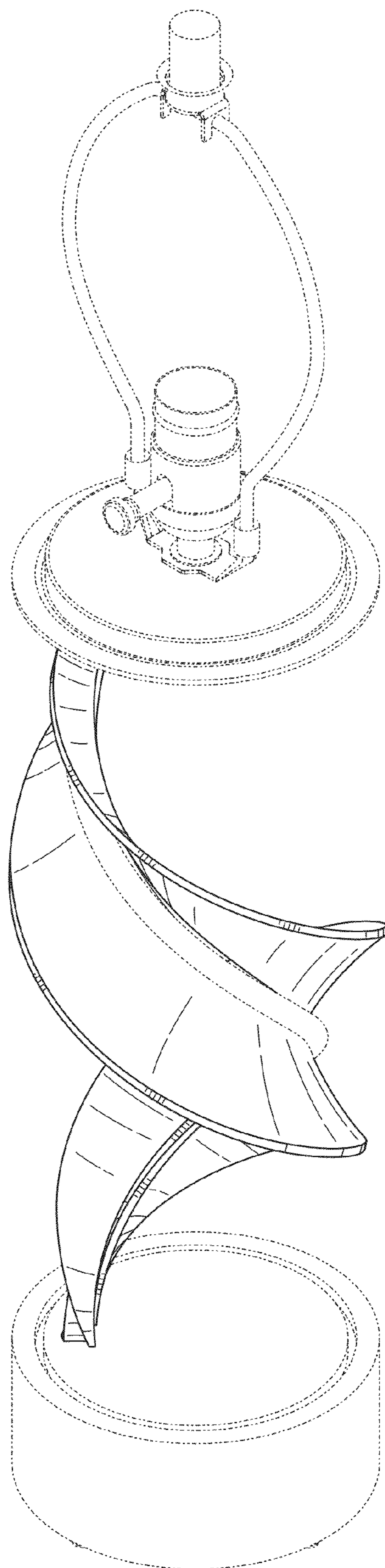


FIG. 1

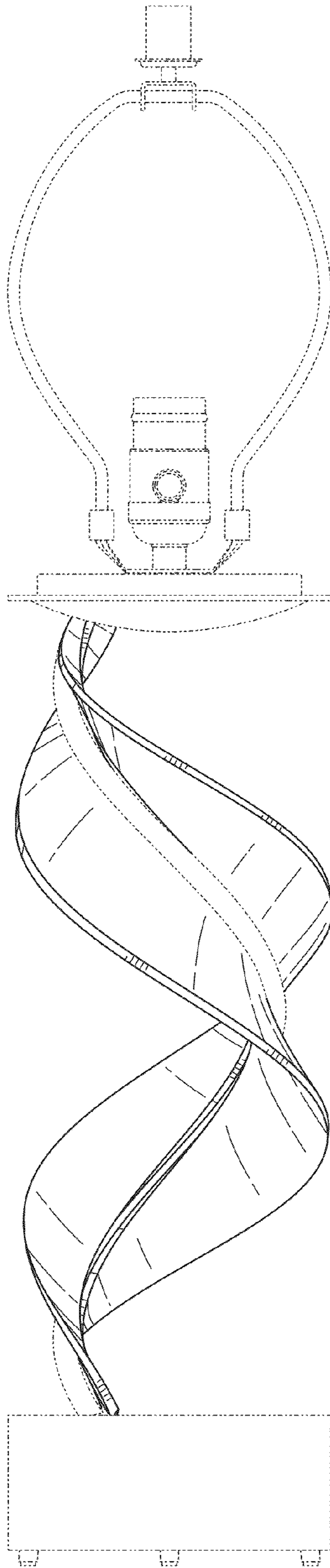


FIG. 2

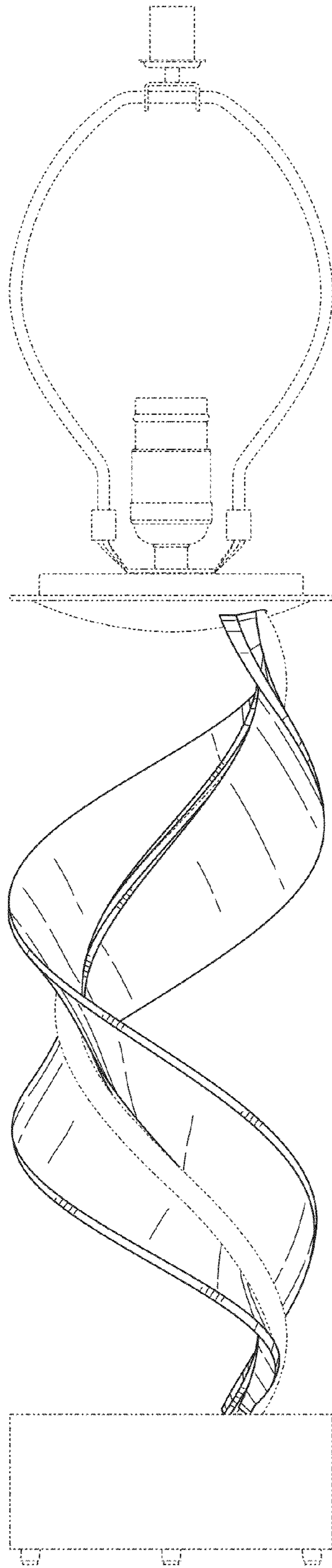


FIG. 3

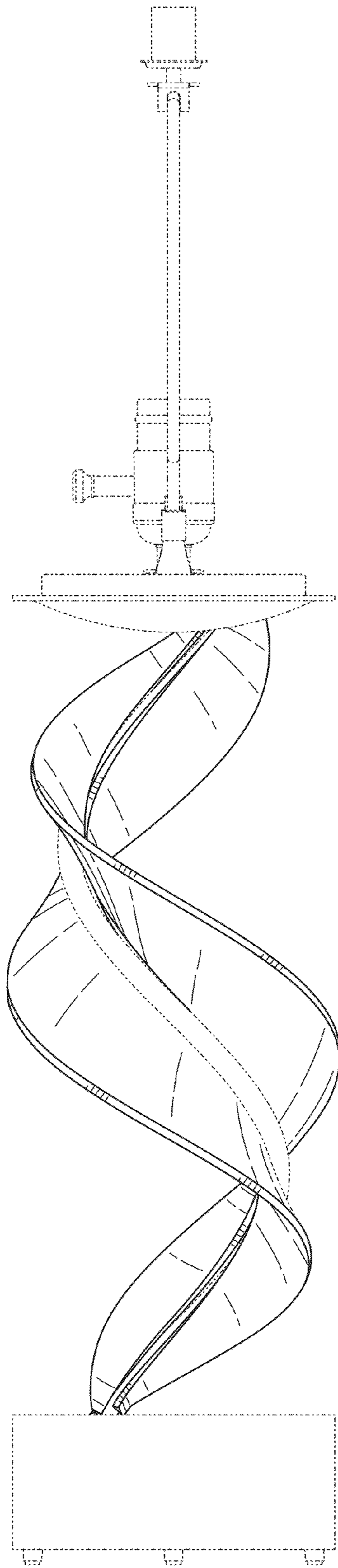


FIG. 4

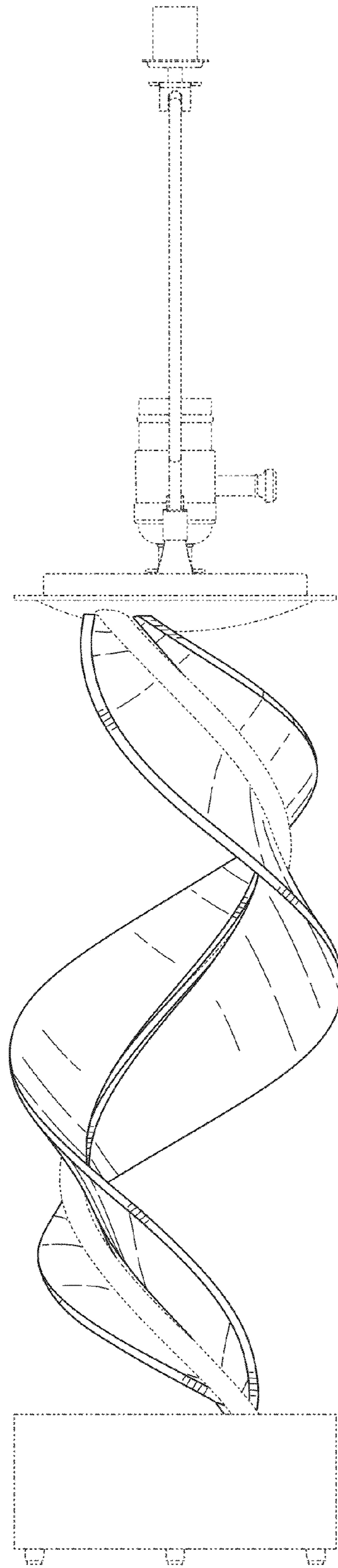


FIG. 5

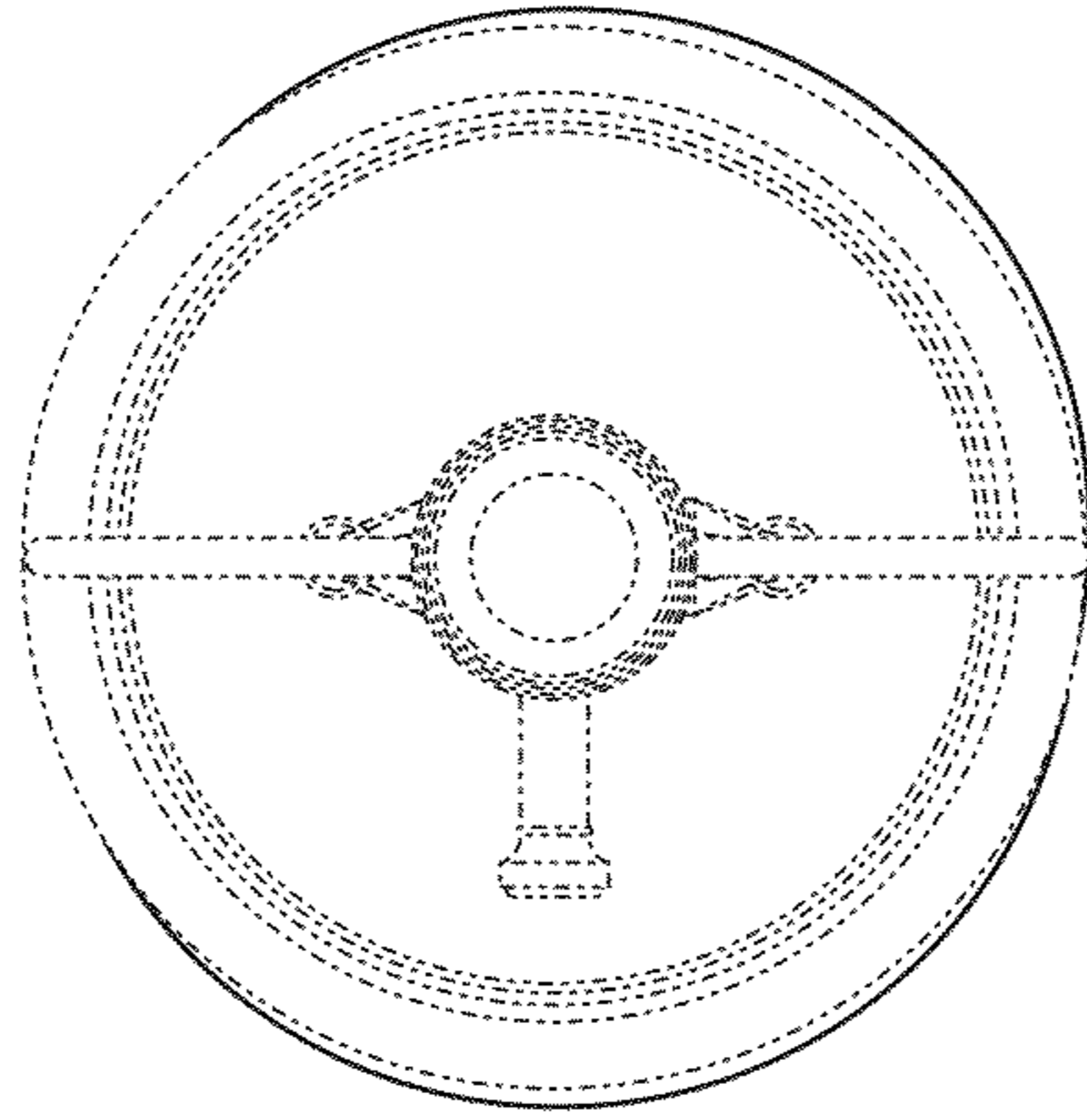


FIG. 6

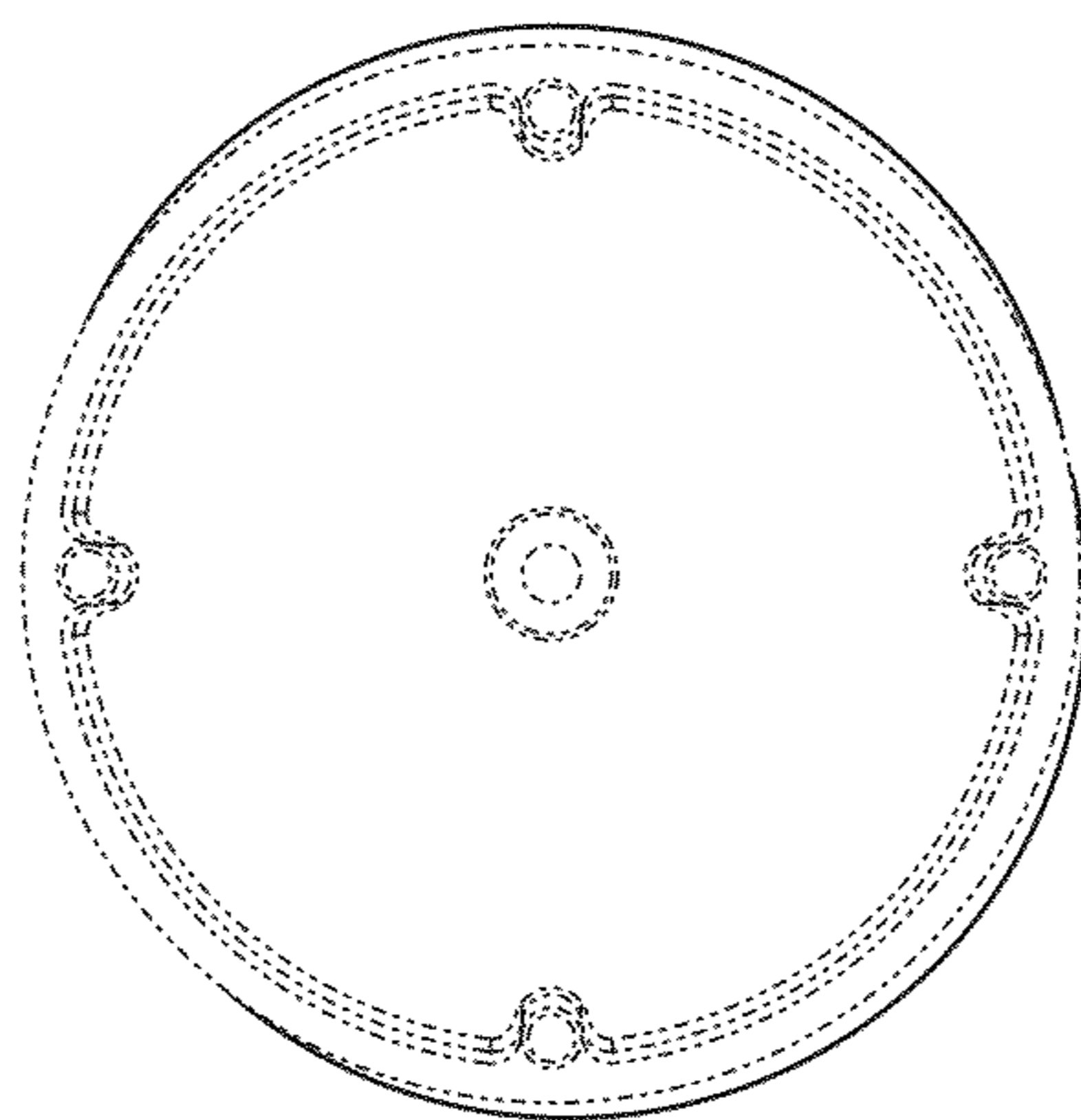


FIG. 7