



US00D755404S

(12) **United States Design Patent**
Gooris

(10) **Patent No.:** **US D755,404 S**

(45) **Date of Patent:** **** May 3, 2016**

(54) **MASSAGER**

(71) Applicant: **Studio Gooris Ltd.**, Kowloon (HK)

(72) Inventor: **Frederic Frans Petrus Gooris**, Jardine's Lookout (HK)

(73) Assignee: **Studio Gooris Ltd.**, Kowloon (HK)

(**) Term: **14 Years**

(21) Appl. No.: **29/501,227**

(22) Filed: **Sep. 2, 2014**

(51) **LOC (10) Cl.** **28-03**

(52) **U.S. Cl.**
USPC **D24/214**

(58) **Field of Classification Search**
USPC D24/200, 211, 212, 213, 214, 215;
601/19, 27-32, 46, 49, 52, DIG. 12,
601/DIG. 14, DIG. 15, DIG. 16, DIG. 17;
D21/685
CPC A61H 19/30; A61H 19/32; A61H 19/34;
A61H 19/40; A61H 19/44; A61H 19/50;
A61H 19/00; A61H 2201/0153; A61H
2201/0207; A61H 2201/0263; A61H
2201/0111; A61H 2201/1253; A61H
2205/082; A61H 2205/085; A61H 15/0085
See application file for complete search history.

(56) **References Cited**

U.S. PATENT DOCUMENTS

D456,909 S * 5/2002 Szabo D24/214
D610,695 S * 2/2010 Forte D24/211
D615,210 S * 5/2010 Woodhams D24/211

D639,444 S * 6/2011 A D24/214
D645,568 S * 9/2011 Walker D24/214
D675,746 S * 2/2013 Nan D24/215
D686,333 S * 7/2013 Innes D24/215
D687,962 S * 8/2013 DiVittorio D24/215
D693,017 S * 11/2013 Tai D24/215
D693,933 S * 11/2013 Tai D24/215
D696,414 S * 12/2013 Tabe D24/215
D698,451 S * 1/2014 Tai D24/215
D706,440 S * 6/2014 Hahr D24/215
D712,054 S * 8/2014 Tai D24/215
D712,563 S * 9/2014 Pursel D24/171
D728,814 S * 5/2015 Pursel D24/214
2002/0065477 A1 * 5/2002 Boyd A61H 19/44
601/47
2013/0296750 A1 * 11/2013 Pursel A61H 99/00
601/137

* cited by examiner

Primary Examiner — Sandra Snapp

(74) *Attorney, Agent, or Firm* — Wells St. John P.S.

(57) **CLAIM**

I claim the ornamental design for a massager, as shown and described.

DESCRIPTION

FIG. 1 is a left view of a massager shown as a new design; FIG. 2 is a front view thereof; FIG. 3 is a right view thereof; FIG. 4 is a back view thereof; FIG. 5 is a top view thereof; FIG. 6 is a bottom view thereof; and, FIG. 7 is a right side perspective view thereof. The broken lines represent portions of the personal massager that form no part of the claim.

1 Claim, 2 Drawing Sheets






Fig. 1




Fig. 2

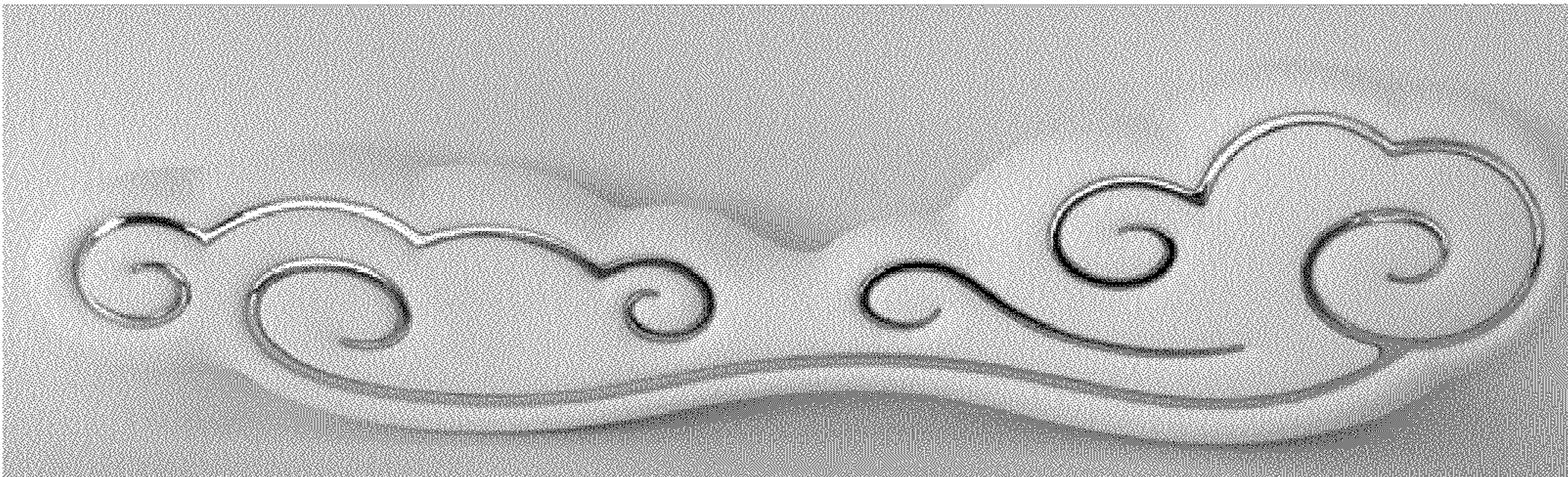


Fig. 3

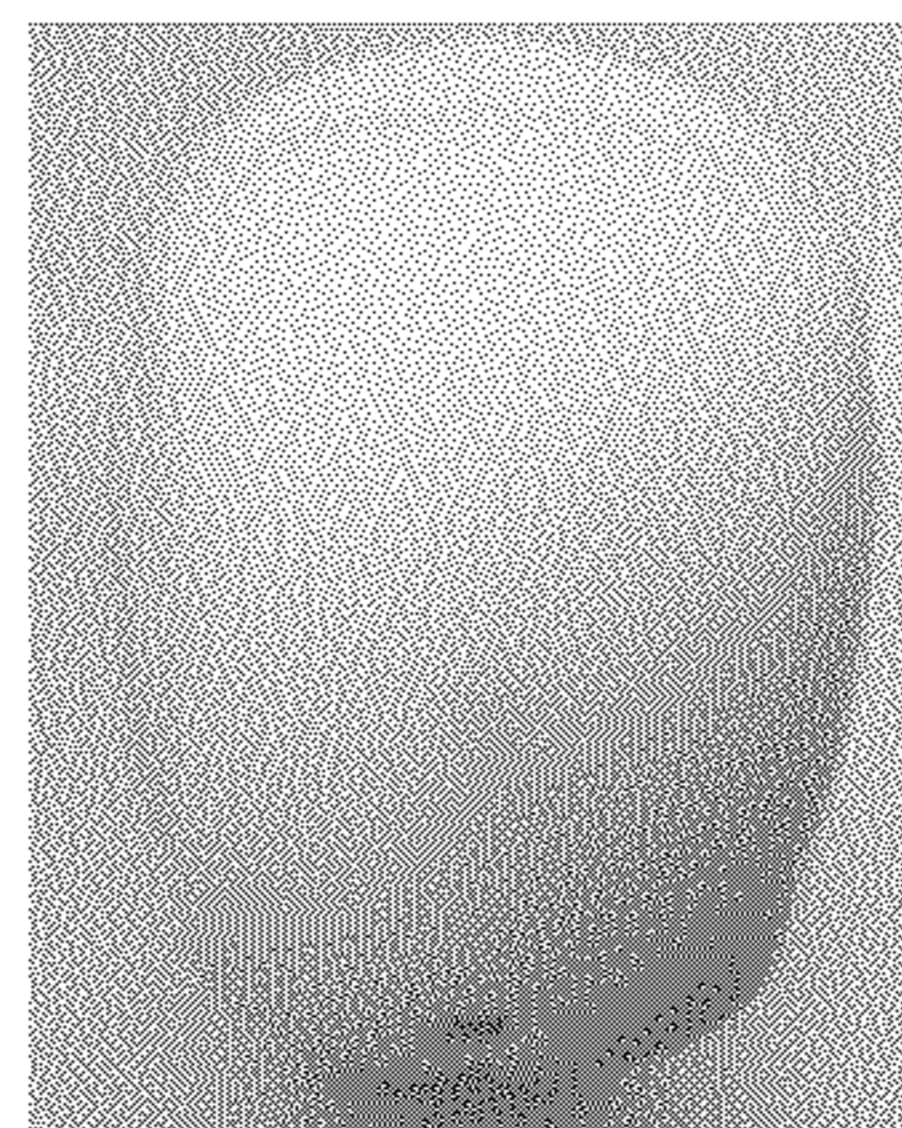


Fig. 4




Fig. 5




Fig. 6




Fig. 7