



US00D755343S

(12) **United States Design Patent**  
**Freeman et al.**

(10) **Patent No.:** **US D755,343 S**  
(45) **Date of Patent:** **\*\* May 3, 2016**

(54) **KNIFE**

(56) **References Cited**

(71) Applicant: **Ultimate Survival Tips LLC**,  
Mansfield, PA (US)

U.S. PATENT DOCUMENTS

(72) Inventors: **Jeffrey Marck Freeman**, Tigard, OR  
(US); **David Robert Polczynski**,  
Mansfield, PA (US)

D348,599 S *	7/1994	Sakai .....	D22/118
D363,336 S *	10/1995	Luchak .....	D22/118
D409,269 S *	5/1999	Carson .....	D22/118
D441,827 S *	5/2001	Frank .....	D22/118
D716,411 S *	10/2014	Ameis .....	D22/118

(73) Assignee: **ULTIMATE SURVIVAL TIPS LLC**,  
Mansfield, PA (US)

\* cited by examiner

(\*\*) Term: **14 Years**

*Primary Examiner* — Catheri Oliver-Garcia

(21) Appl. No.: **29/510,797**

(74) *Attorney, Agent, or Firm* — Luedeka Neely Group, PC

(22) Filed: **Dec. 3, 2014**

(57) **CLAIM**

The ornamental design for a knife, as shown and described.

(51) **LOC (10) Cl.** ..... **22-02**

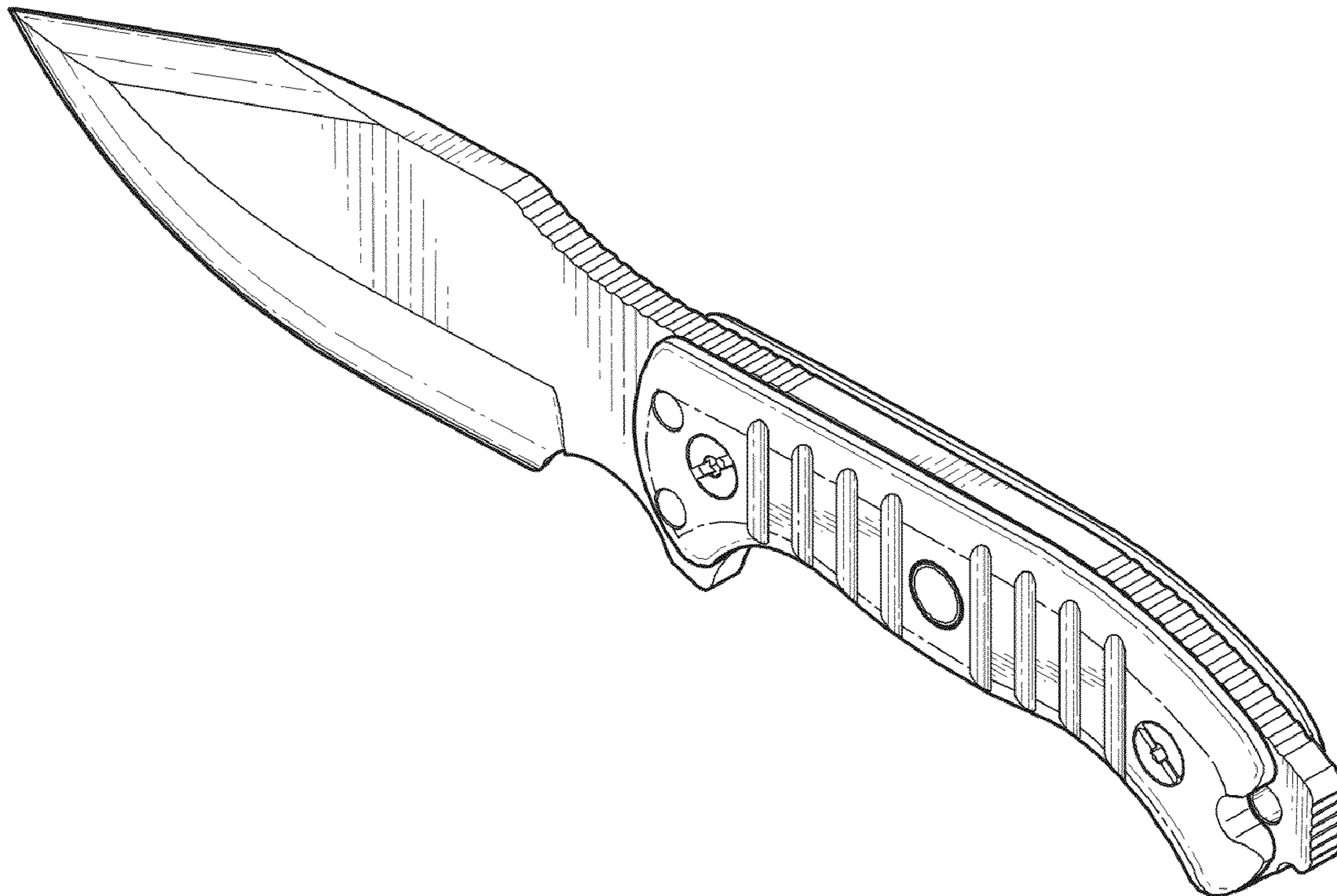
(52) **U.S. Cl.**  
USPC ..... **D22/118**

**DESCRIPTION**

(58) **Field of Classification Search**  
USPC ..... D22/118; D7/649–651; D8/95–99;  
30/151, 295, 340, 346, 353  
CPC ..... B25G 3/32; B26B 3/00; B26B 29/02  
See application file for complete search history.

FIG. 1 is a perspective view of a knife of our new design;  
FIG. 2 is a left side elevation view of the knife of FIG. 1;  
FIG. 3 is a right side elevation view of the knife of FIG. 1;  
FIG. 4 is a top plan view of the knife of FIG. 1;  
FIG. 5 is a bottom plan view of the knife of FIG. 1;  
FIG. 6 is a front view of the knife of FIG. 1; and,  
FIG. 7 is a rear view of the knife of FIG. 1.

**1 Claim, 4 Drawing Sheets**



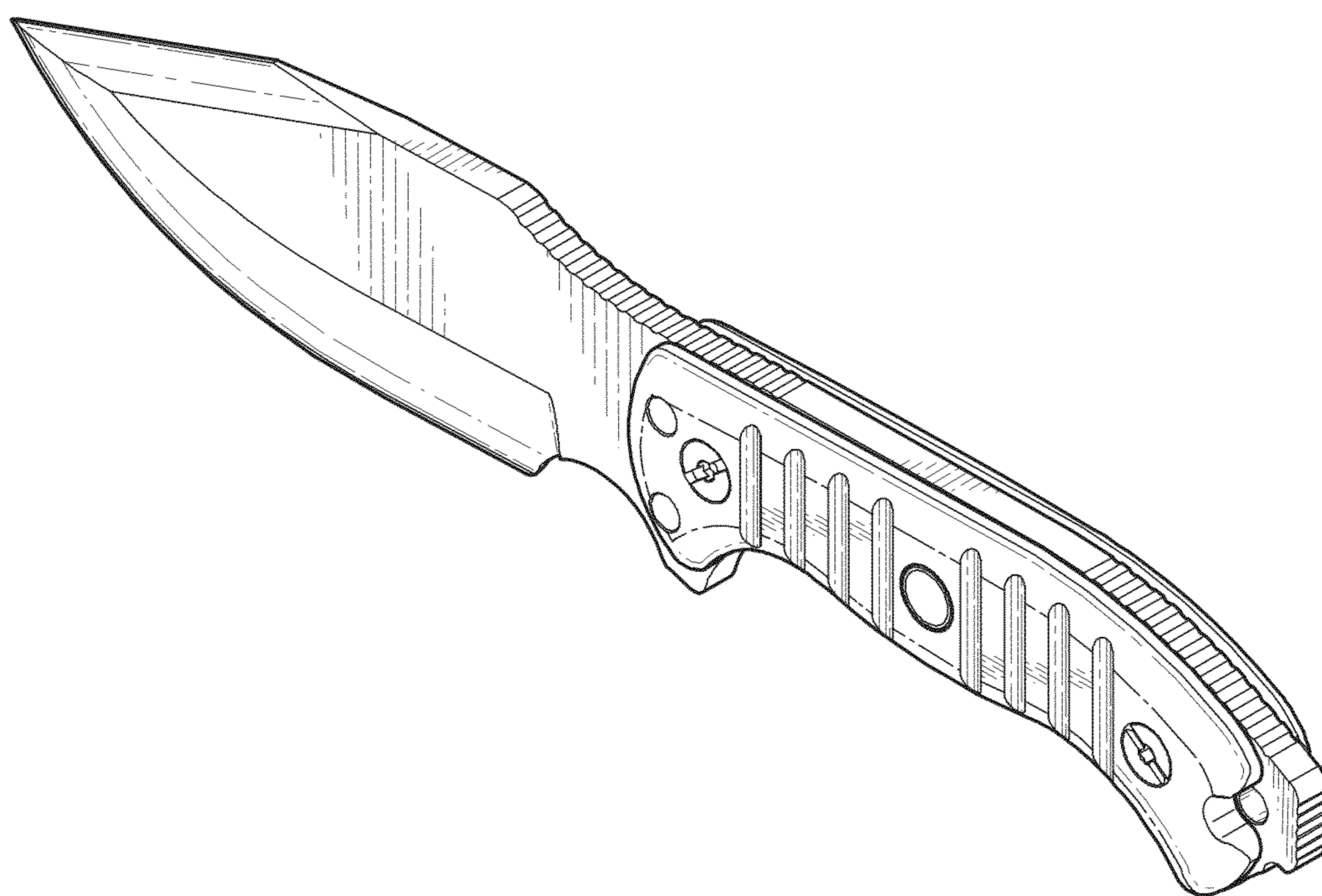


FIG. 1

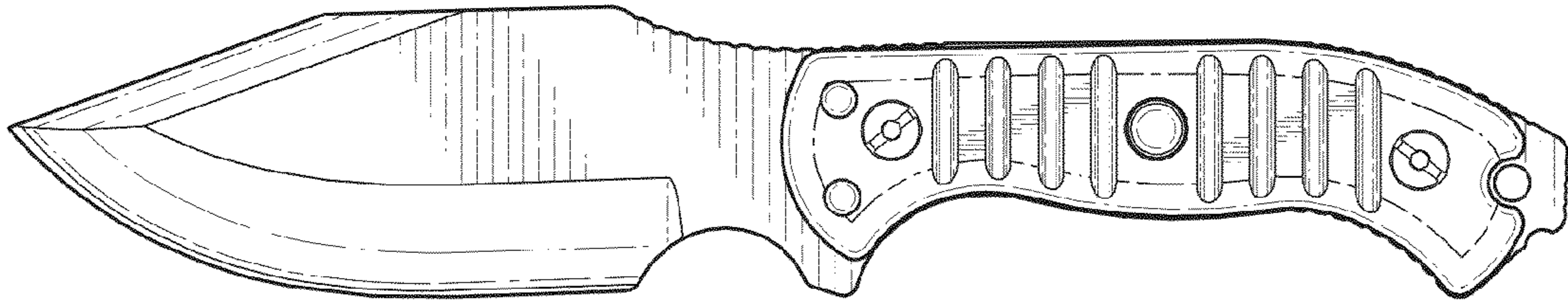


FIG. 2

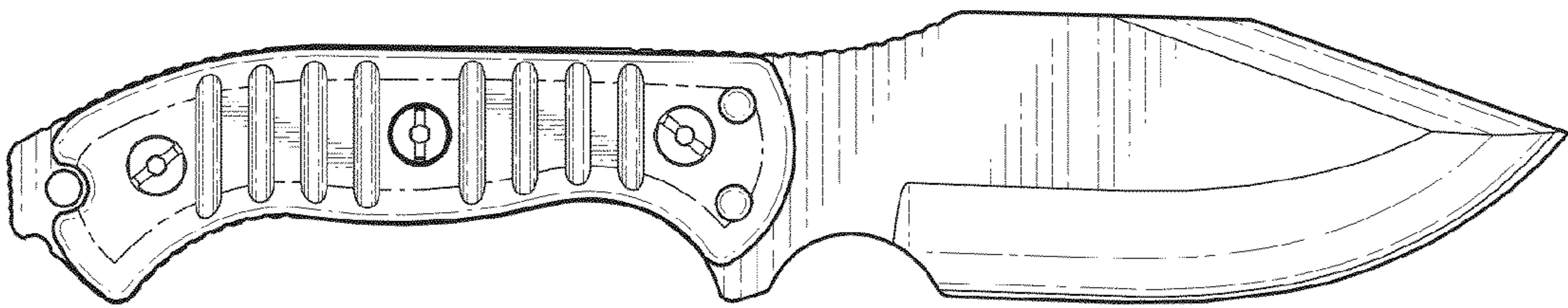


FIG. 3

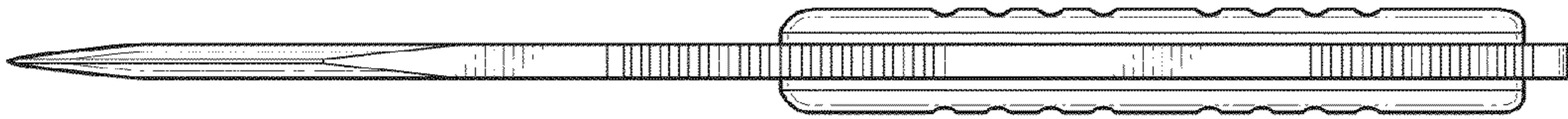


FIG. 4

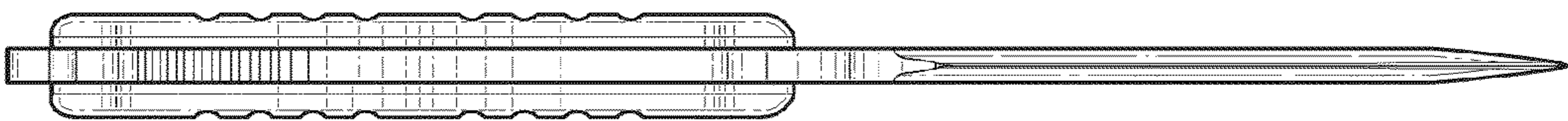
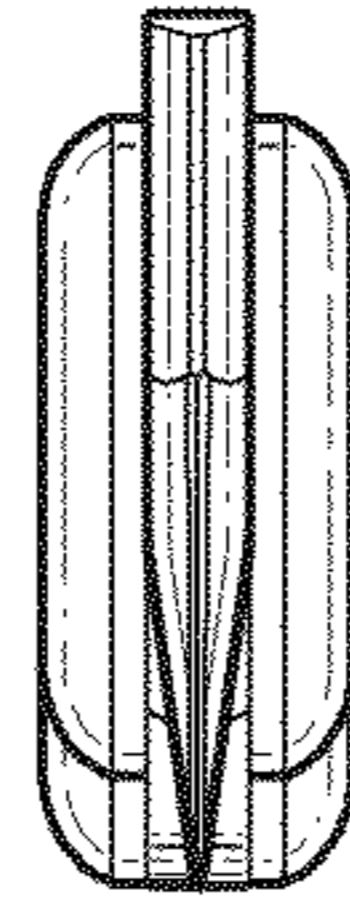
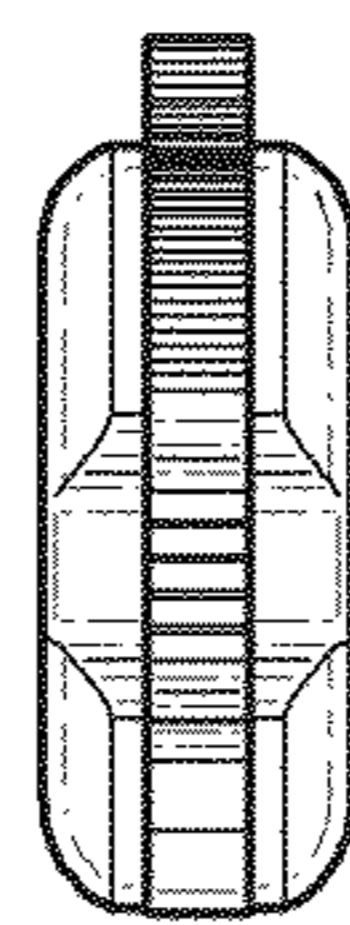


FIG. 5



**FIG. 6**



**FIG. 7**