



US00D755309S

(12) **United States Design Patent Stack**

(10) **Patent No.:** **US D755,309 S**
(45) **Date of Patent:** **** May 3, 2016**

- (54) **ELASTIC BAND LAUNCHER**
- (71) Applicant: **Super Impulse USA, LLC**, Bristol, PA (US)
- (72) Inventor: **Benjamin A. Stack**, Broomall, PA (US)
- (73) Assignee: **Super Impulse USA, LLC**, Bristol, PA (US)
- (**) Term: **14 Years**
- (21) Appl. No.: **29/525,567**
- (22) Filed: **Apr. 30, 2015**
- (51) **LOC (10) Cl.** **21-01**
- (52) **U.S. Cl.**
USPC **D21/570**
- (58) **Field of Classification Search**
USPC D21/567, 570, 573, 574; D22/100, D22/104-106; 124/18, 19, 21, 22
CPC F41B 7/02; F41B 7/025; F41B 7/08
See application file for complete search history.

2,001,267 A	5/1935	Ross
2,004,531 A	6/1935	Leonard
2,008,595 A	7/1935	Reed
2,021,776 A	11/1935	Hagen
2,059,062 A	10/1936	Tomita et al.
2,065,580 A	12/1936	Grawunder
2,098,001 A	11/1937	Gagnon et al.
2,248,424 A	7/1941	Coker
2,284,512 A	5/1942	Claytor et al.
2,289,490 A	7/1942	Fisher
2,334,332 A	11/1943	Johnson
2,462,723 A	2/1949	Crnich
2,529,047 A	11/1950	Paul
2,535,891 A *	12/1950	Bozarth F41B 7/025 124/18
2,550,873 A	5/1951	Siders
2,573,142 A	10/1951	Herring
2,576,248 A	11/1951	Wright et al.
2,578,198 A	12/1951	Muggli
2,610,619 A	9/1952	Mikkelson, Jr.

(Continued)

Primary Examiner — Cynthia M Chin
(74) *Attorney, Agent, or Firm* — Michael G. Crilly, Esquire

(57) **CLAIM**
The ornamental design for an elastic band launcher, as shown and described.

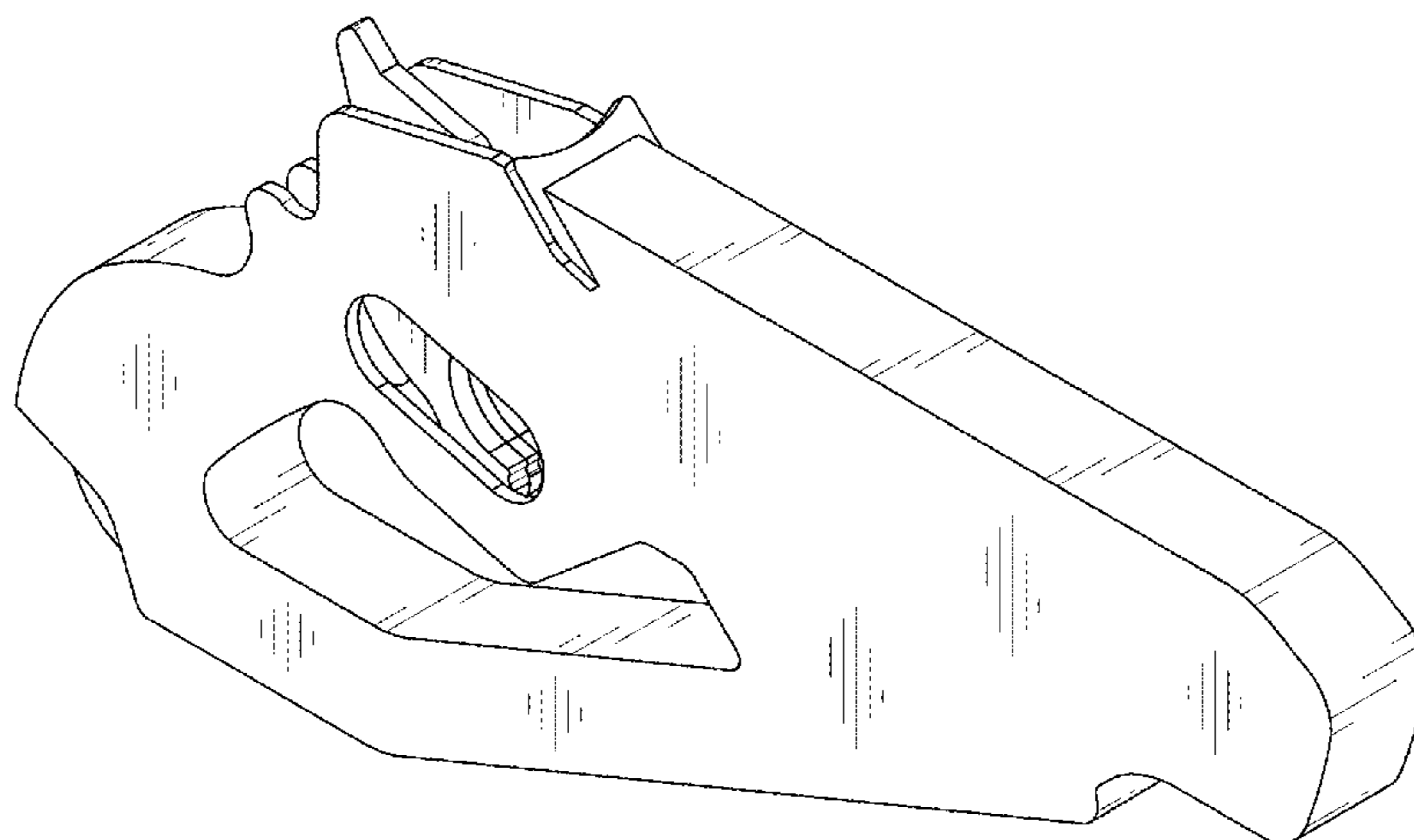
(56) **References Cited**
U.S. PATENT DOCUMENTS

1,461,119 A	7/1923	Harris
1,572,350 A	2/1926	Ecker
1,724,271 A	8/1929	Fisher
1,724,708 A	8/1929	Harris
1,748,215 A	2/1930	Fisher
1,759,084 A	5/1930	Baum et al.
1,809,208 A	6/1931	McFarland
1,821,381 A	9/1931	Gerkin
1,826,053 A	10/1931	Carpenter
1,890,403 A	12/1932	Murdock
1,892,209 A	12/1932	Fisher
1,909,927 A	5/1933	Beauchamp et al.
1,935,287 A	11/1933	Damico
1,944,377 A	1/1934	Taylor

DESCRIPTION

FIG. 1 is a perspective view of an elastic band launcher showing my new design; FIG. 2 is a front view of the elastic band launcher of FIG. 1; FIG. 3 is a rear view of the elastic band launcher of FIG. 1; FIG. 4 is a side view of the elastic band launcher of FIG. 1, the opposite side being a mirror image; FIG. 5 is a top view of the elastic band launcher of FIG. 1; and, FIG. 6 is a bottom view of the elastic band launcher of FIG. 1. The broken lines represent portions of the article that form no part of the claim.

1 Claim, 4 Drawing Sheets



(56)

References Cited

U.S. PATENT DOCUMENTS

2,625,147 A	1/1953	Eagleson, Jr.		3,693,609 A	9/1972	Vodinh	
2,676,581 A	4/1954	Moore		3,757,760 A	9/1973	Darnell	
2,680,434 A	6/1954	Lodahl		3,812,833 A	5/1974	Skillern	
2,689,558 A	9/1954	Sealer et al.		3,919,996 A	11/1975	McAlister	
2,697,425 A	12/1954	McElveen		D247,986 S *	5/1978	Clyde	D21/574
2,730,094 A	1/1956	Hicks		4,223,658 A	9/1980	Sundstrom	
2,741,238 A *	4/1956	Arnold	F41B 7/025 124/19	4,308,850 A	1/1982	Hunter	
2,793,637 A	5/1957	Daffer		4,379,445 A	4/1983	LoBiondo	
2,878,802 A	3/1959	Kuch		4,436,077 A	3/1984	Smith	
2,917,037 A	12/1959	Henderson		D274,922 S *	7/1984	Smith	D21/574
3,119,385 A	1/1964	Ashley		4,552,365 A	11/1985	Smith	
3,297,012 A *	1/1967	Kirkland	F41B 7/025 124/18	4,554,904 A *	11/1985	Endo	F41B 7/025 124/18
3,408,996 A	11/1968	Lilleoren, Jr. et al.		4,676,219 A	6/1987	Miller	
3,437,084 A	4/1969	Hyter		4,800,864 A	1/1989	Small	
3,468,296 A *	9/1969	Duval	F41B 7/025 124/19	4,827,892 A	5/1989	Vandermeide	
3,494,345 A	2/1970	Griffiths		4,949,494 A	8/1990	Mims	
3,515,387 A	6/1970	House		5,170,770 A	12/1992	Vosloh	
3,536,055 A *	10/1970	Endo	F41B 7/025 124/18	5,205,266 A	4/1993	Kilby, Jr.	
3,556,072 A	1/1971	Levin		5,222,472 A	6/1993	Landingham	
3,618,584 A	11/1971	Pigeon		5,460,150 A	10/1995	Joppe	
				5,692,489 A	12/1997	Swanson et al.	
				7,690,371 B2	4/2010	Slaven	
				8,607,771 B1	12/2013	Marsh	
				D698,873 S *	2/2014	Overlie	D21/574
				2013/0340734 A1	12/2013	Coulston	

* cited by examiner

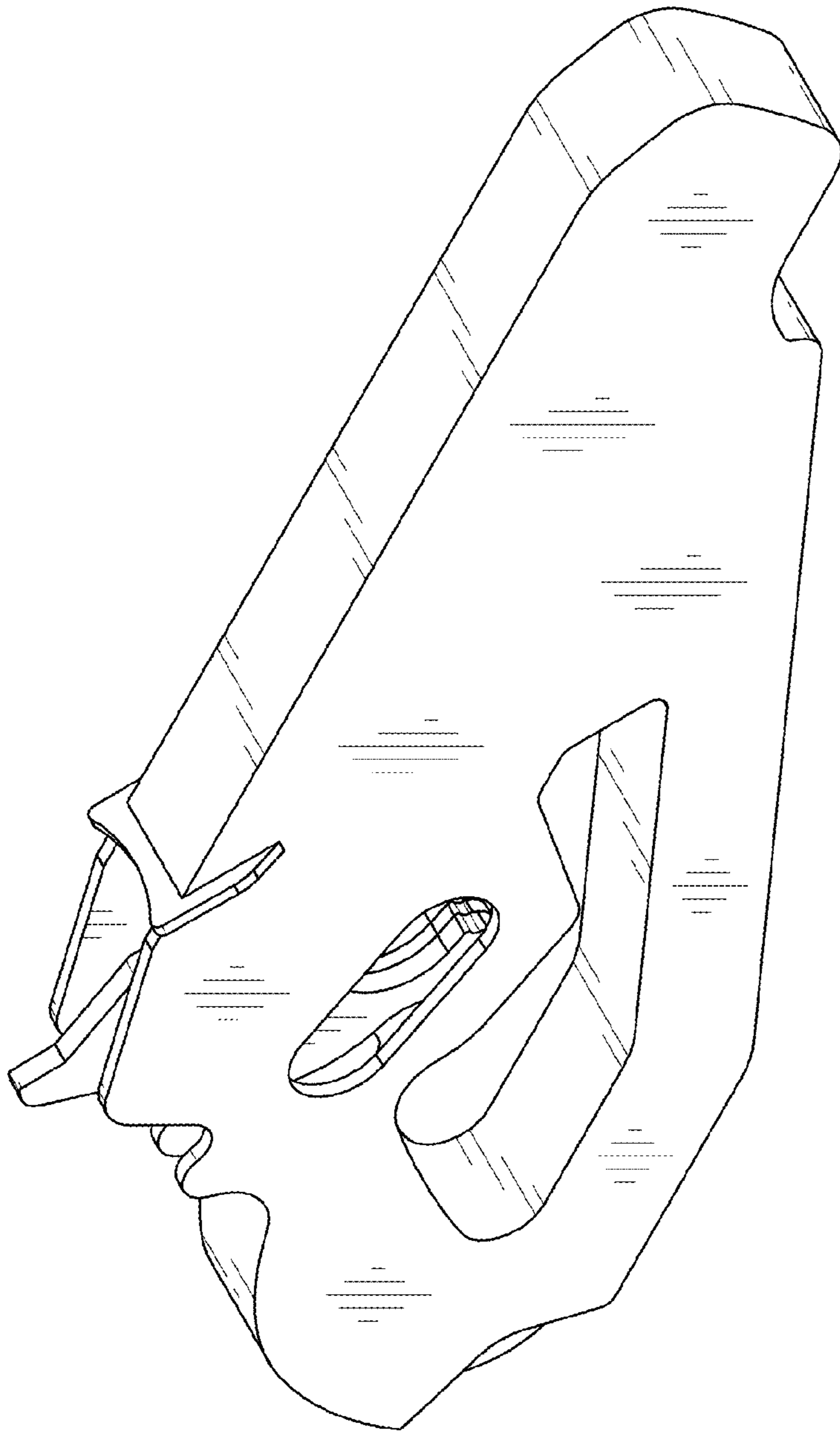


Fig. 1

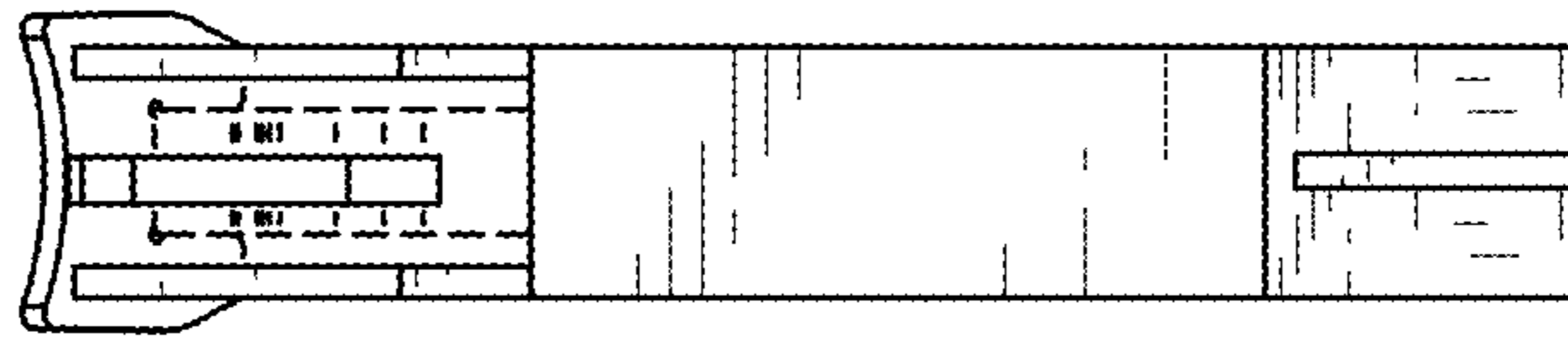


Fig. 3

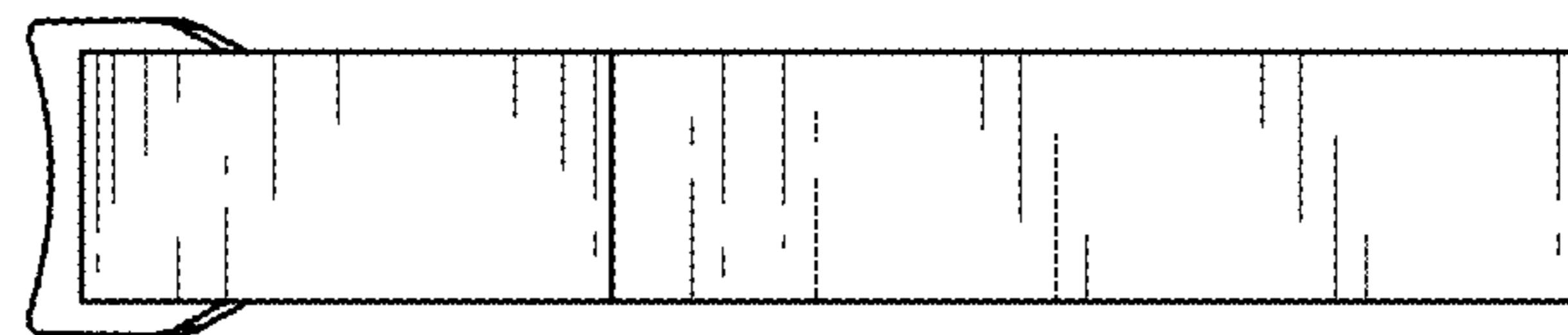


Fig. 2

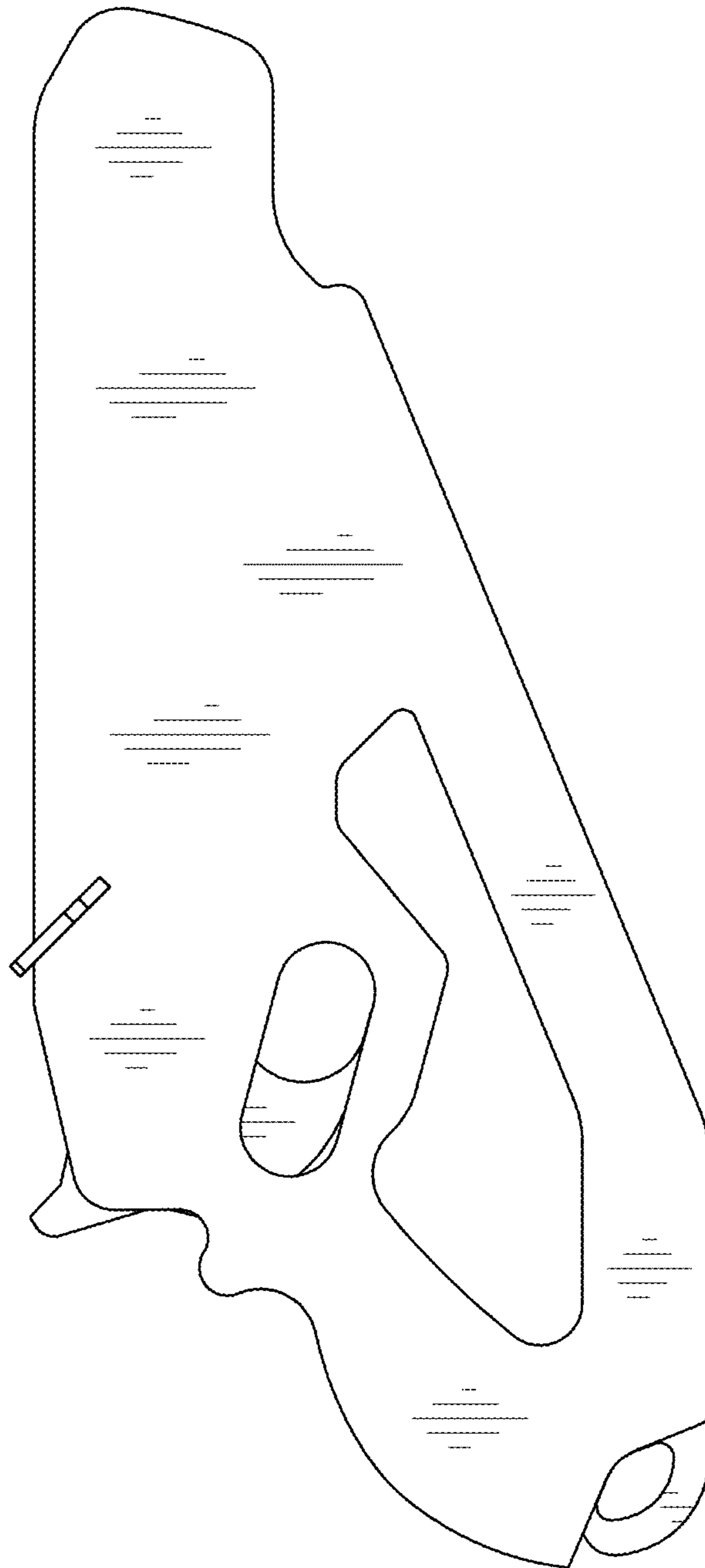


Fig. 4

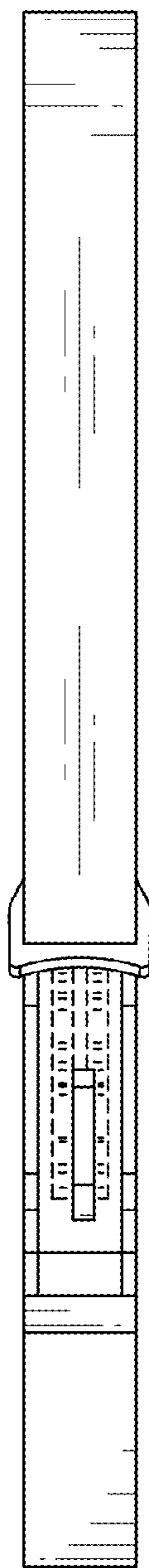


Fig. 5

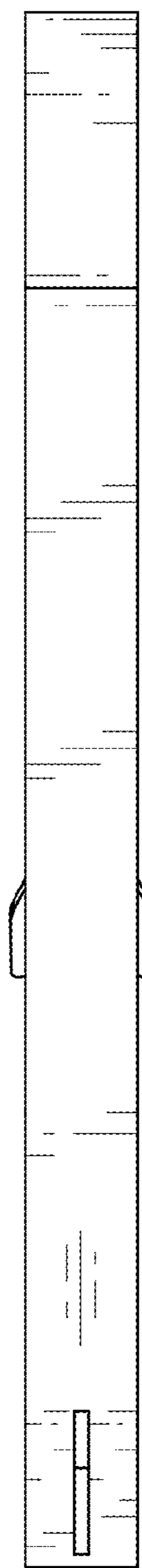


Fig. 6