



US00D755307S

(12) **United States Design Patent**
Kino

(10) **Patent No.:** **US D755,307 S**

(45) **Date of Patent:** **** May 3, 2016**

(54) **TOY SCOOP**

D705,619 S * 5/2014 Masalin D8/10
D717,618 S * 11/2014 Masalin D8/10
D736,043 S * 8/2015 Lee D7/691

(71) Applicant: **Royal Co., Ltd.**, Tokyo (JP)

(72) Inventor: **Takashi Kino**, Yokohama (JP)

(73) Assignee: **Royal Co., Ltd.** (JP)

(**) Term: **14 Years**

(21) Appl. No.: **29/493,970**

(22) Filed: **Jun. 16, 2014**

(30) **Foreign Application Priority Data**

Dec. 18, 2013 (JP) 2013-029696

(51) **LOC (10) Cl.** **21-01**

(52) **U.S. Cl.**
USPC **D21/532**

(58) **Field of Classification Search**
USPC D21/472, 532, 525; D7/401.2, 691;
D8/10
CPC A01B 1/02; A01B 1/00; G01F 19/002;
G01F 19/00; A47J 43/281; A61J 7/0023;
Y10T 16/476; A47G 21/004; A47G 21/04;
A47F 13/08; A63H 33/32; B21D 53/66;
B25F 1/02; B25G 1/10; B25G 1/102; E01H
1/12; A01C 5/02

See application file for complete search history.

(56) **References Cited**

U.S. PATENT DOCUMENTS

D254,832 S * 4/1980 Zappa D7/691
D318,350 S * 7/1991 Muffuletto 294/176
D346,186 S * 4/1994 Kino D21/532
D387,958 S * 12/1997 Keller D30/199
D422,462 S * 4/2000 Rivkin D7/691
D460,328 S * 7/2002 de Groote D10/46.2
D531,918 S * 11/2006 Heiligenstein D10/46.2
D618,070 S * 6/2010 Jalet D7/691
D636,446 S * 4/2011 Kino D21/532
D659,558 S * 5/2012 Johnson D10/46.2

FOREIGN PATENT DOCUMENTS

JP 642635 1/1985
JP 662106 10/1985
JP 685658 8/1986
JP 718876 11/1987
JP 798779 10/1990
JP 798779-001 11/1990

(Continued)

OTHER PUBLICATIONS

Royal Co., Ltd. Catalog-A, 2000.

(Continued)

Primary Examiner — George D Kirschbaum

Assistant Examiner — Jennifer Watkins

(74) *Attorney, Agent, or Firm* — Saidman DesignLaw Group, LLC

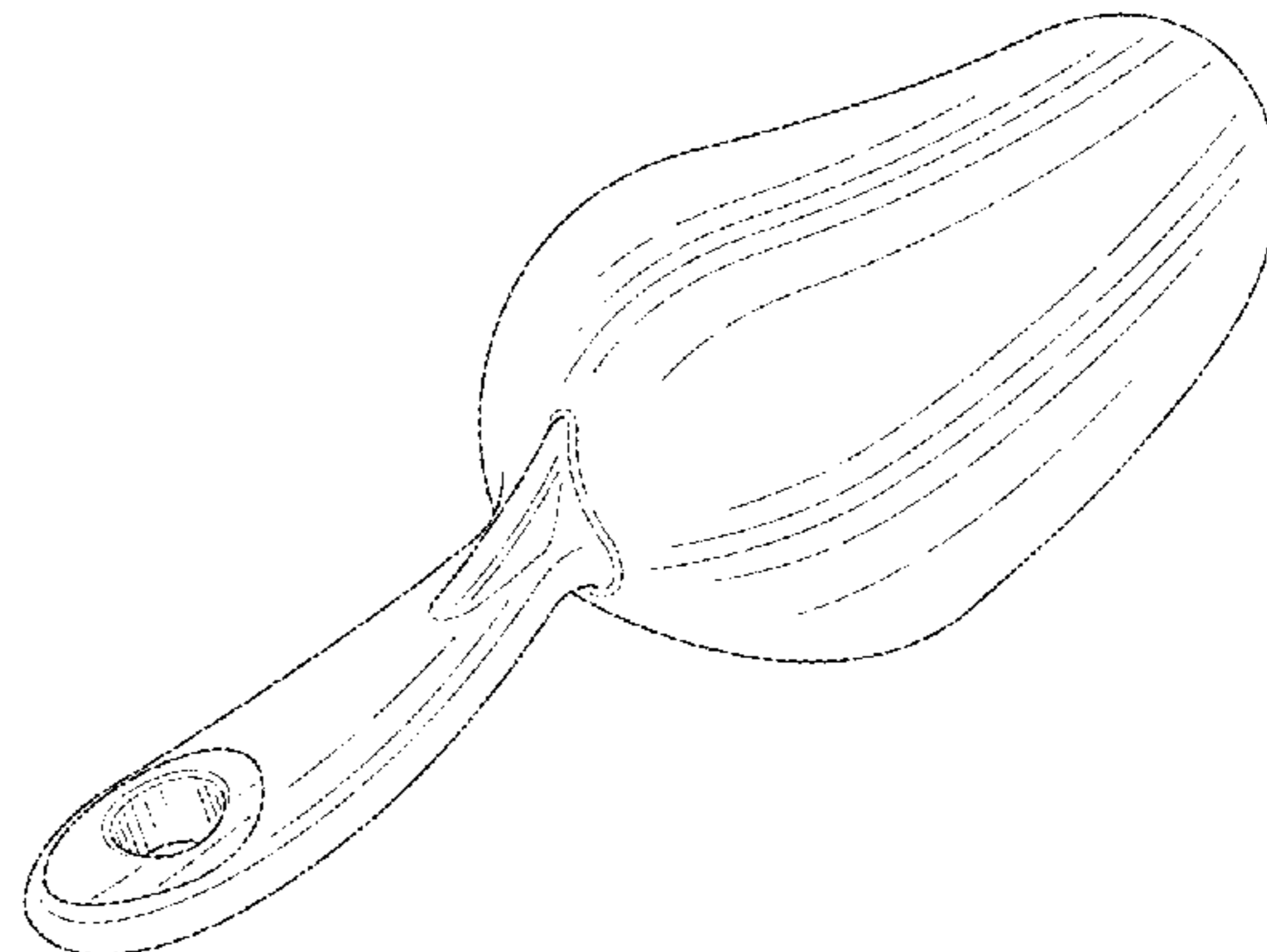

(57) **CLAIM**

The ornamental design for a toy scoop, as shown and described.

DESCRIPTION

FIG. 1 is a top, front and left side perspective view of a toy scoop showing my new design;
FIG. 2 is a bottom, front and right side perspective view thereof;
FIG. 3 is a front elevational view thereof;
FIG. 4 is a rear elevational view thereof;
FIG. 5 is a left side view thereof;
FIG. 6 is a right side view thereof;
FIG. 7 is a top plan view thereof; and,
FIG. 8 is a bottom plan view thereof.
The relatively thin shade lines show contour and not surface ornamentation.

1 Claim, 8 Drawing Sheets



(56)

References Cited

FOREIGN PATENT DOCUMENTS

| | | |
|----|---------|--------|
| JP | 843048 | 7/1992 |
| JP | 920305 | 2/1995 |
| JP | 920346 | 2/1995 |
| JP | 947256 | 2/1996 |
| JP | 1066767 | 4/2000 |
| JP | 1066769 | 4/2000 |
| JP | 1066776 | 4/2000 |
| JP | 1135801 | 3/2002 |
| JP | 1147686 | 7/2002 |
| JP | 1164709 | 2/2003 |
| JP | 1182418 | 8/2003 |

| | | |
|----|---------|---------|
| JP | 1380284 | 2/2010 |
| JP | 1385637 | 4/2010 |
| JP | 1398068 | 10/2010 |
| JP | 1408296 | 2/2011 |
| JP | 1423758 | 9/2011 |
| JP | 1427797 | 11/2011 |
| JP | 1449114 | 8/2012 |

OTHER PUBLICATIONS

Royal Co., Ltd. Catalog-B, 2004.
Royal Co., Ltd. Catalog-C 2004.
Royal Co., Ltd. Catalog-D 2013.

* cited by examiner




FIG. 1

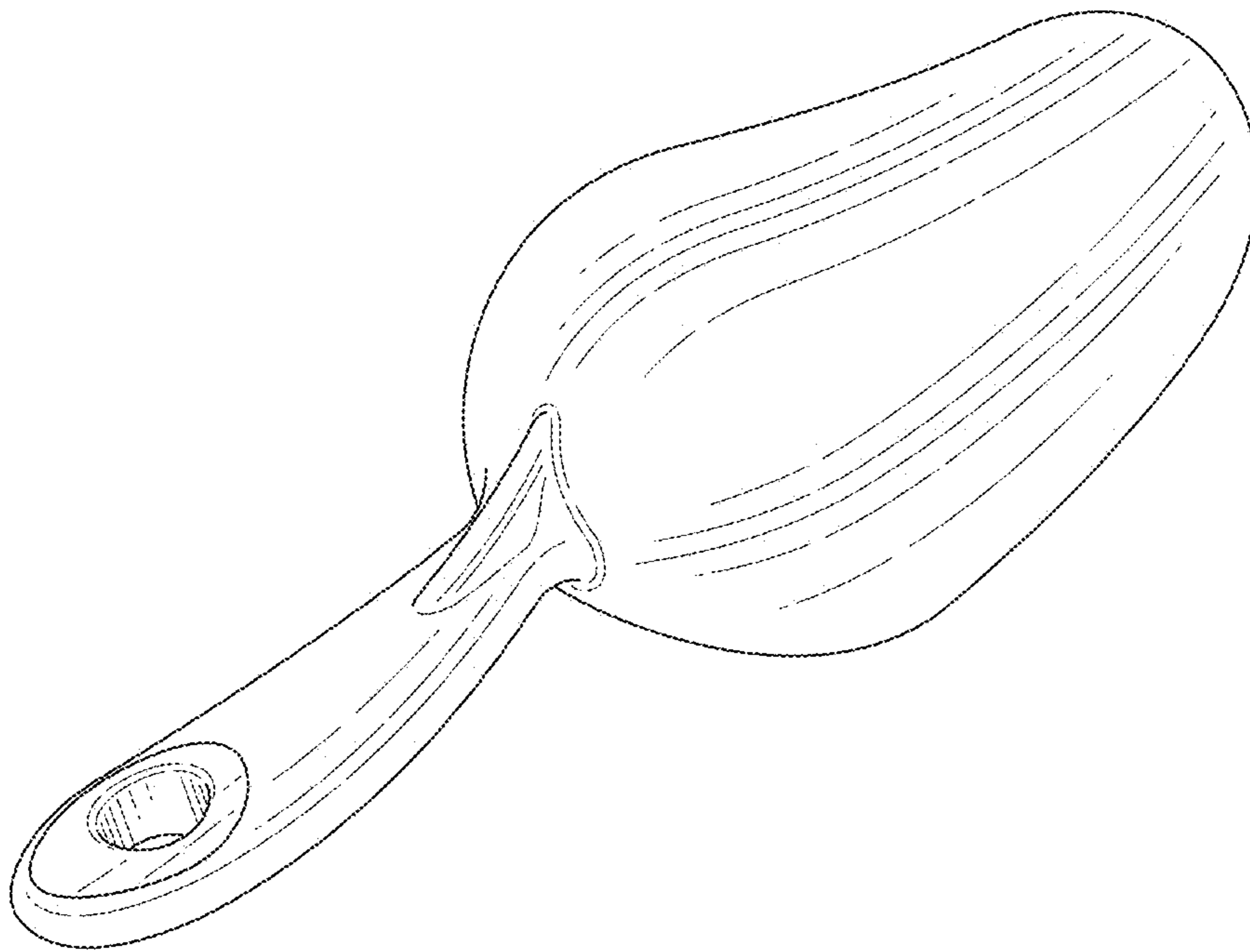


FIG. 2

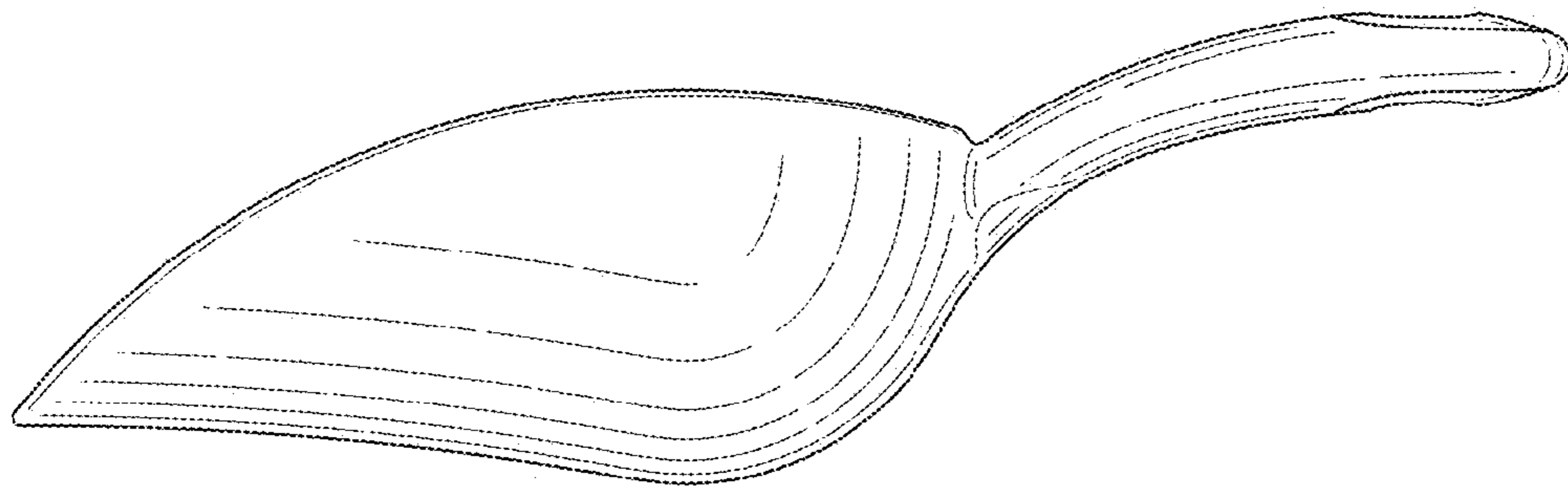


FIG. 3

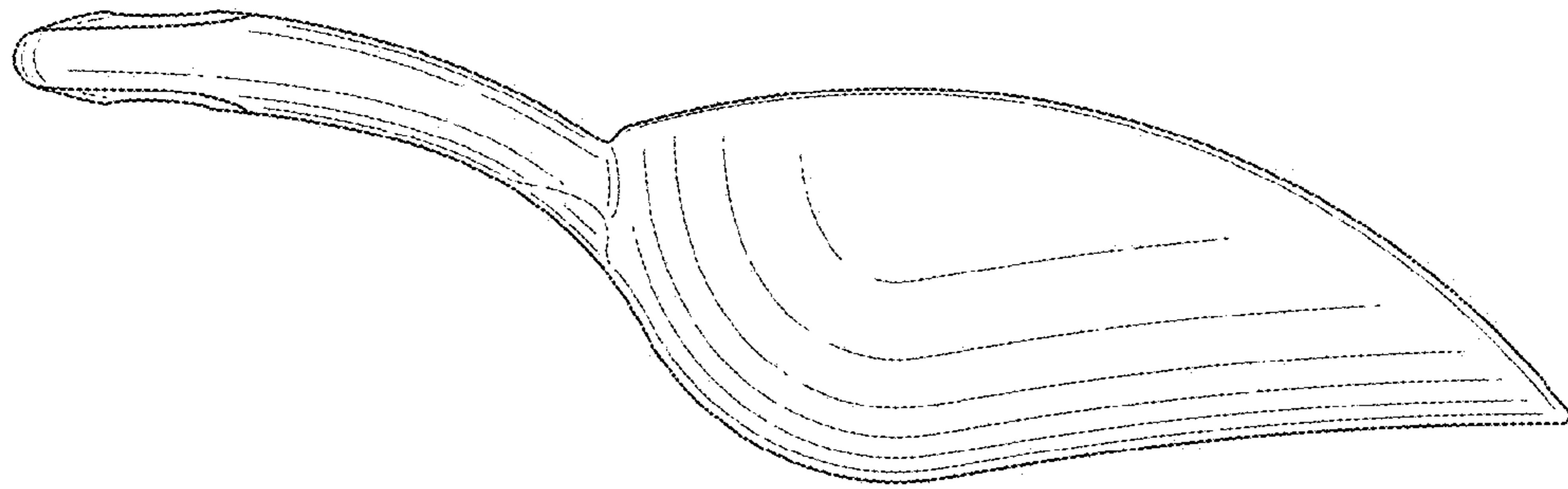


FIG. 4

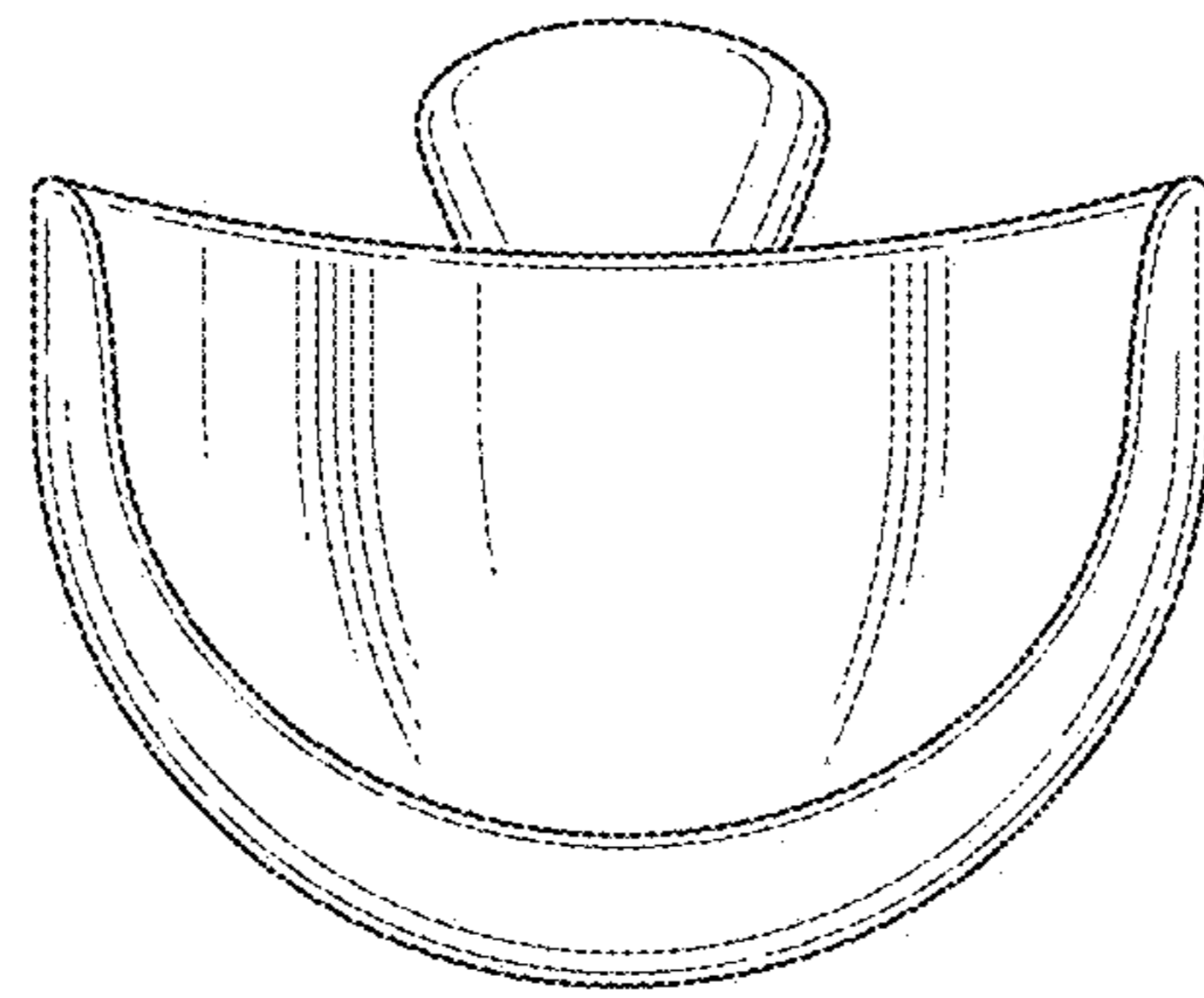


FIG. 5

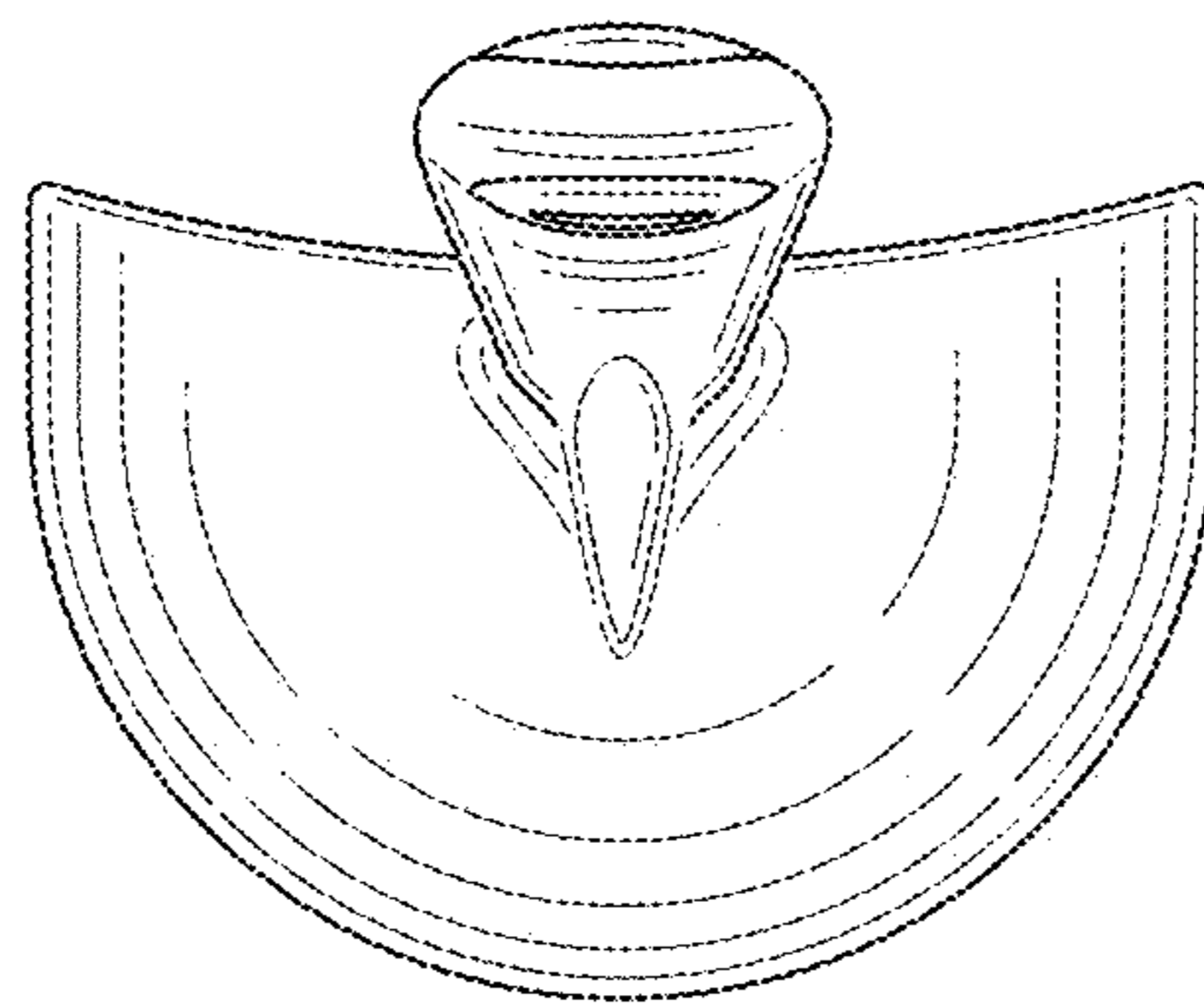


FIG.6

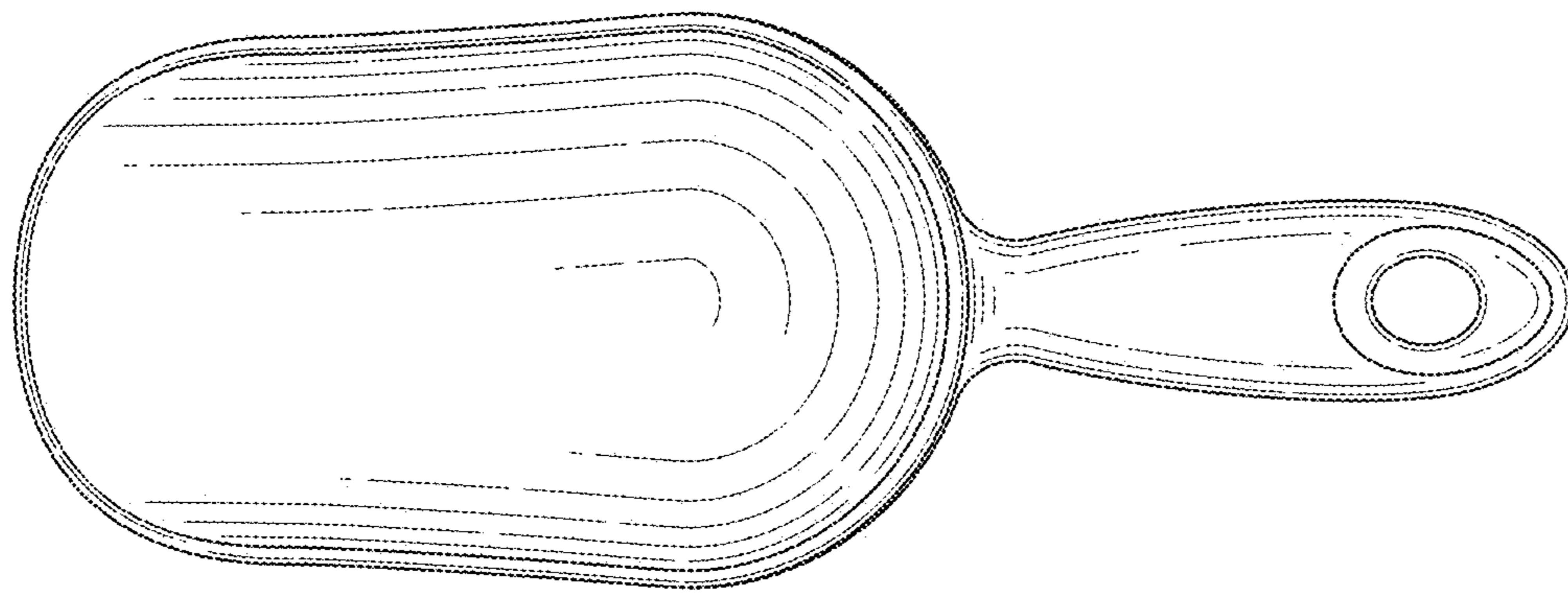


FIG.7

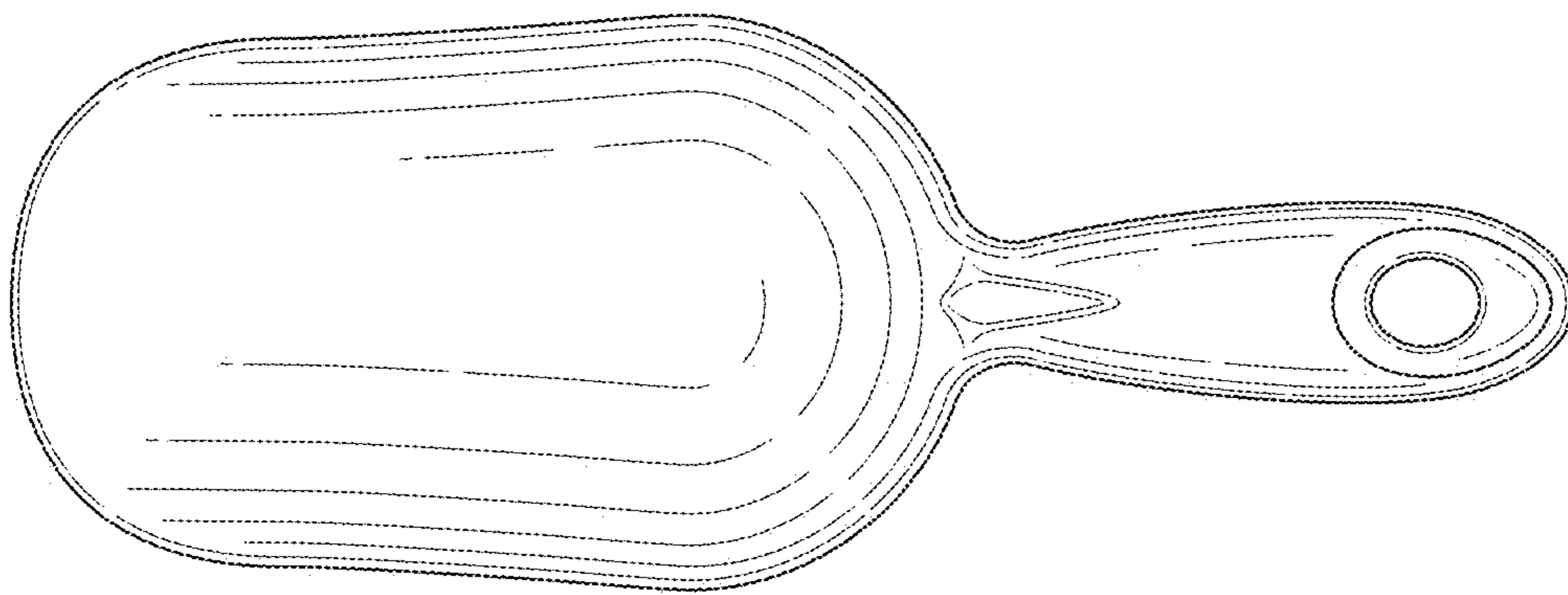


FIG.8