



US00D755304S

(12) **United States Design Patent**  
**Ackerman**

(10) **Patent No.:** **US D755,304 S**

(45) **Date of Patent:** **\*\* May 3, 2016**

(54) **FOAM ROLLER**

(71) Applicant: **Adam Ackerman**, Irvine, CA (US)

(72) Inventor: **Adam Ackerman**, Irvine, CA (US)

(73) Assignee: **Fitvana, Inc.**, Newport Beach, CA (US)

(\*\*) Term: **14 Years**

(21) Appl. No.: **29/523,887**

(22) Filed: **Apr. 15, 2015**

(51) **LOC (10) Cl.** ..... **28-03**

(52) **U.S. Cl.**

USPC ..... **D21/211; D21/662**

(58) **Field of Classification Search**

USPC ..... 482/106, 51, 93, 109, 110, 139, 142,  
482/148, 44, 45, 46, 141, 95, 50, 129, 127,  
482/108; D21/680, 798, 692, 662, 804,  
D21/686, 671, 691, 682, 694, 687, 654, 487,  
D21/679, 684, 688, 412, 685, 400, 791, 725,  
D21/386; D24/188, 211, 141, 215, 190,  
D24/200, 231, 106, 171; D30/160, 119;  
D6/601, 598, 604, 691.4, 597, 348,  
D6/361, 596, 606; 601/112, 121, 122, 46,  
601/15, 19, 120, 134, 135, 131; 220/4.07,  
220/4.24, 4.27, 666; D3/307, 290, 299,  
D3/289, 287, 254, 246; 473/256, 519, 549,  
473/558, 559, 564, 118, 457, 219, 513, 560,  
473/568, 409

CPC ..... A63B 21/4035; A63B 21/0552; A63B  
23/0211; A63B 23/12; A63B 2210/50; A63B  
21/0557; A63B 21/0004; Y10S 482/907;  
A61H 15/0092; A61H 15/00; A61H  
2201/1284; A61H 1/0244; A61H 1/0292;  
A61H 2015/0014; A61H 1/0237

See application file for complete search history.

(56) **References Cited**

U.S. PATENT DOCUMENTS

D417,319 S *	11/1999	Weiss, Jr. ....	D30/119
6,129,687 A *	10/2000	Powell .....	A61H 15/02 220/4.07
D469,135 S *	1/2003	Bell .....	D21/662
D485,661 S *	1/2004	Harris .....	D1/122
D573,262 S *	7/2008	Soucy .....	D24/211
D637,244 S *	5/2011	Davis .....	D21/662
D657,830 S *	4/2012	Guarrasi .....	D21/662
D660,450 S *	5/2012	Johnson .....	D24/215
D693,934 S *	11/2013	Lin .....	D24/215
D700,346 S *	2/2014	Palizzi .....	D24/211
D713,050 S *	9/2014	Kao .....	D24/211

(Continued)

OTHER PUBLICATIONS

High Density Foam Roller by Fitvana dated Jun. 3, 2015. Found online [Jan. 20, 2016] [http://www.amazon.com/Density-Roller-Featuring-Pending-Technology/dp/B00TCM0JD0/ref=cm\\_cr\\_pr\\_product\\_top?ie=UTF8#Ask.\\*](http://www.amazon.com/Density-Roller-Featuring-Pending-Technology/dp/B00TCM0JD0/ref=cm_cr_pr_product_top?ie=UTF8#Ask.*)

*Primary Examiner* — Robert M Spear

*Assistant Examiner* — Ryan Harvey

(74) *Attorney, Agent, or Firm* — Justin Lampel

(57)

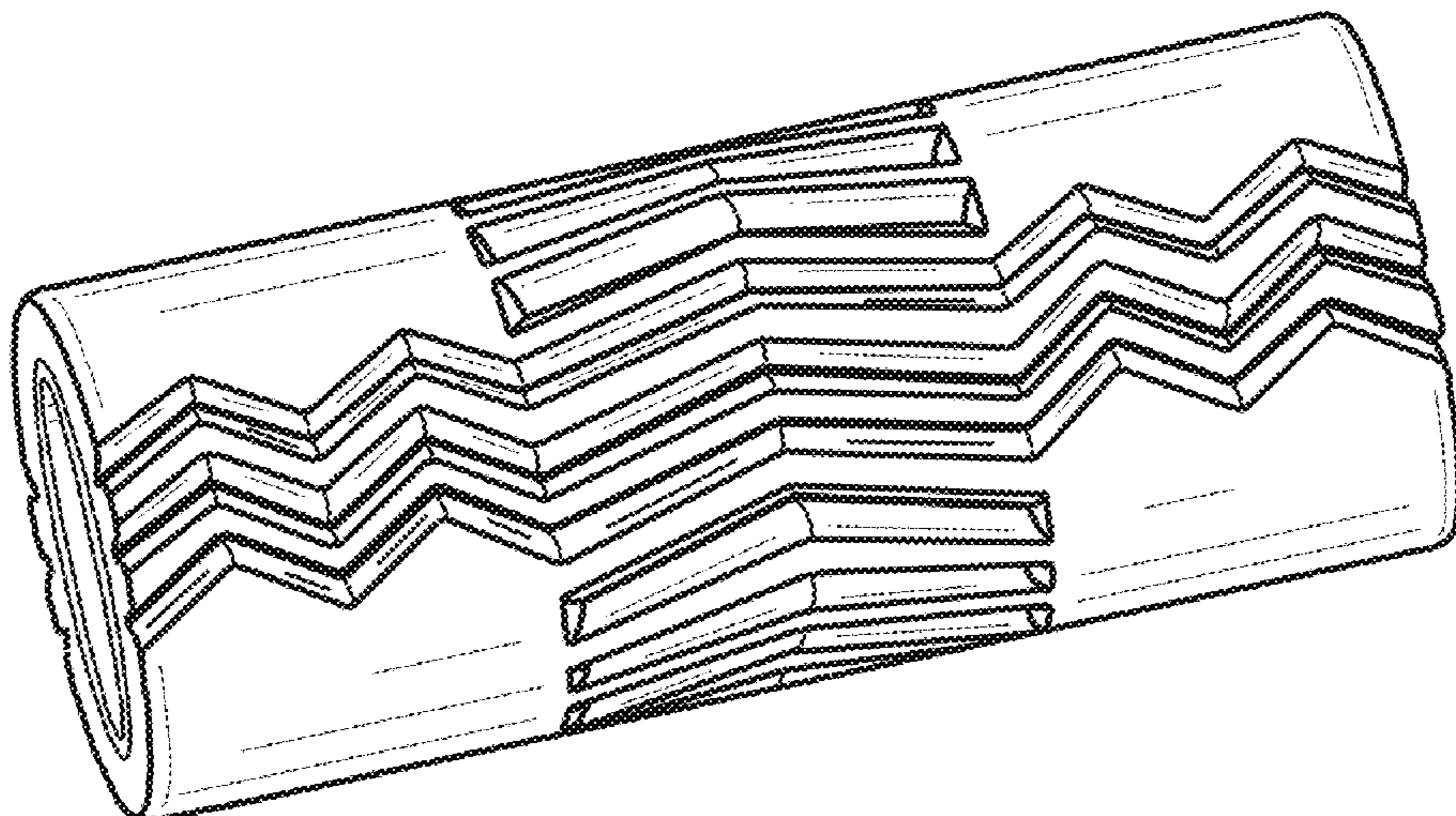
**CLAIM**

The ornamental design for a foam roller, as shown and described.

**DESCRIPTION**

FIG. 1 is a front perspective view of the foam roller;  
FIG. 2 is a top view of the foam roller;  
FIG. 3 is a bottom view of the foam roller;  
FIG. 4 is a front view of the foam roller;  
FIG. 5 is a back view of the foam roller;  
FIG. 6 is a first side view of the foam roller; and,  
FIG. 7 is a second side view of the foam roller.  
The broken lines in the drawings represent unclaimed environmental subject matter and form no part of the claim.

**1 Claim, 2 Drawing Sheets**



# US D755,304 S

Page 2

---

(56)

## References Cited

### U.S. PATENT DOCUMENTS

D714,952 S \* 10/2014 Gonglach ..... D24/211  
D737,456 S \* 8/2015 McDonough ..... D24/211  
9,144,701 B2 \* 9/2015 Chen ..... A63B 21/00047

2005/0215928 A1\* 9/2005 Banks ..... A61H 15/0092  
601/112  
2011/0300995 A1\* 12/2011 Castiglione ..... A61H 15/0092  
482/51

\* cited by examiner

FIG. 1

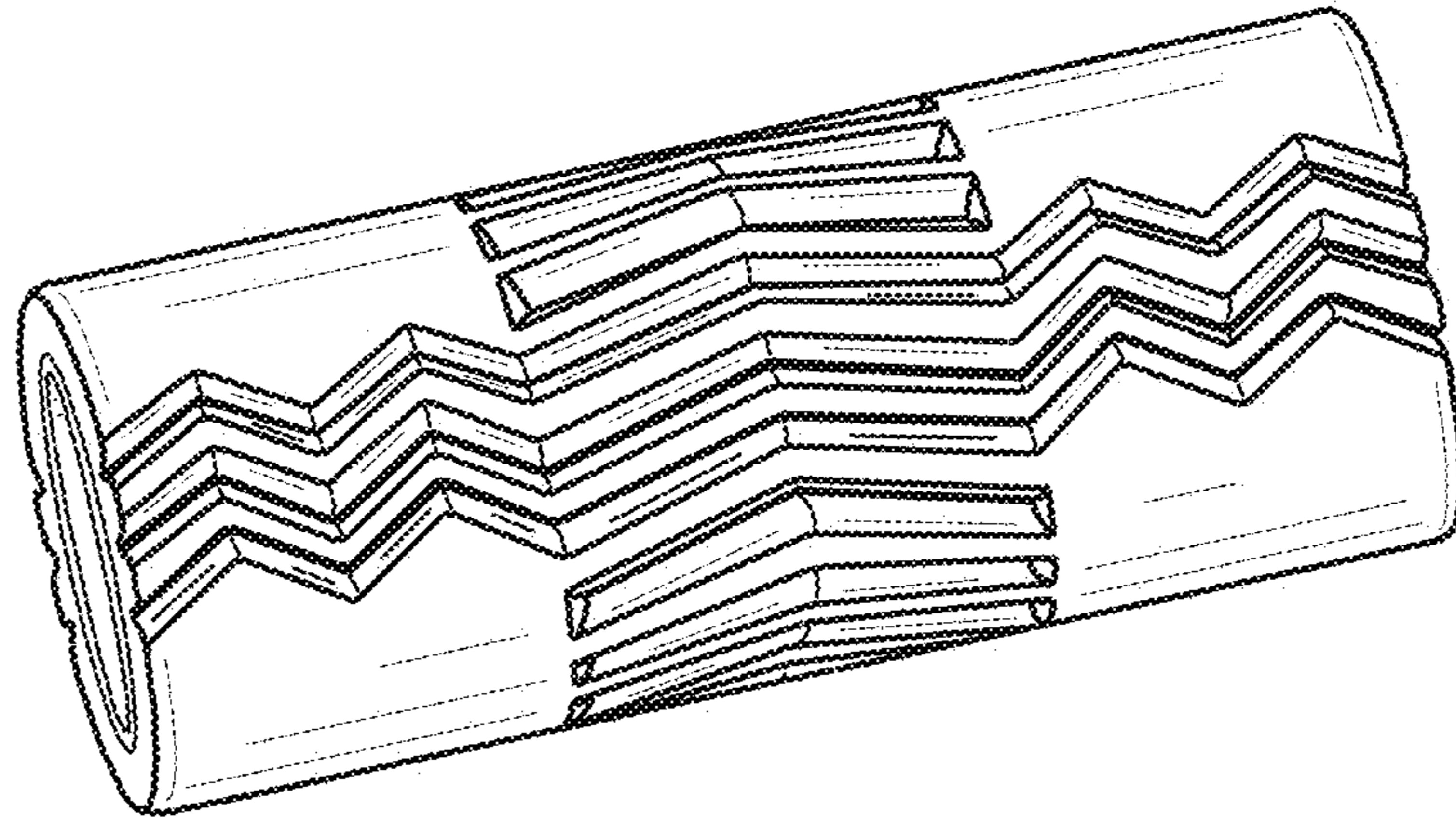


FIG. 2

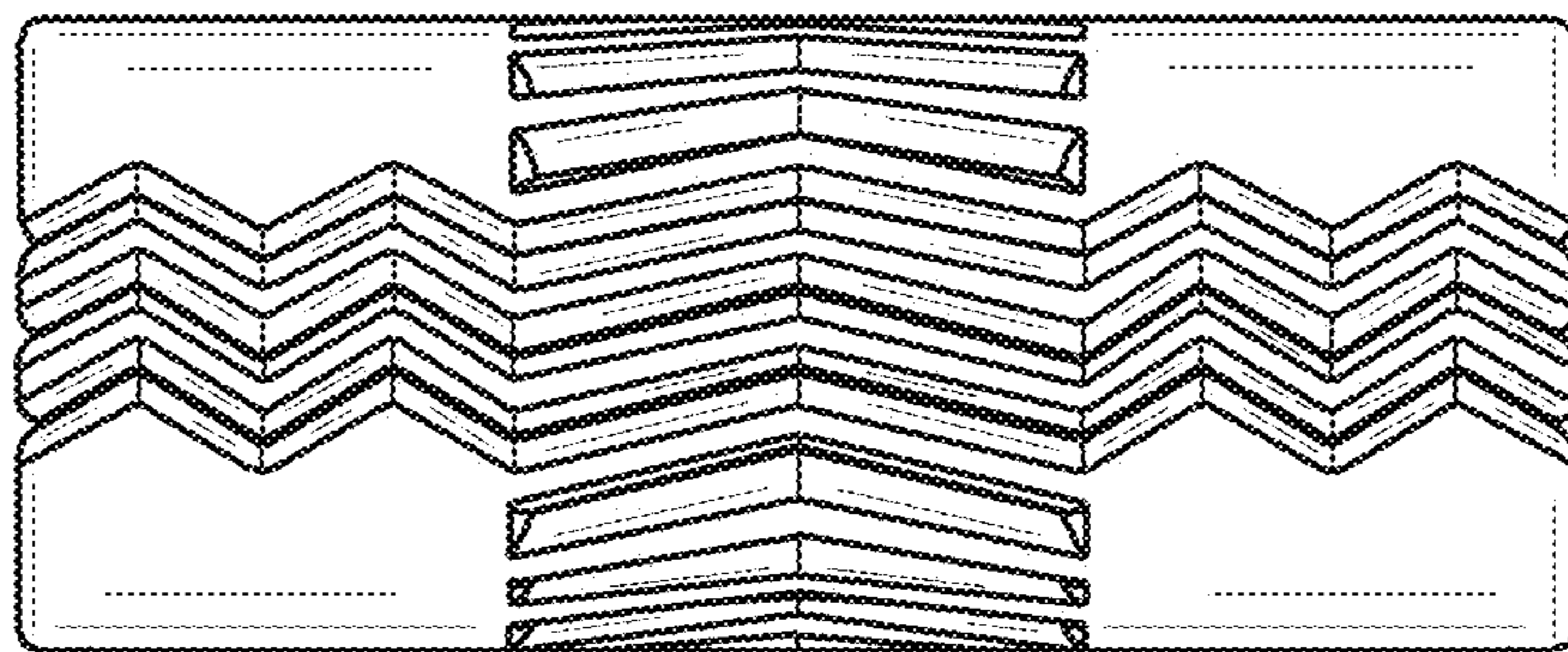


FIG. 3

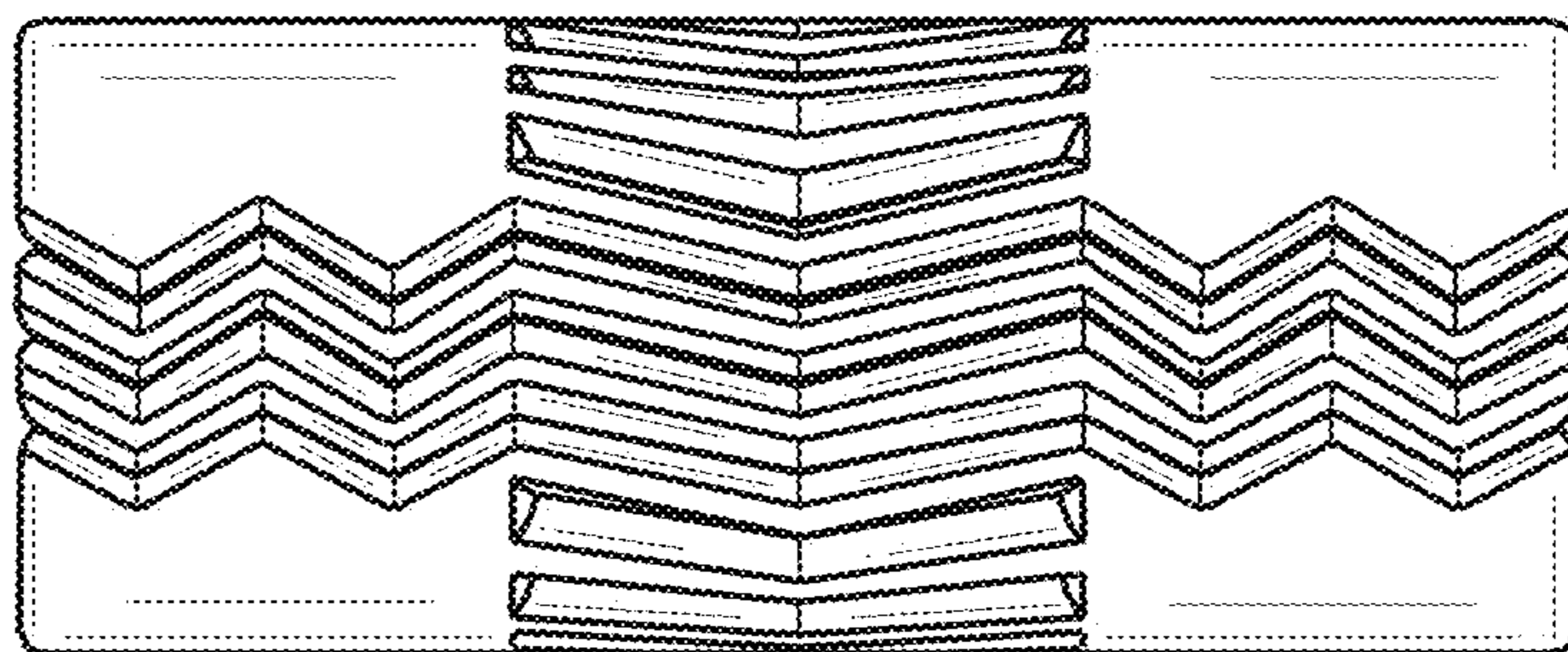




FIG. 4

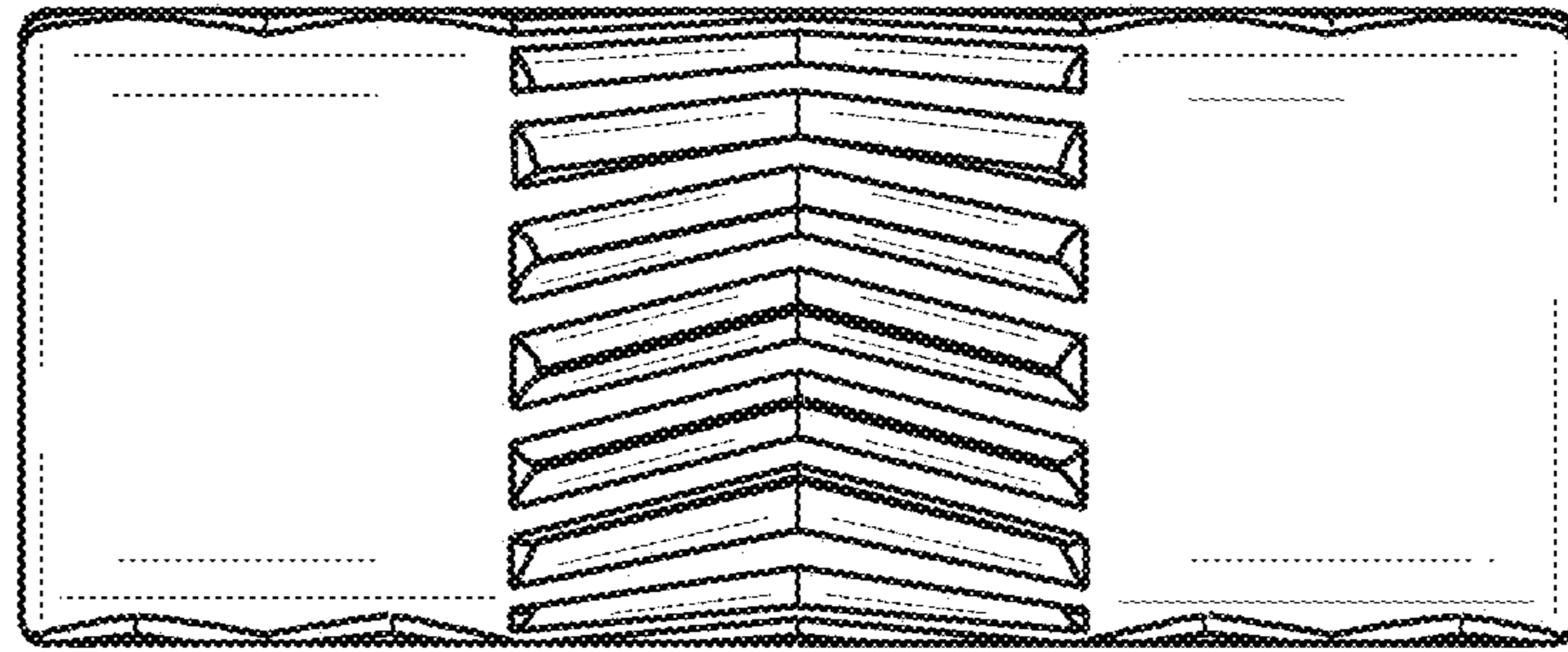


FIG. 5

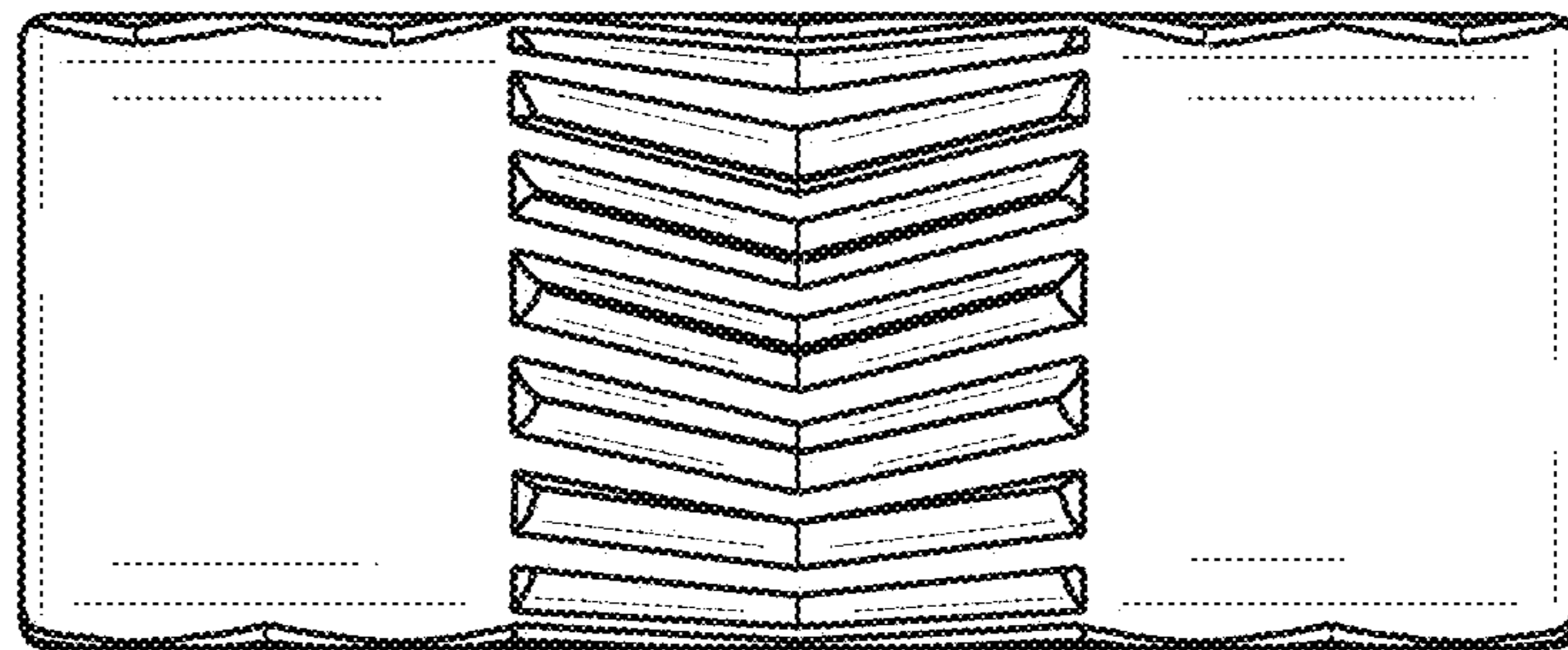


FIG. 6

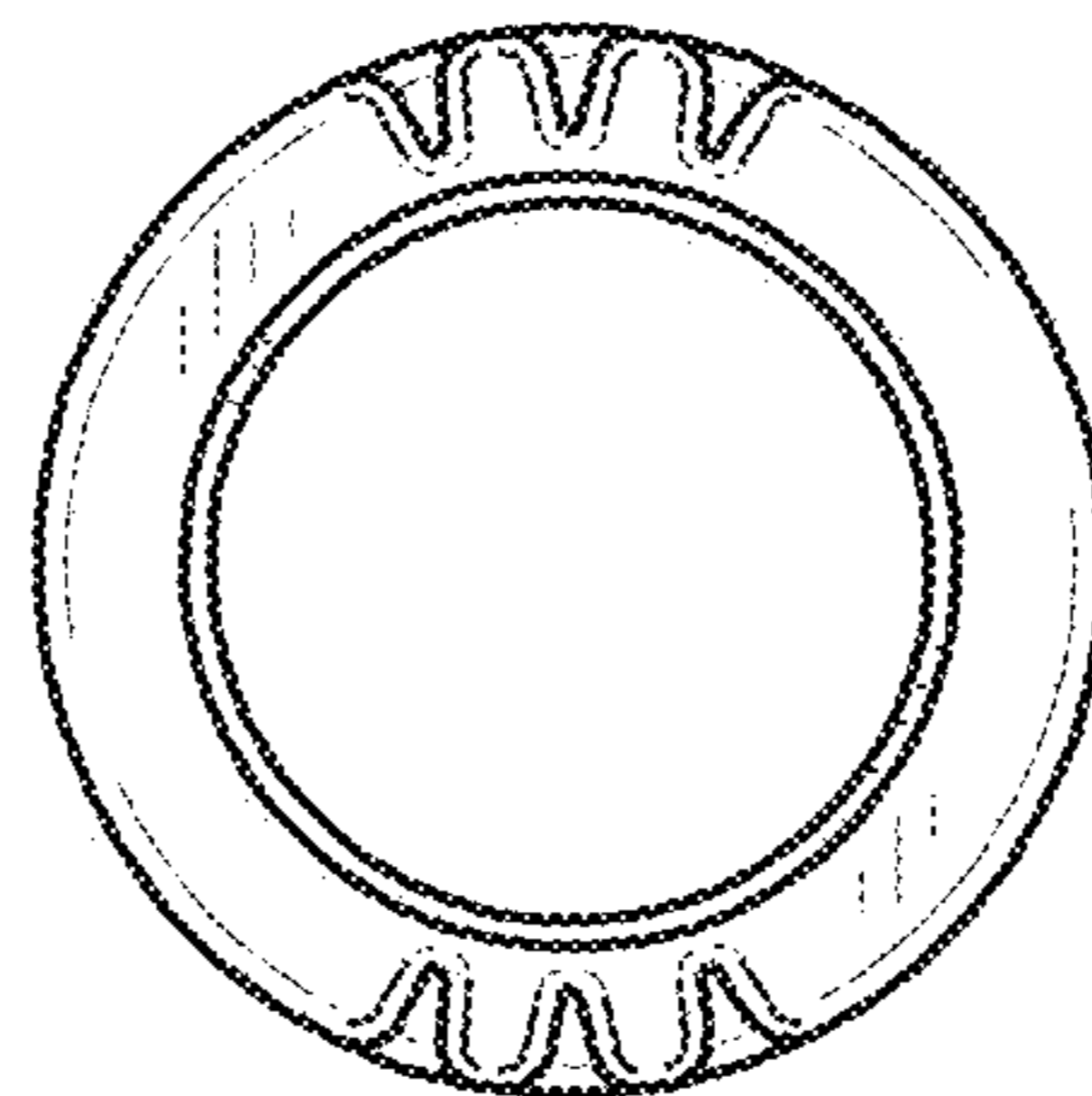


FIG. 7

