



US00D755287S

(12) **United States Design Patent**
Bahn

(10) **Patent No.:** **US D755,287 S**
(45) **Date of Patent:** **** May 3, 2016**

(54) **TETRAHEDRAL CHART OF THE 4 COMMONLY OCCURRING RNA BASES**

(71) Applicant: **Peter Richard Bahn**, Mt. Vernon, IL (US)

(72) Inventor: **Peter Richard Bahn**, Mt. Vernon, IL (US)

(**) Term: **14 Years**

(21) Appl. No.: **29/474,894**

(22) Filed: **Mar. 9, 2015**

(51) **LOC (10) Cl.** **19-07**

(52) **U.S. Cl.**
USPC **D19/62**

(58) **Field of Classification Search**
USPC D19/59-64; D11/142, 131; 434/135, 434/295, 403, 282, 298; D21/373, 505; 273/156, 242, 146, 306, 157 R; D20/10; D8/354; D10/109.1; 345/420; 446/115, 118; 40/107; 229/108, 115
CPC A63H 33/16; A63H 33/08; A63F 9/12; A63F 9/0415; A63F 3/00176; A63F 9/1204; G09B 23/26; G09B 29/003; G09B 23/24; B60Q 7/005; B42D 5/04; G06T 9/001
See application file for complete search history.

5,409,235 A * 4/1995 Ameri A63F 3/00176 273/242

5,695,342 A * 12/1997 Schaper G09B 29/003 434/135

6,106,017 A * 8/2000 Johnson B42D 5/04 40/107

6,152,797 A * 11/2000 David A63H 33/08 446/115

6,361,324 B1 * 3/2002 Possidento G09B 23/24 434/282

D457,833 S * 5/2002 Juan D11/131

6,718,290 B1 * 4/2004 Szymczak G06T 9/001 345/420

D514,971 S * 2/2006 Burch D10/109.1

D551,116 S * 9/2007 Devory, Jr. D11/131

D574,293 S * 8/2008 Devory, Jr. D11/131

D603,245 S * 11/2009 Bucci D8/354

D604,364 S * 11/2009 Liebhaber D19/62

D607,938 S * 1/2010 Liebhaber D20/10

8,061,713 B2 * 11/2011 Cook A63F 9/1204 273/156

D653,290 S * 1/2012 Han D21/373

D660,685 S * 5/2012 Bucci D21/505

D705,352 S * 5/2014 Markov D19/62

D721,005 S * 1/2015 Bahn D11/142

* cited by examiner

Primary Examiner — T. Chase Nelson

Assistant Examiner — Mark Cavanna

(74) *Attorney, Agent, or Firm* — Peter R. Bahn

(57) **CLAIM**

The ornamental design for a tetrahedral chart of the 4 commonly occurring RNA bases, as shown and described.

(56) **References Cited**

U.S. PATENT DOCUMENTS

1,292,188 A * 1/1919 Wheller A63H 33/16 229/108

3,565,442 A * 2/1971 Klein A63F 9/12 273/157 R

4,345,761 A * 8/1982 China A63F 9/0415 434/403

4,702,704 A * 10/1987 Fujimoto G09B 23/26 434/295

4,794,024 A * 12/1988 Crowell G09F 1/06 446/148

5,145,175 A * 9/1992 Gathman A63F 9/0415 273/306

5,224,708 A * 7/1993 Gathman A63F 9/0415 273/146

5,337,947 A * 8/1994 Eskandry B60Q 7/005 229/115

DESCRIPTION

FIG. 1 is a front view of the tetrahedral chart of the 4 commonly occurring RNA bases.

FIG. 2 is a back view of the tetrahedral chart.

FIG. 3 is a right view of the tetrahedral chart.

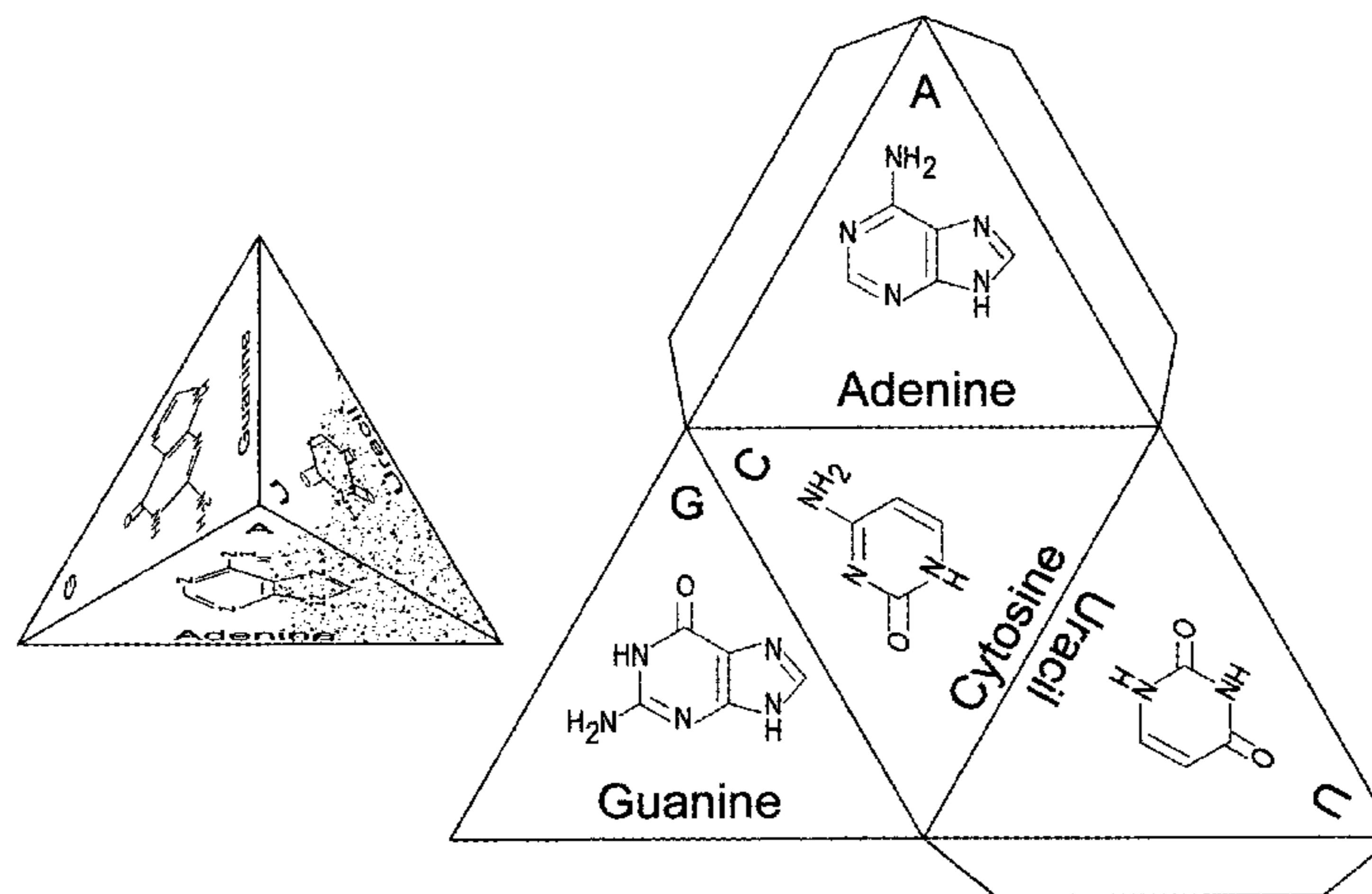
FIG. 4 is a left view of the tetrahedral chart.

FIG. 5 is a top view of the tetrahedral chart.

FIG. 6 is a bottom view of the tetrahedral chart; and,

FIG. 7 is an unfolded cut-and assemble pattern of the tetrahedral chart of the 4 commonly occurring RNA bases shown in FIGS. 1-6.

1 Claim, 4 Drawing Sheets



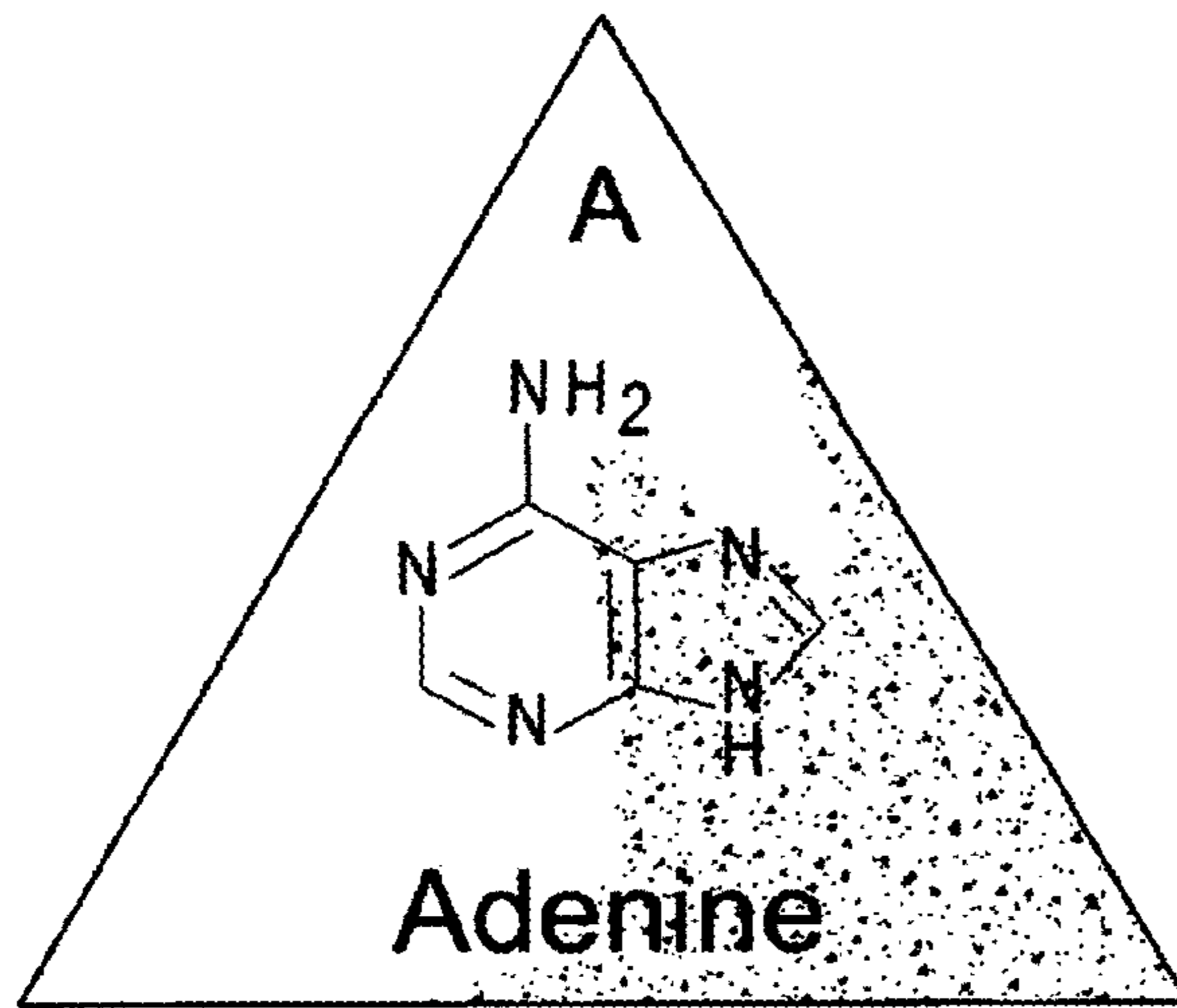


Fig. 1

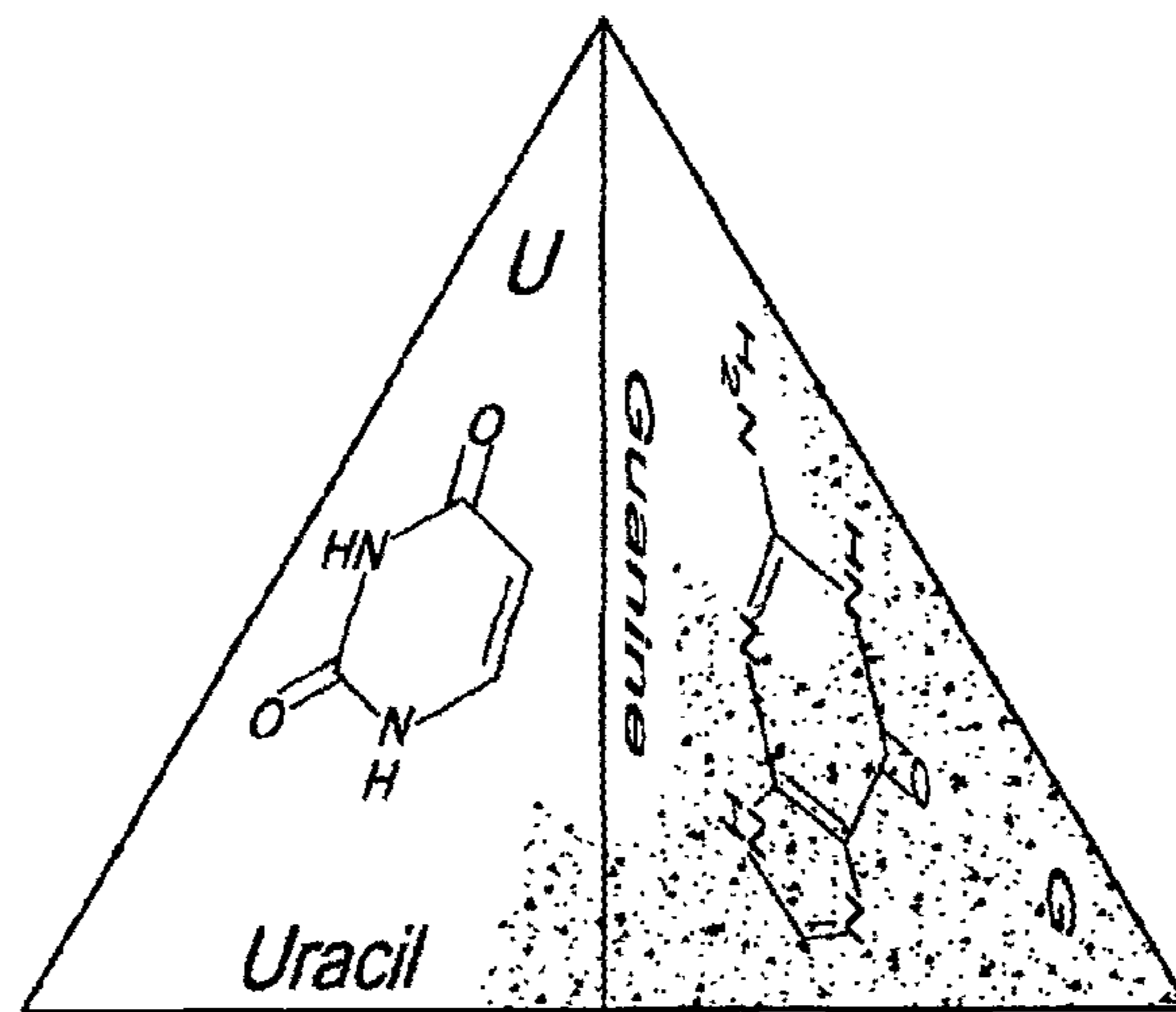


Fig. 2

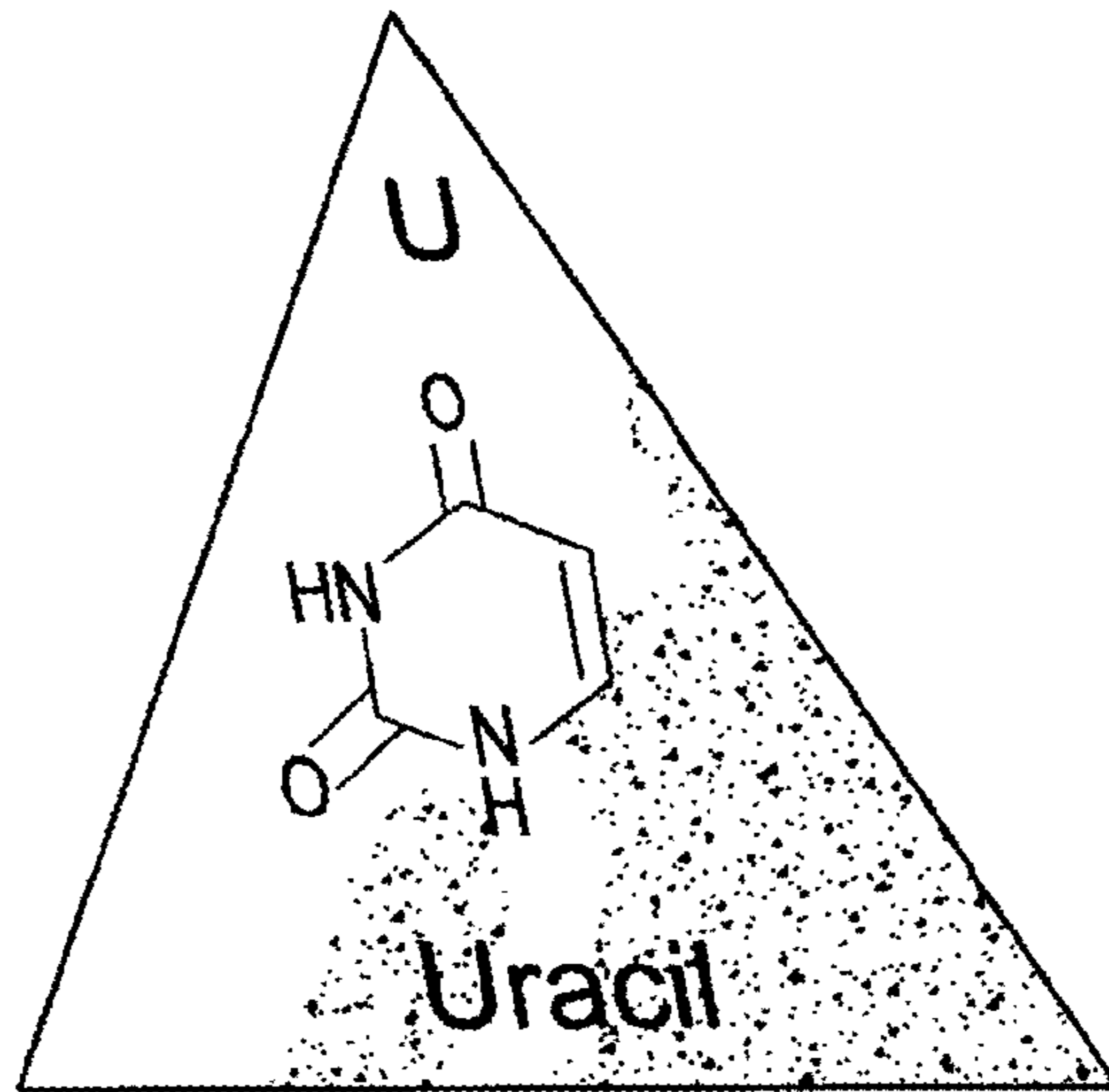


Fig.3

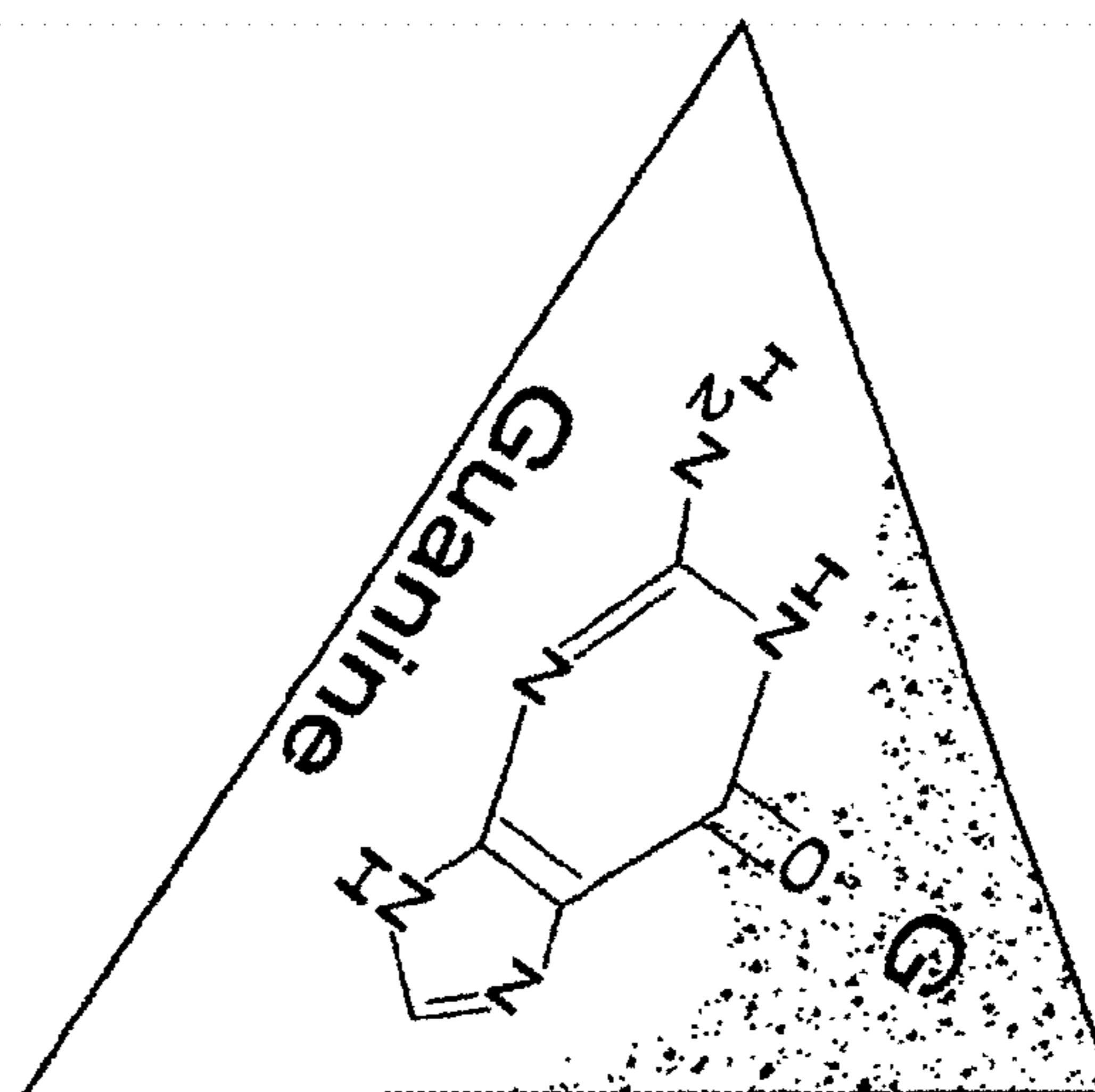


Fig.4

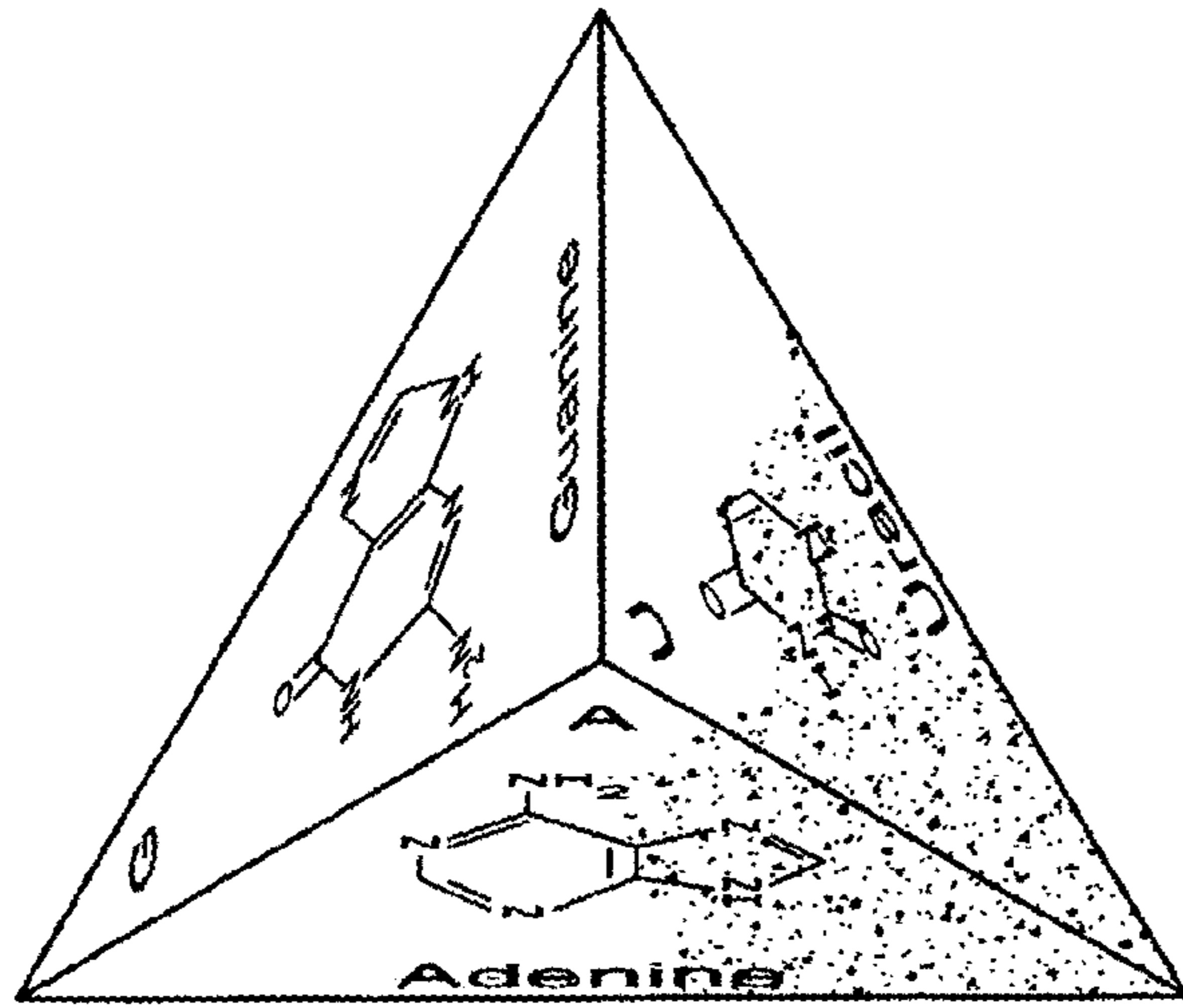


Fig.5

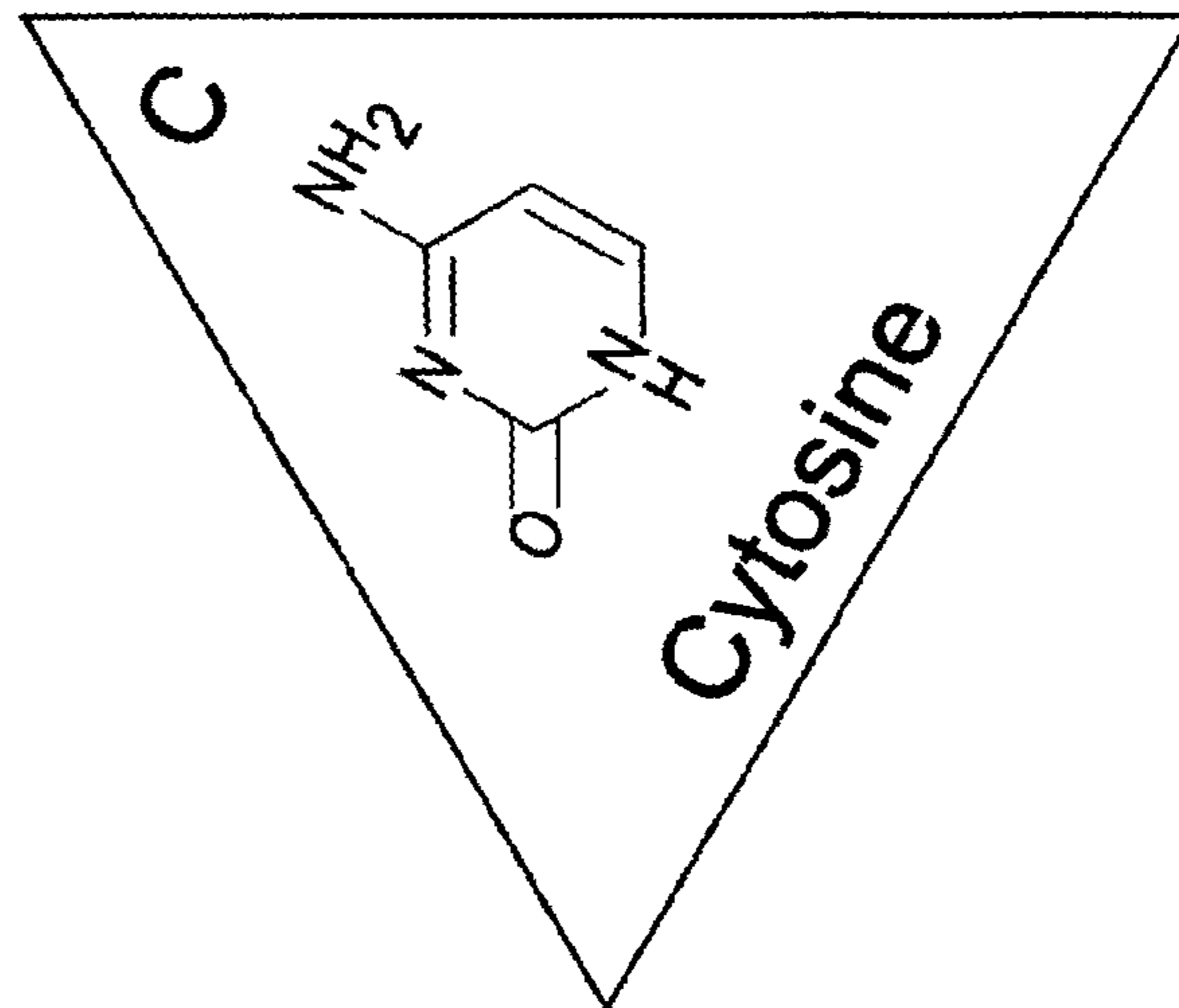


Fig.6

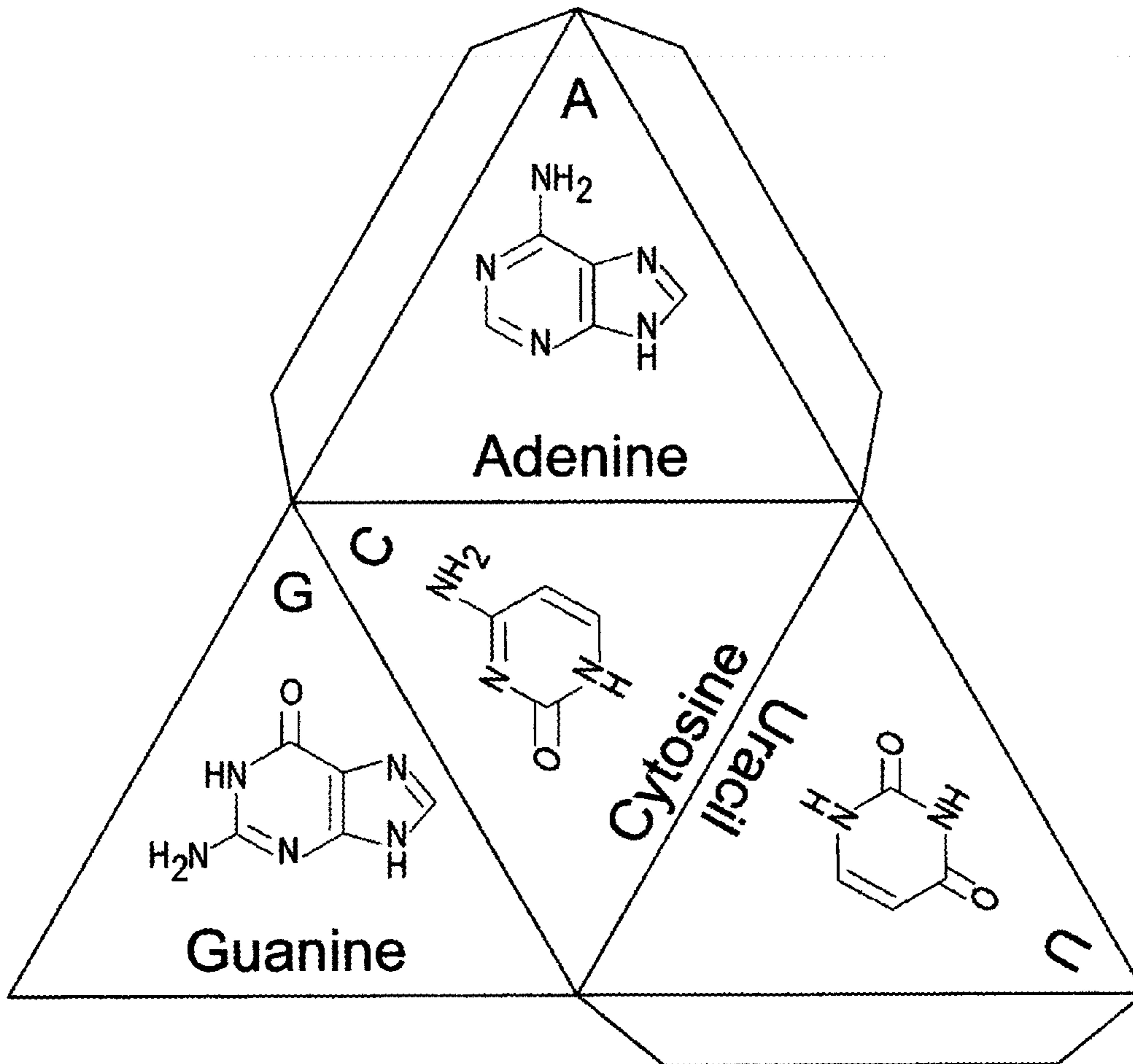


Fig.7