



US00D755282S

(12) **United States Design Patent**
Moss

(10) **Patent No.:** **US D755,282 S**
(45) **Date of Patent:** **** May 3, 2016**

(54) **PAIR OF SUNGLASS LENS COVERS**

D556,228 S 11/2007 Lam
D712,958 S * 9/2014 Moss D16/300
D720,797 S * 1/2015 Stables D16/300

(71) Applicant: **J Moss**, Roswell, GA (US)

(72) Inventor: **J Moss**, Roswell, GA (US)

(**) Term: **14 Years**

(21) Appl. No.: **29/497,761**

(22) Filed: **Jul. 29, 2014**

Related U.S. Application Data

(62) Division of application No. 29/433,234, filed on Sep. 27, 2012, now Pat. No. Des. 712,958.

(51) **LOC (10) Cl.** **16-06**

(52) **U.S. Cl.**
USPC **D16/341**; D16/101

(58) **Field of Classification Search**
USPC D16/100, 101, 134, 136, 300, 306, 309,
D16/312, 341, 338, 323, 336, 326, 325, 235,
D16/327, 330; D8/24, 25, 16, 86, 94, 307,
D8/308, 58; D24/157, 206; D29/105-107,
D29/109; D7/653; D1/128, 127, 129, 199,
D1/122, 130; D2/705, 737
CPC G02C 11/12; G02C 7/02; G02C 7/16;
G02C 9/00

See application file for complete search history.

(56) **References Cited**

U.S. PATENT DOCUMENTS

D185,059 S * 5/1959 Behr D16/309
D185,341 S * 6/1959 Behr D16/309
D187,299 S * 2/1960 Behr D16/309
D366,273 S * 1/1996 Rucker D16/306
D368,732 S * 4/1996 Lei D16/326
D425,087 S * 5/2000 Sivalelli D16/101
D469,459 S * 1/2003 Moritz D16/326

OTHER PUBLICATIONS

Notice of Allowance including Notice of References Cited dated Jun. 17, 2014 for Design U.S. Appl. No. 29/433,234.

* cited by examiner

Primary Examiner — Robert M Spear

Assistant Examiner — Eliza Bennett-Hattan

(74) *Attorney, Agent, or Firm* — Mathew L. Grell; Grell & Watson Patent Attorneys

(57) **CLAIM**

The ornamental design for a pair of sunglass lens covers, as shown and described.

DESCRIPTION

FIG. 1 is a perspective view of a pair of sunglass lens covers showing my new design being applied to the left lens of a pair of sunglasses;

FIG. 2 is a front view of the pair of sunglass lens covers of FIG. 1 shown applied to a pair of sunglasses;

FIG. 3 is a top view of the pair of sunglass lens covers of FIG. 1;

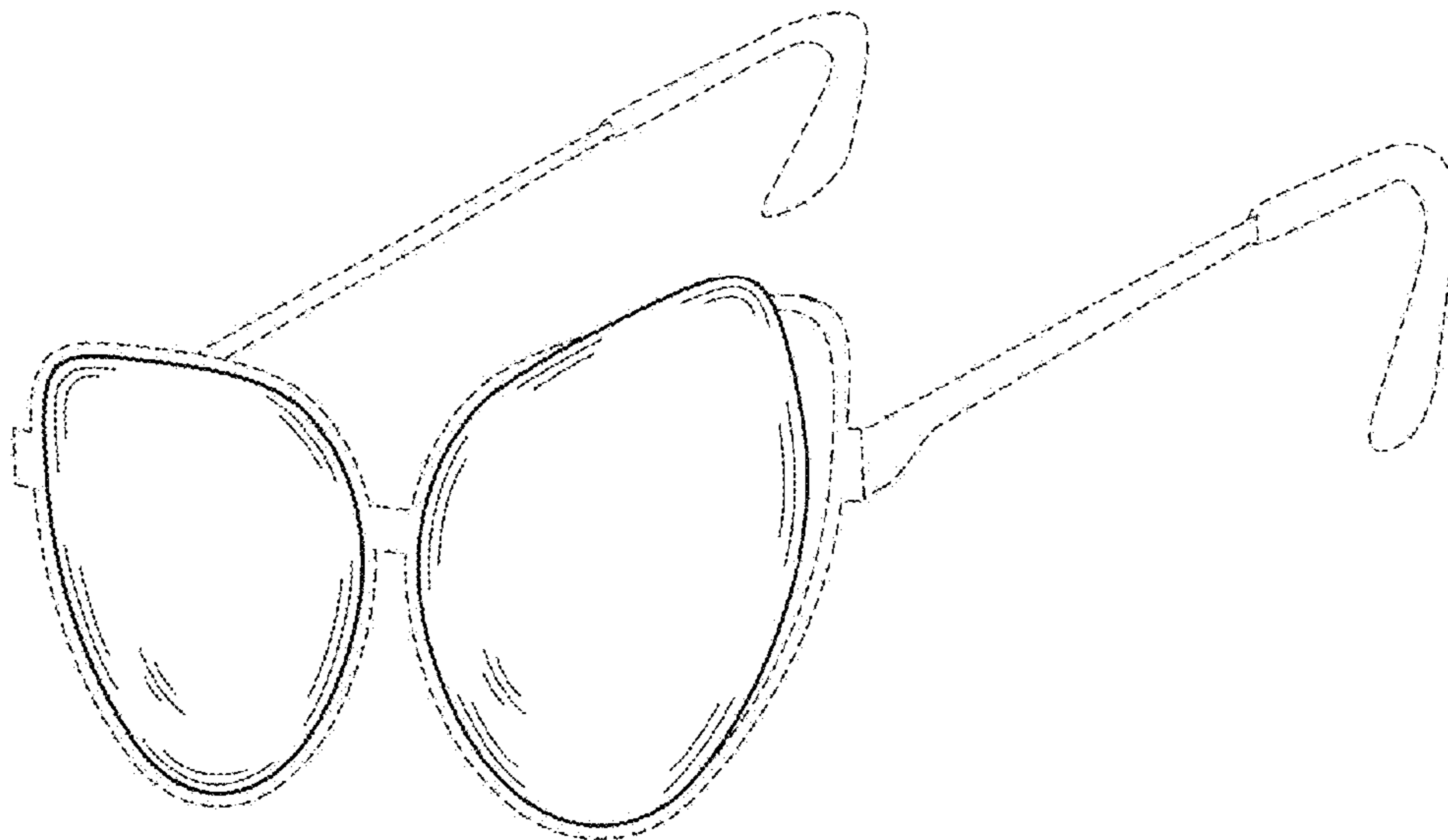
FIG. 4 is a bottom view of the pair of sunglass lens covers of FIG. 1;

FIG. 5 is a left side view of a single lens of the pair of sunglass lens covers of FIG. 1; and,

FIG. 6 is a right side view of a single lens of the pair of sunglass lens covers of FIG. 1.

The broken lines shown in FIGS. 1-6 represent the portions of the design which form no part of the claim.

1 Claim, 3 Drawing Sheets



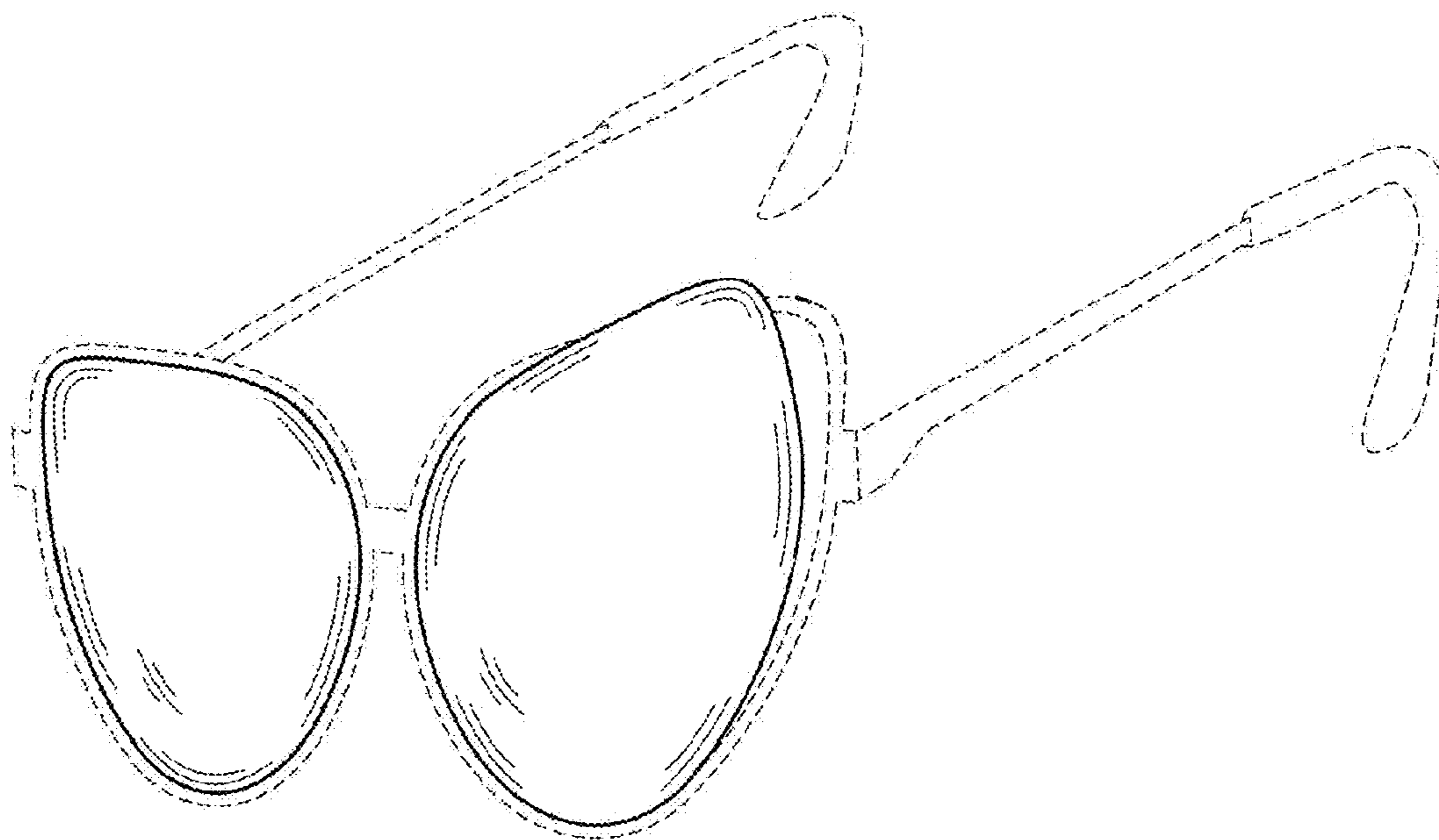


FIG. 1

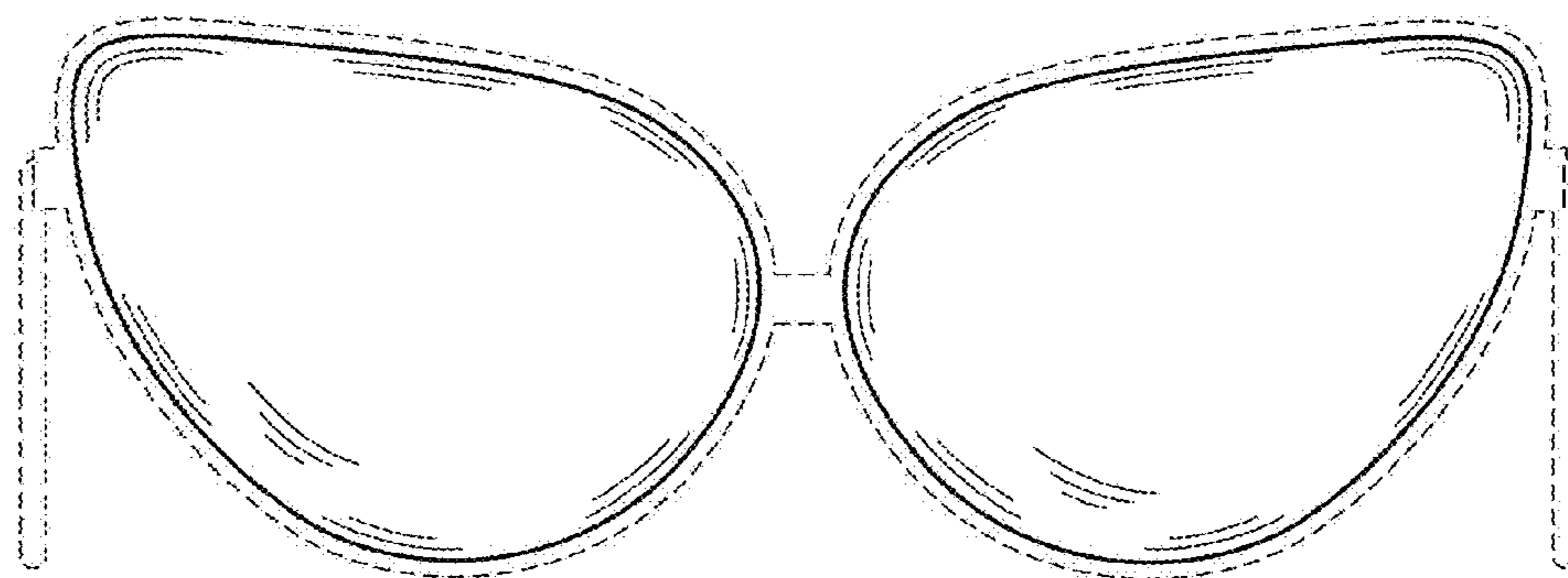


FIG. 2

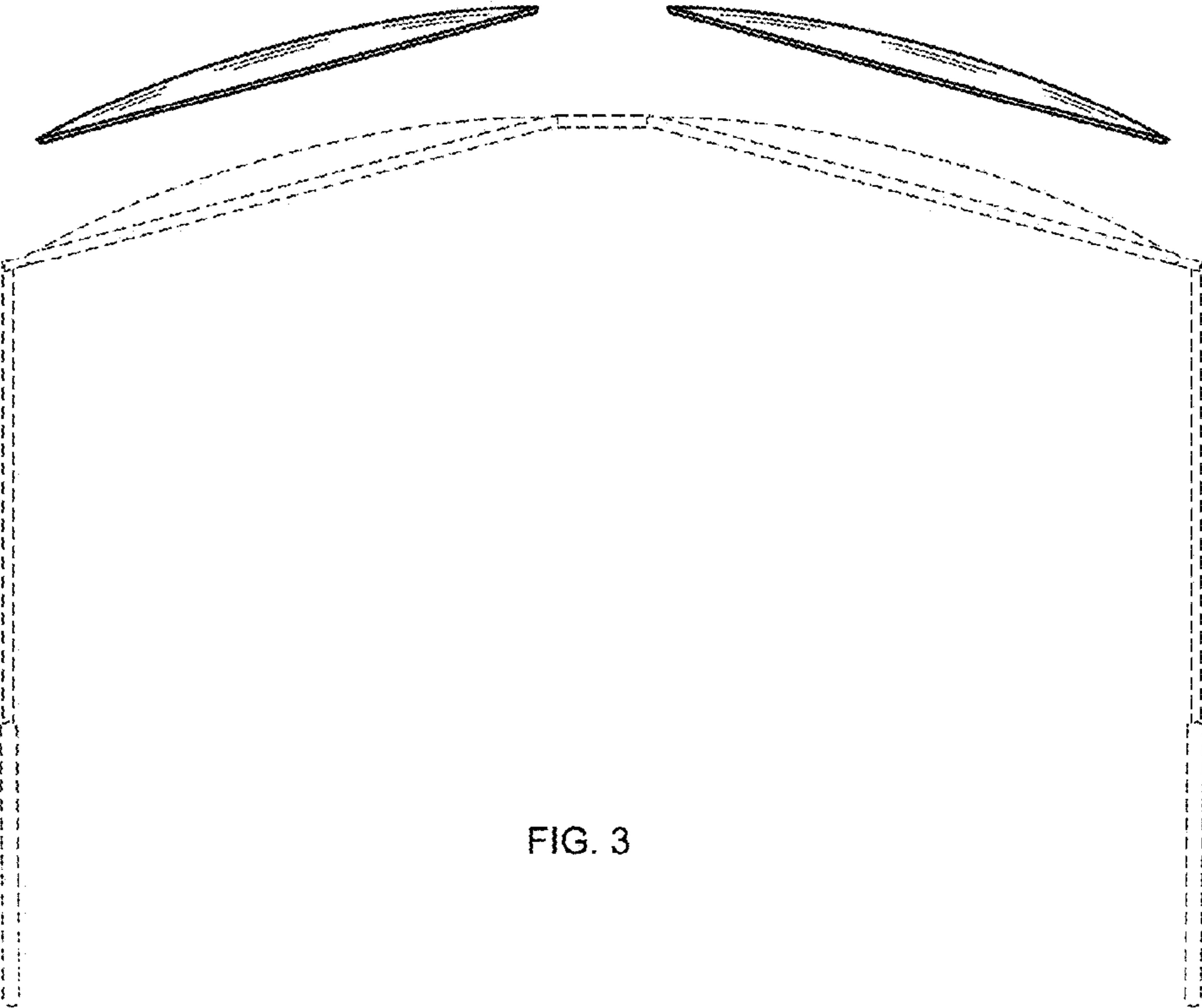


FIG. 3




FIG. 4



FIG. 5

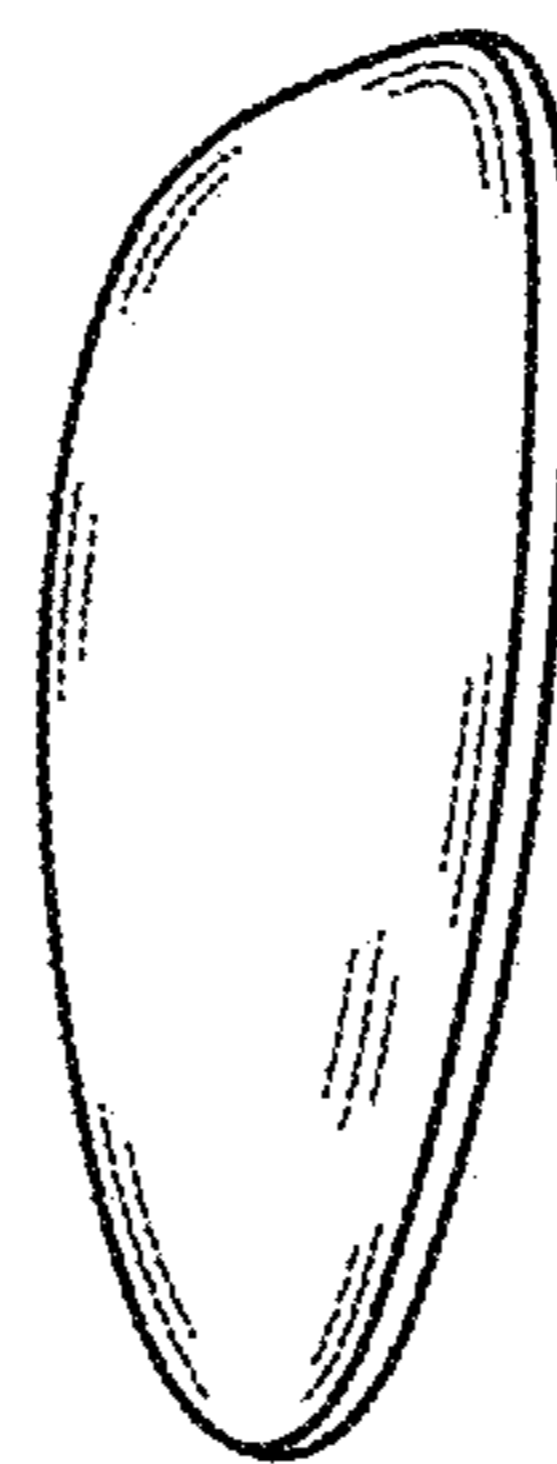


FIG. 6