



US00D755277S

(12) **United States Design Patent**
Söhnholz

(10) **Patent No.:** **US D755,277 S**

(45) **Date of Patent:** **** May 3, 2016**

(54) **CAMERA RECEIVER**

(71) Applicant: **Sennheiser electronic GmbH & Co. KG, Wedemark (DE)**

(72) Inventor: **Gerd Söhnholz, Essel (DE)**

(73) Assignee: **Sennheiser electronic GmbH & Co. KG, Wedemark (DE)**

(**) Term: **14 Years**

(21) Appl. No.: **29/504,561**

(22) Filed: **Oct. 7, 2014**

(30) **Foreign Application Priority Data**

Apr. 7, 2014 (DE) 40 2014 000 927

(51) **LOC (10) Cl.** **14-01**

(52) **U.S. Cl.**
USPC **D16/237; D14/226**

(58) **Field of Classification Search**
USPC D14/225, 226, 358; D16/219, 237-245;
345/163; 396/419, 420, 421, 422, 423,
396/428, 530

See application file for complete search history.

(56) **References Cited**

U.S. PATENT DOCUMENTS

D507,261 S * 7/2005 Griffin D14/226
D544,487 S * 6/2007 Hussaini et al. D14/434

D594,050 S * 6/2009 Gartner et al. D16/237
7,563,040 B2 * 7/2009 Tsai et al. 396/428
D658,163 S * 4/2012 Iikura D14/225
D695,295 S * 12/2013 Chumanov et al. D14/433
D719,140 S * 12/2014 Sanhui D14/225
2008/0152337 A1 * 6/2008 Gartner et al. 396/428
2008/0231597 A1 * 9/2008 Lu 345/163
2014/0334080 A1 * 11/2014 Kurle 361/679.01

FOREIGN PATENT DOCUMENTS

JP D1077099 * 7/2000

* cited by examiner

Primary Examiner — Susan Bennett Hattan

Assistant Examiner — Leanne Was

(74) *Attorney, Agent, or Firm* — Frommer Lawrence & Haug LLP

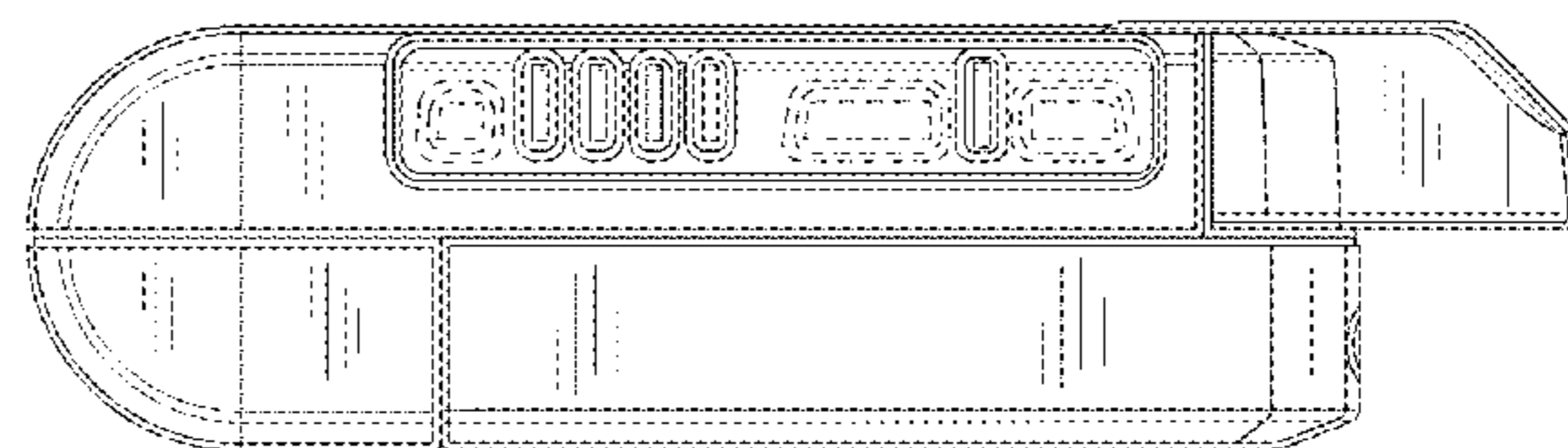
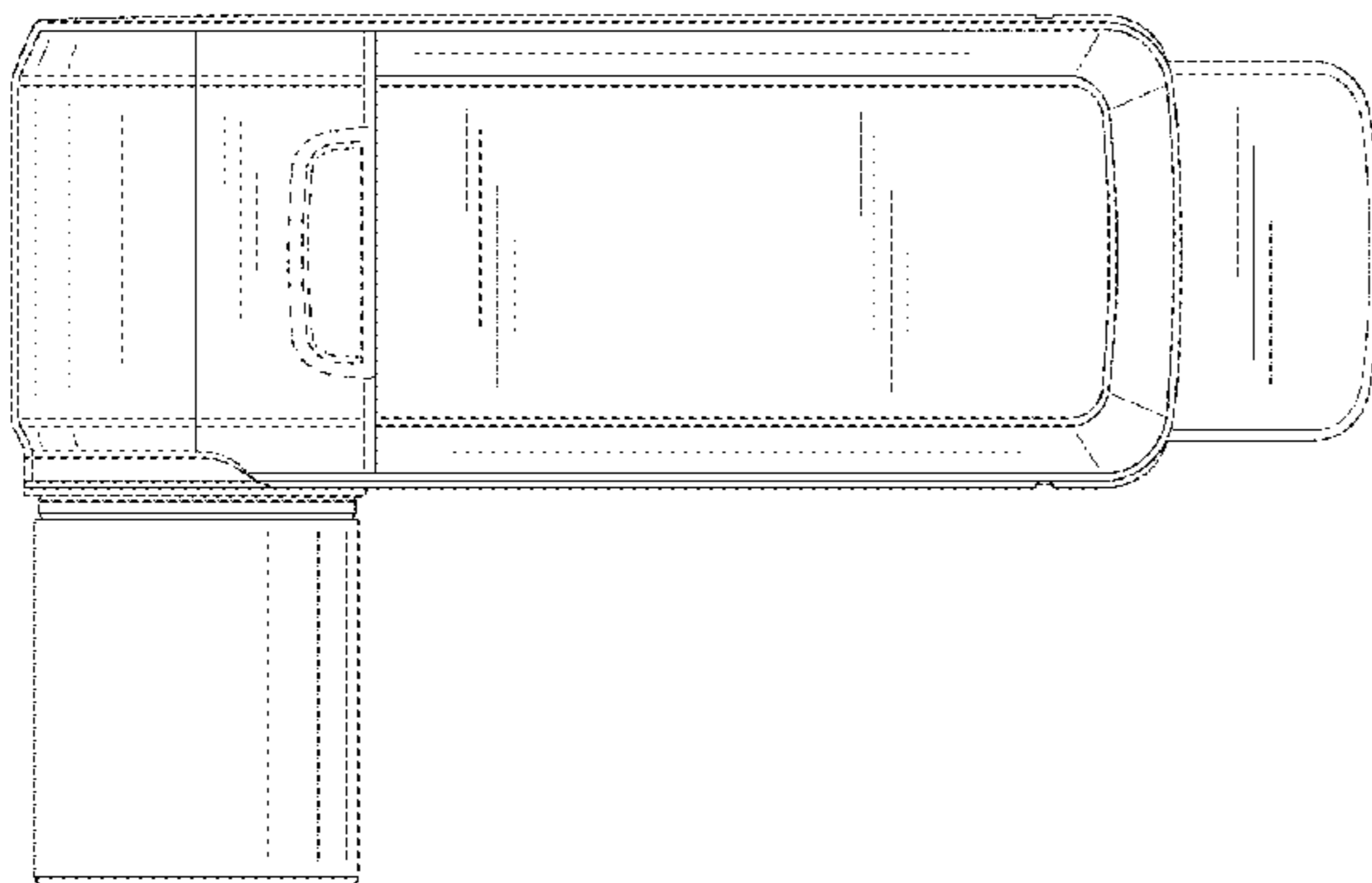
(57) **CLAIM**

The ornamental design for a camera receiver, as shown and described.

DESCRIPTION

FIG. 1 is a bottom view of a camera receiver.
FIG. 2 is a front view of the camera receiver.
FIG. 3 is a left side view of the camera receiver.
FIG. 4 is a rear view of the camera receiver.
FIG. 5 is a top view of the camera receiver; and,
FIG. 6 is a right side view of the camera receiver.
The broken lines in the drawing depict portions of the camera receiver that form no part of the claimed design.

1 Claim, 6 Drawing Sheets






Fig. 1

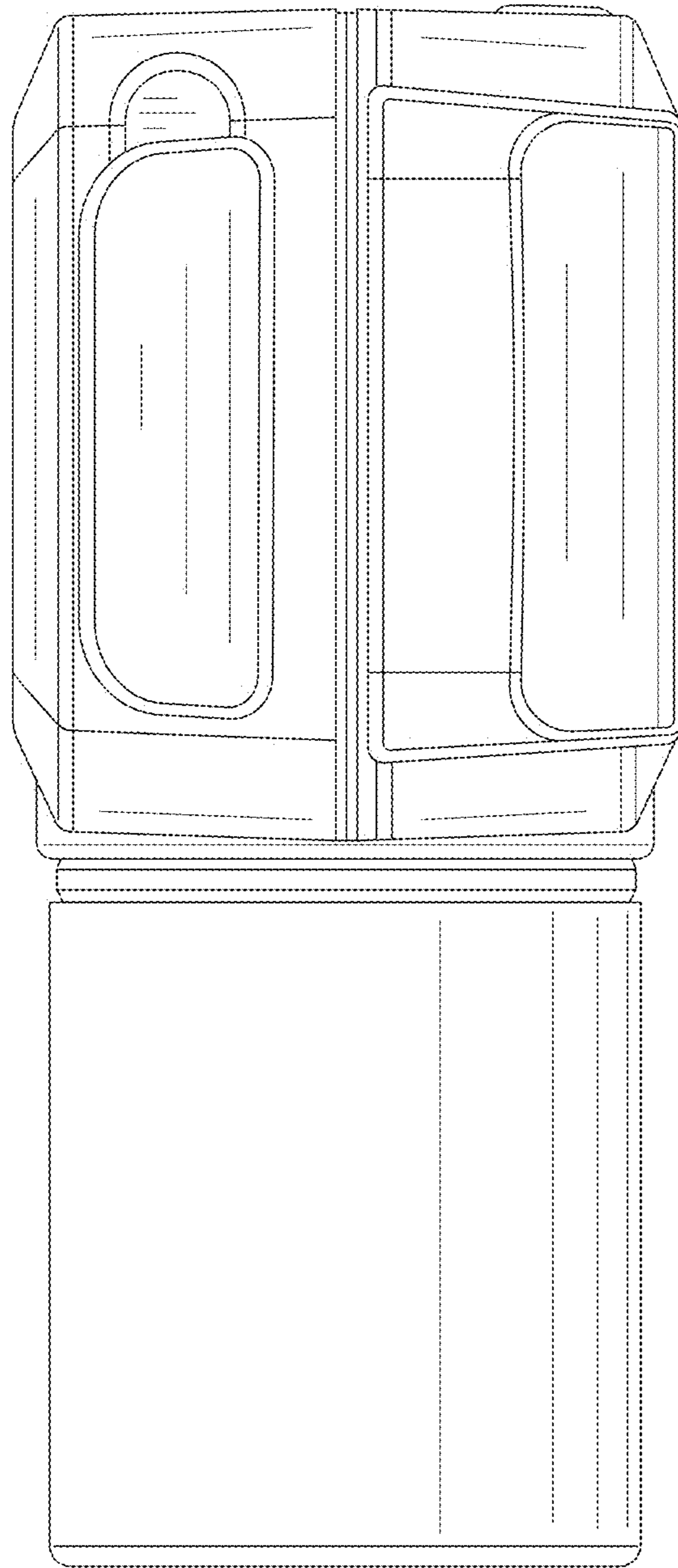


Fig. 2

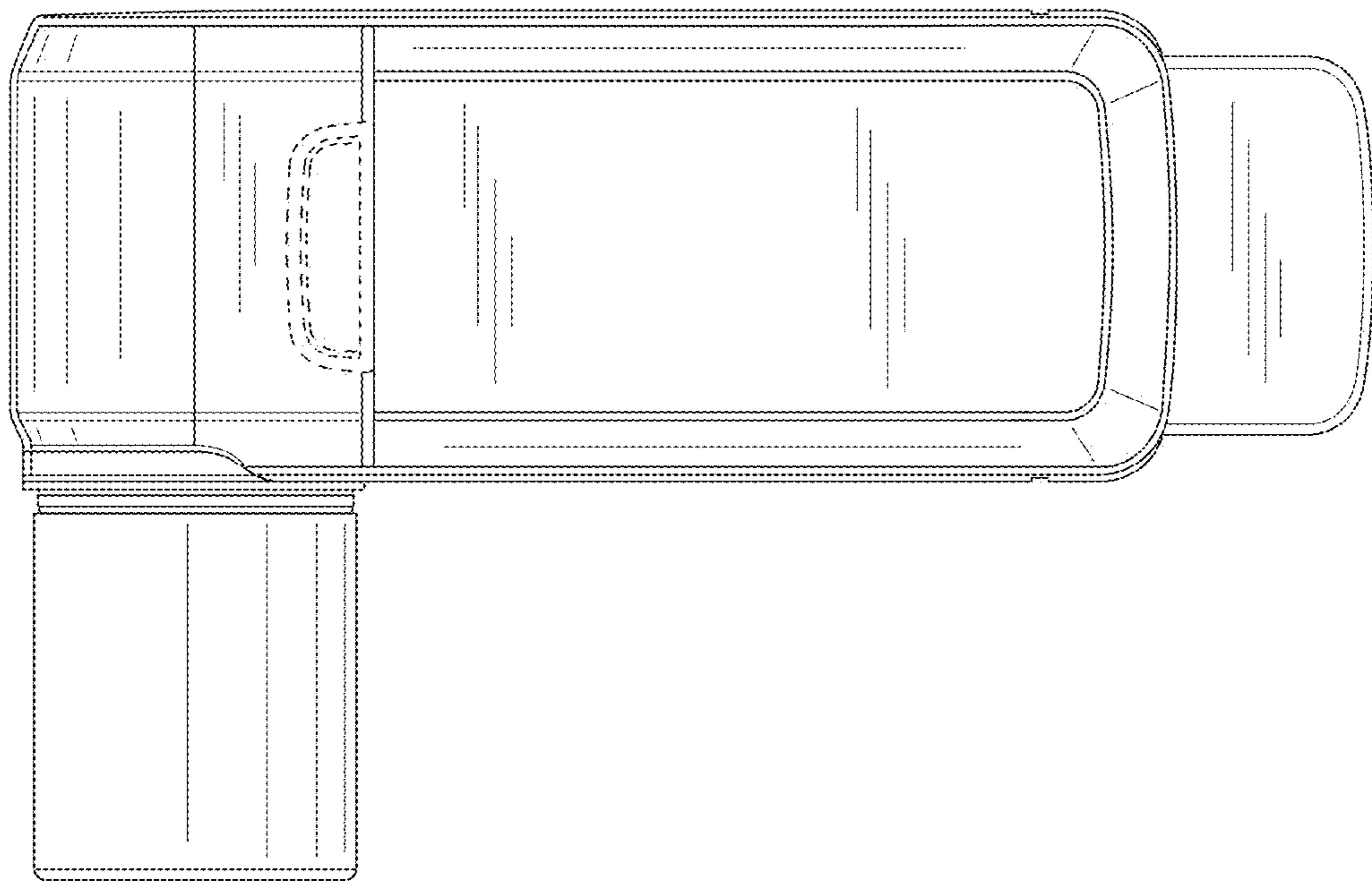


Fig. 3




Fig. 4

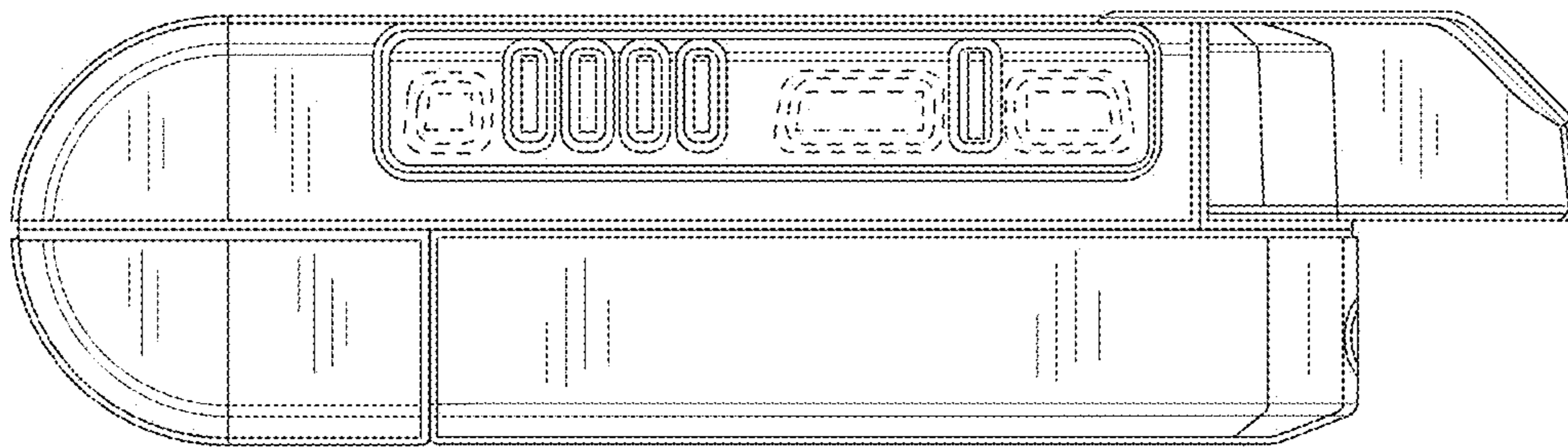


Fig. 5

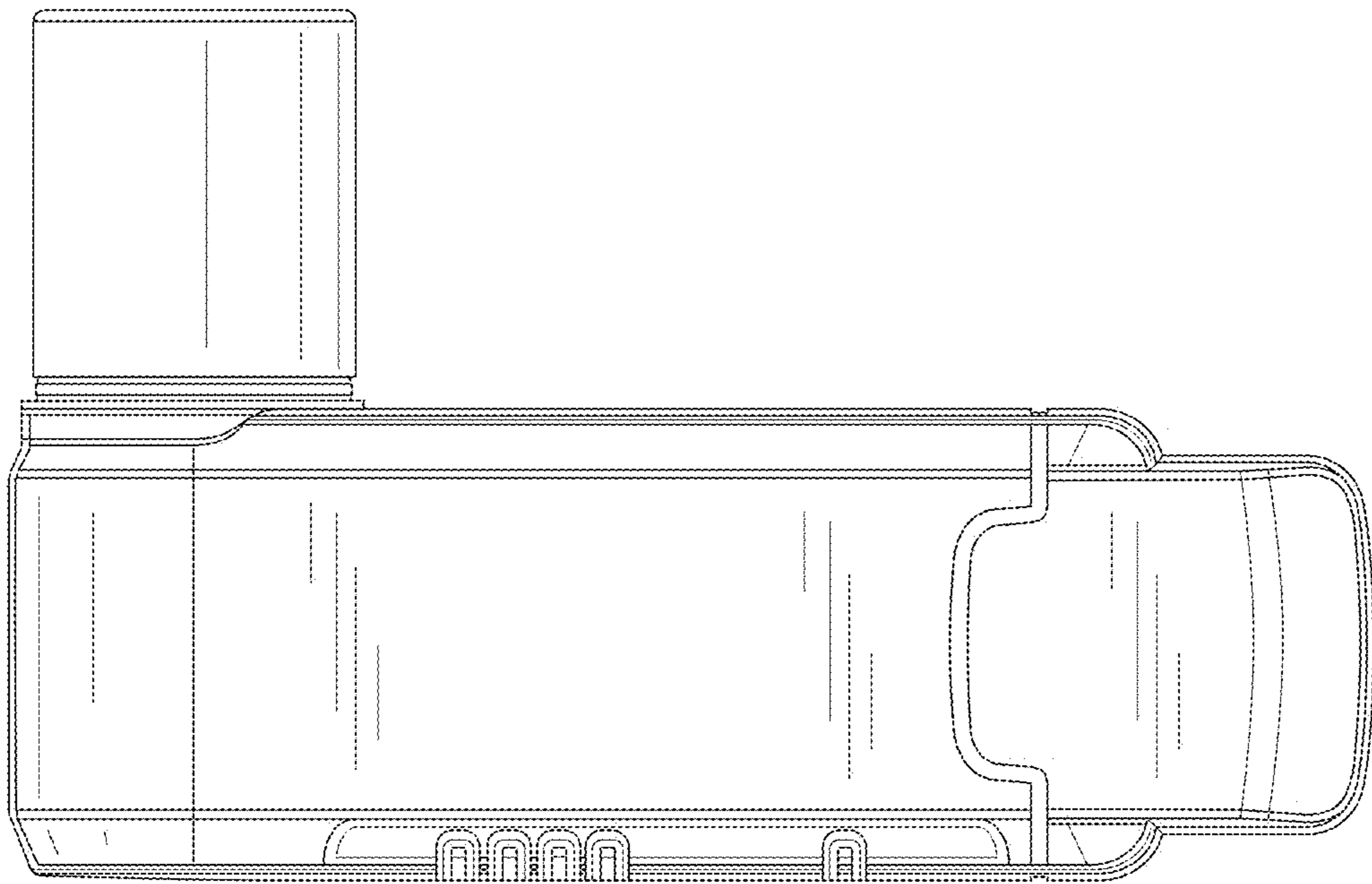


Fig. 6