



US00D755223S

(12) **United States Design Patent**
Liu et al.

(10) **Patent No.:** **US D755,223 S**
(45) **Date of Patent:** **** May 3, 2016**

(54) **DISPLAY SCREEN PORTION WITH
TRANSITIONAL PROGRESS BAR
GRAPHICAL USER INTERFACE**

(71) Applicant: **VIVOTEK INC.**, New Taipei (TW)

(72) Inventors: **Chien-Wen Liu**, New Taipei (TW);
Ting-Wen Chen, New Taipei (TW);
Tao-Cheng Yang, New Taipei (TW)

(73) Assignee: **VIVOTEK INC.**, New Taipei (TW)

(**) Term: **14 Years**

(21) Appl. No.: **29/479,518**

(22) Filed: **Jan. 16, 2014**

(30) **Foreign Application Priority Data**

Sep. 13, 2013 (TW) 102306145

(51) **LOC (10) Cl.** **14-04**

(52) **U.S. Cl.**

USPC **D14/487**

(58) **Field of Classification Search**

USPC D14/485–495

CPC . G06F 3/048; G06F 3/04842; G06F 3/04847;
G06F 3/0481; G06F 17/211; G06F 17/212

See application file for complete search history.

(56) **References Cited**

U.S. PATENT DOCUMENTS

D470,858 S * 2/2003 Flamini D14/488
D557,272 S * 12/2007 Glaser D14/487
D604,318 S * 11/2009 Hoefnagels D14/488
8,624,933 B2 * 1/2014 Marr G06F 3/0485
345/173
D704,736 S * 5/2014 Mariet D14/489
D705,255 S * 5/2014 Gerssen D14/489
D712,920 S * 9/2014 Sloo D14/487
D732,067 S * 6/2015 Kang D14/488
D746,830 S * 1/2016 Seo D14/485

2006/0184901 A1* 8/2006 Dietz G06F 3/04855
715/855
2011/0035552 A1* 2/2011 Heynen G06F 3/0481
711/126
2012/0151344 A1* 6/2012 Humphrey G09B 5/065
715/716
2012/0317512 A1* 12/2012 Candrian G06Q 30/0621
715/815
2013/0342623 A1* 12/2013 Boot B41J 3/4075
347/110
2014/0258921 A1* 9/2014 Peloquin G06F 17/24
715/786
2014/0351747 A1* 11/2014 Kayoiji G06F 3/0485
715/784
2014/0365886 A1* 12/2014 Koenig G06F 3/04855
715/711

* cited by examiner

Primary Examiner — Eric Goodman

Assistant Examiner — Daniel J Domino

(74) *Attorney, Agent, or Firm* — Muncy, Geissler, Olds & Lowe, P.C.

(57) **CLAIM**

The ornamental design for a “display screen portion with transitional progress bar graphical user interface,” as shown and described.

DESCRIPTION

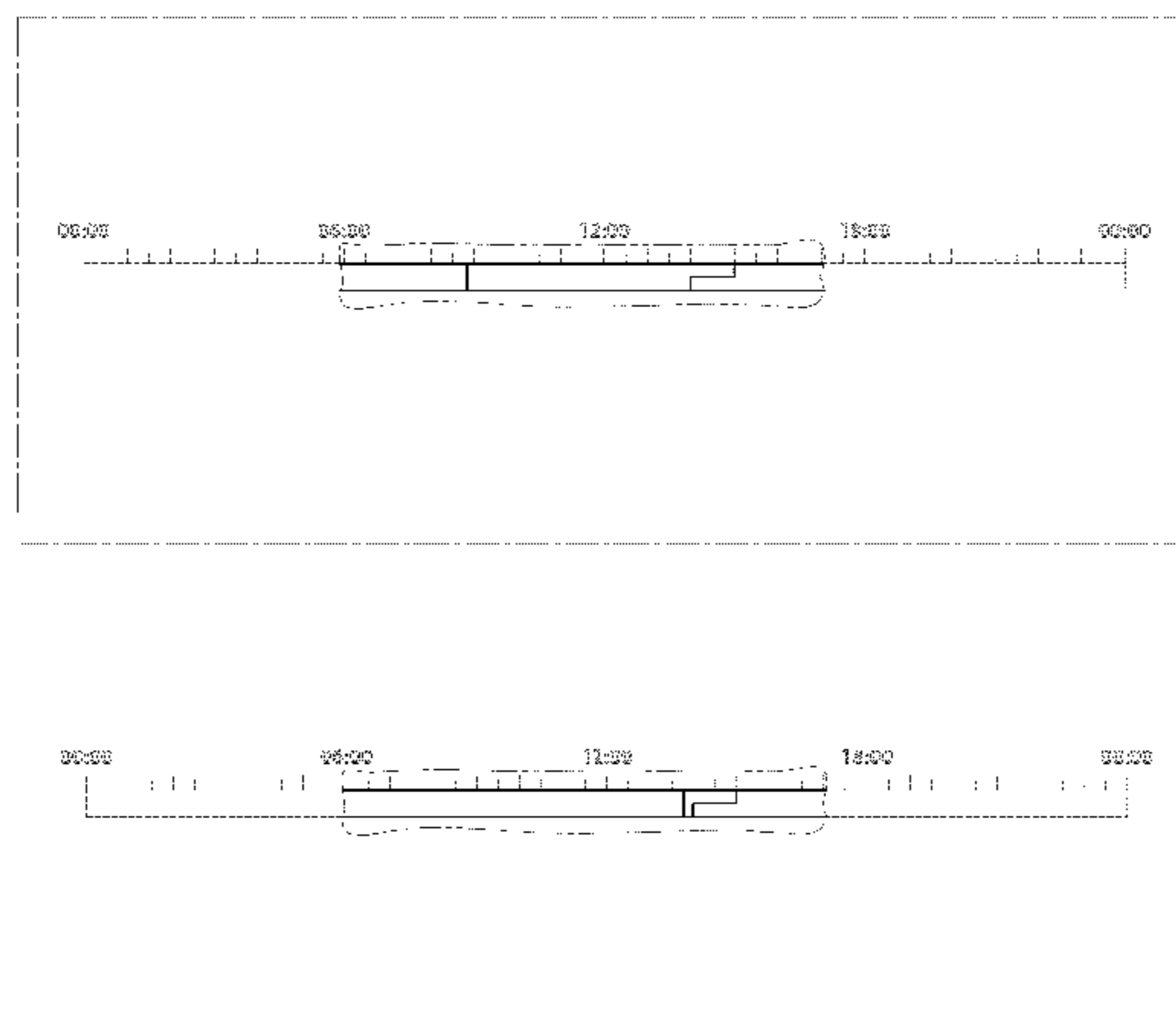
FIG. 1 is a front view of the first image in the sequence for a display screen portion with transitional progress bar graphical user interface showing the new design; FIG. 2 is a front view of the second image thereof; FIG. 3 is a front view of the third image thereof; FIG. 4 is a front view of the fourth image thereof; FIG. 5 is a front view of the fifth image thereof; FIG. 6 is a front view of the sixth image thereof; FIG. 7 is a front view of the seventh image thereof; and, FIG. 8 is a front view of the eighth image thereof.

The appearance of the transitional image sequentially transitions between the images shown in FIGS. 1-8.

The process or period in which one image transitions to another forms no part of the claimed design.

The broken line showing the display screen vicinity of the icon is for illustrative purposes only and forms no part of the claimed design.

1 Claim, 8 Drawing Sheets



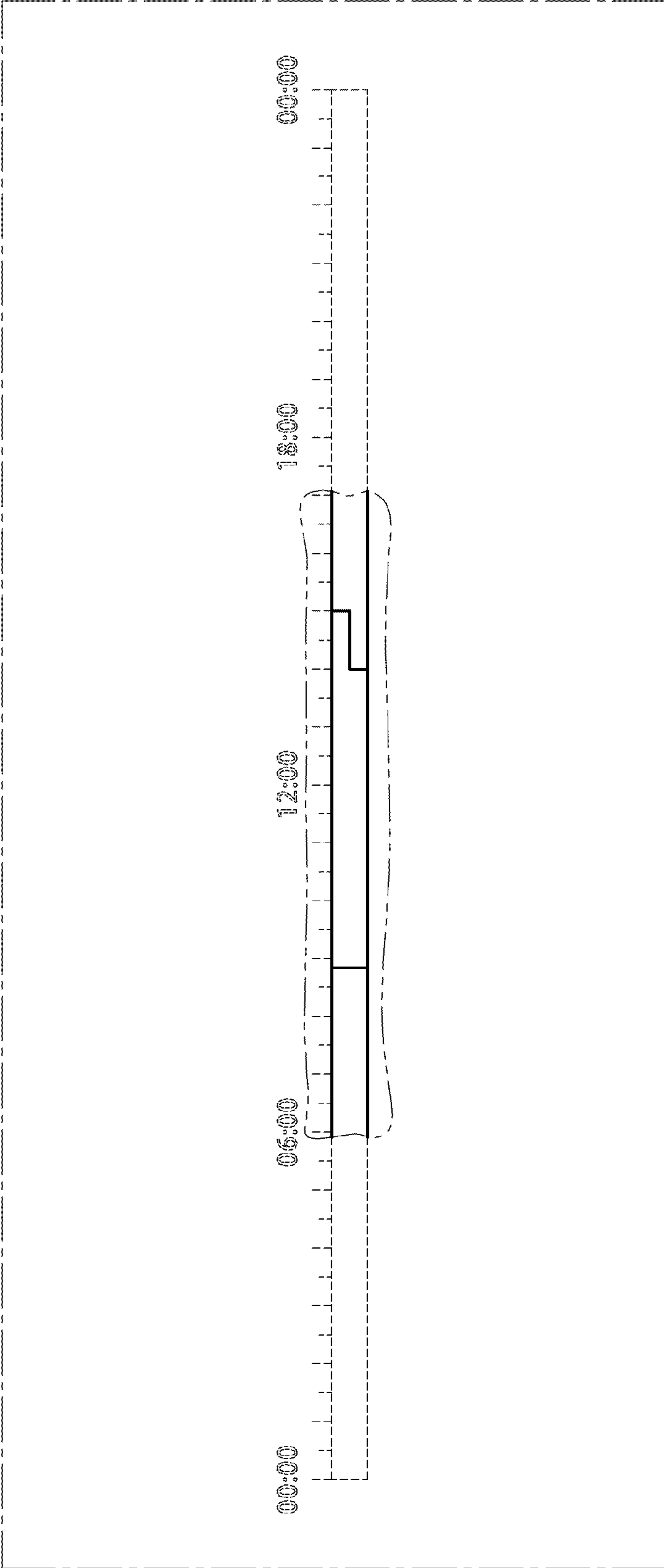


FIG.1

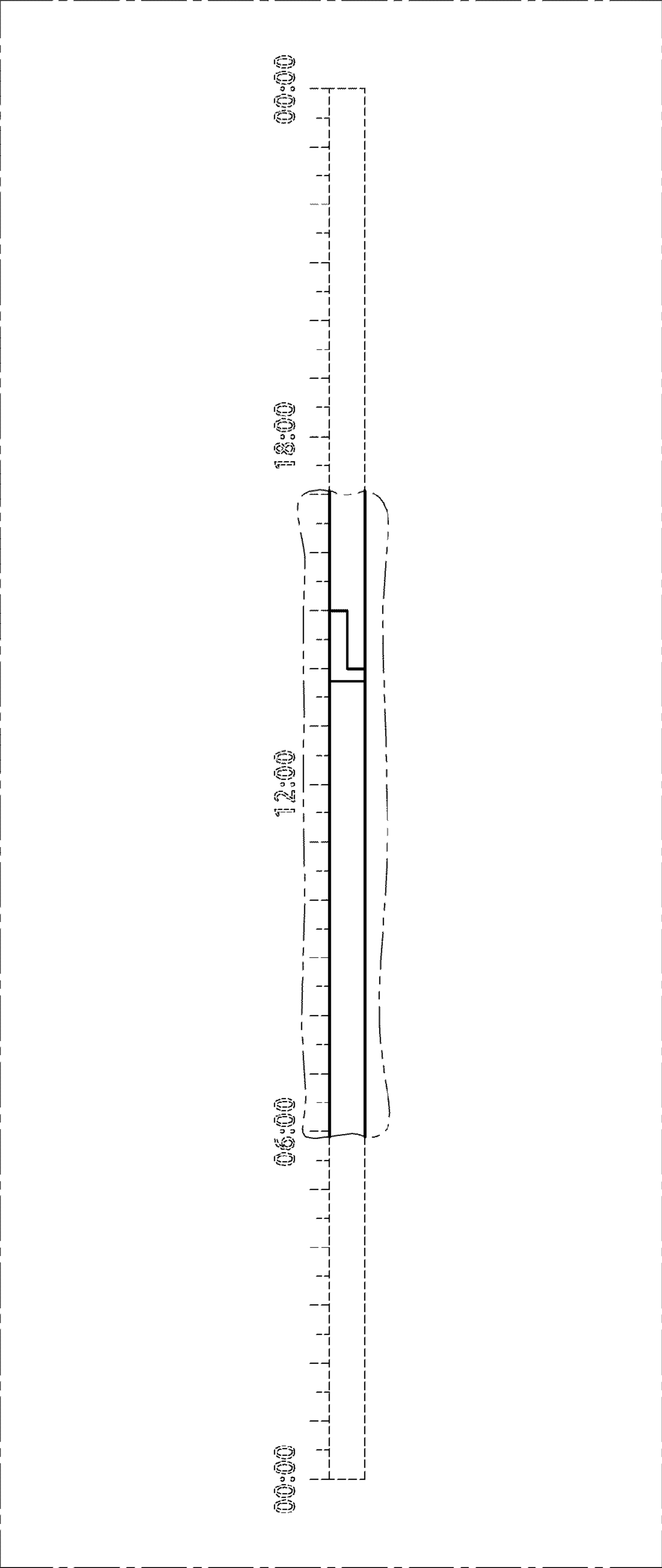


FIG. 2

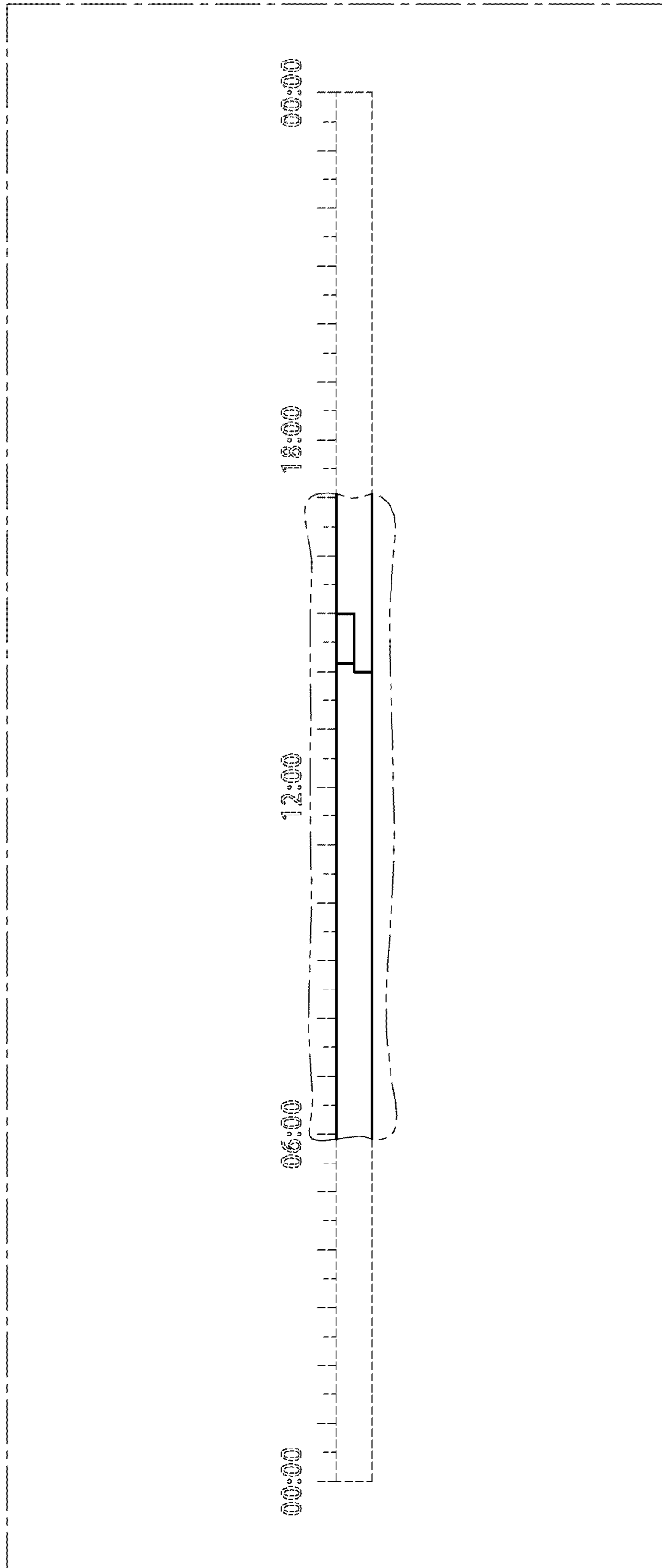


FIG.3

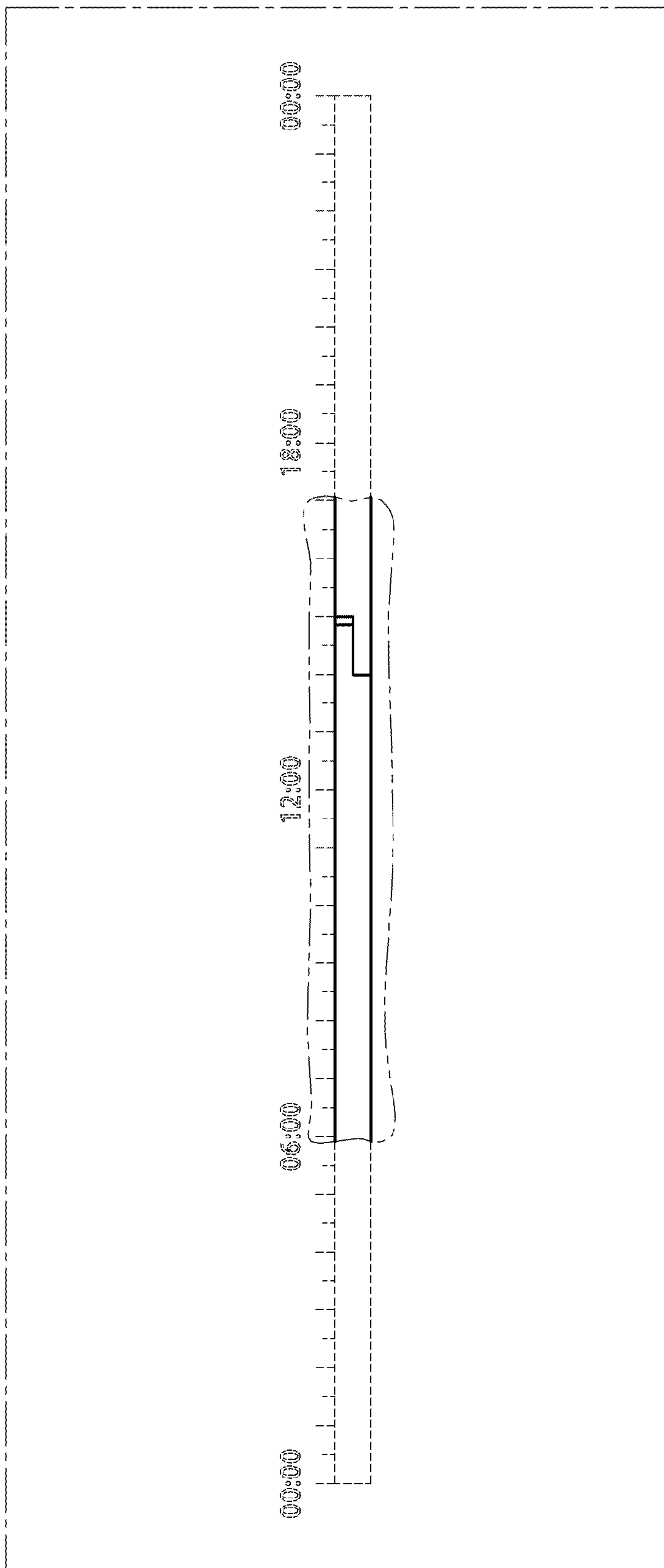


FIG.4

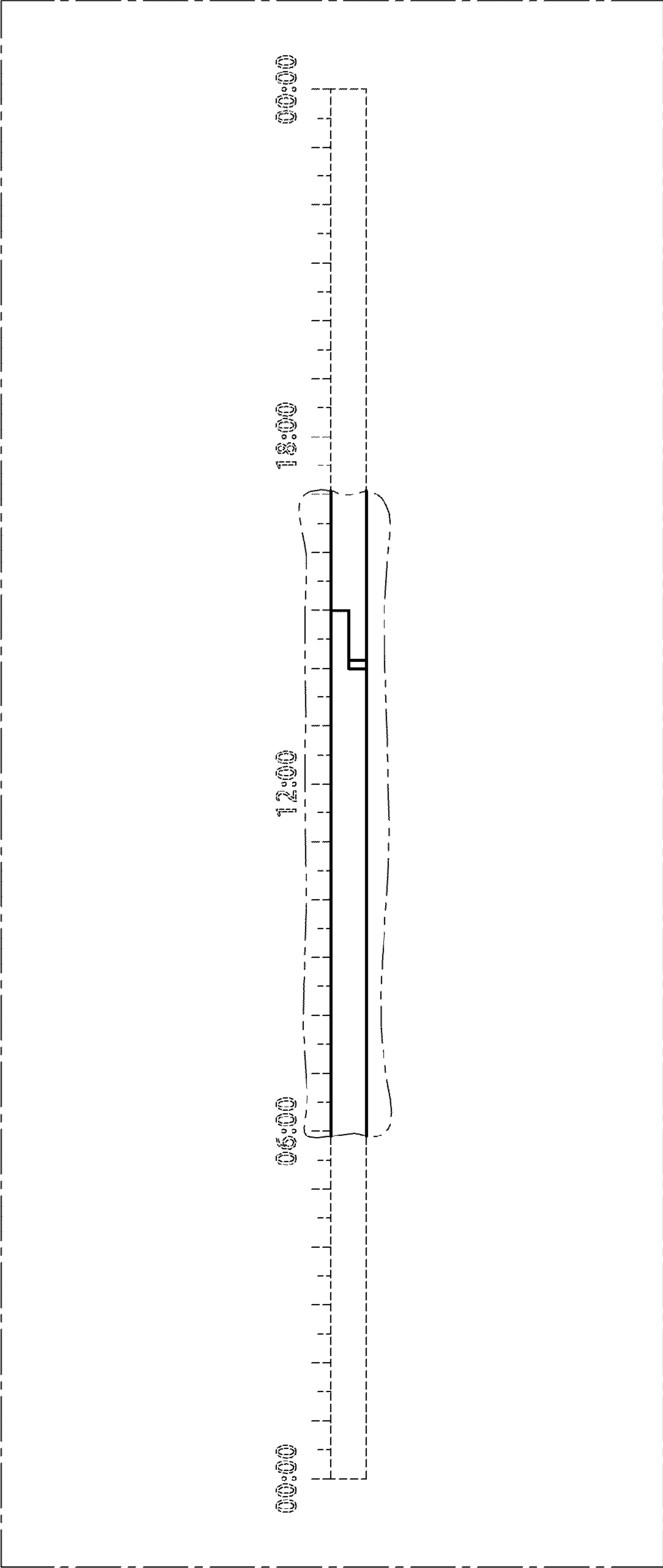


FIG.5

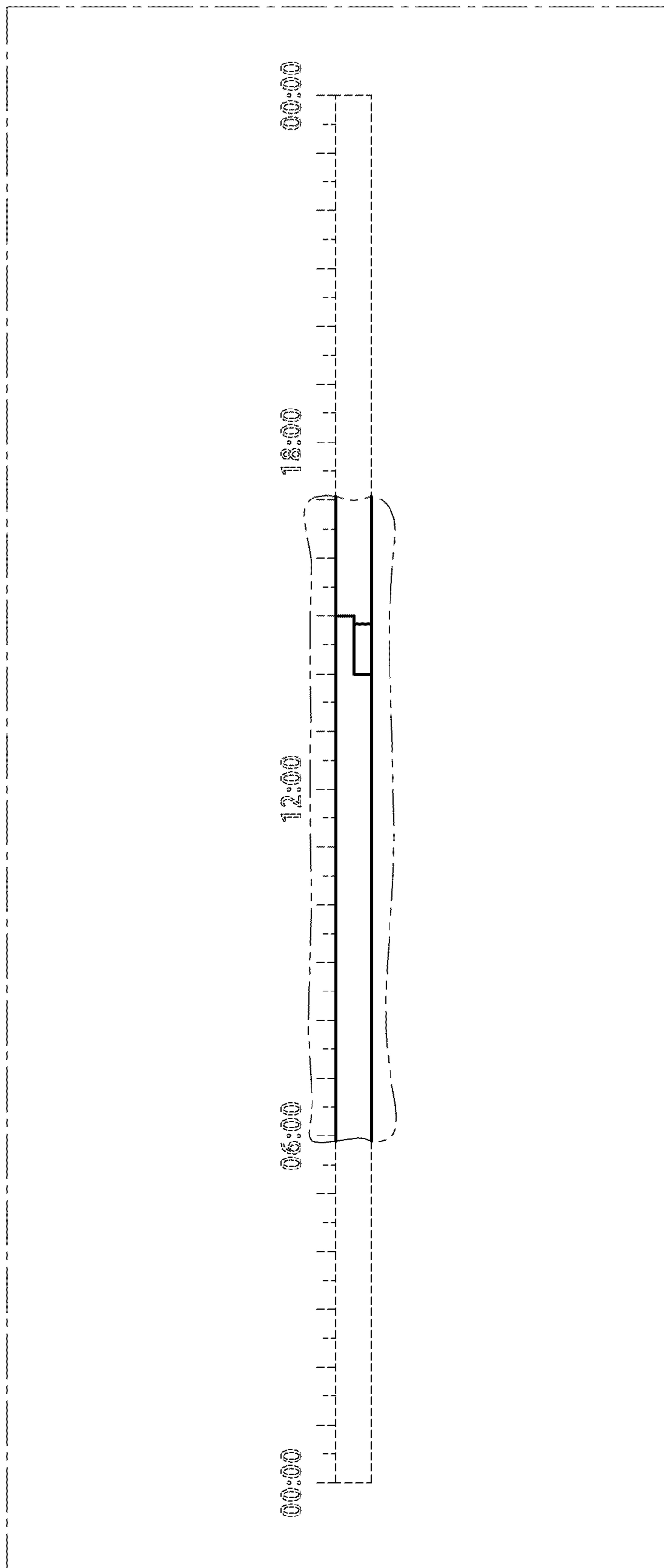


FIG.6

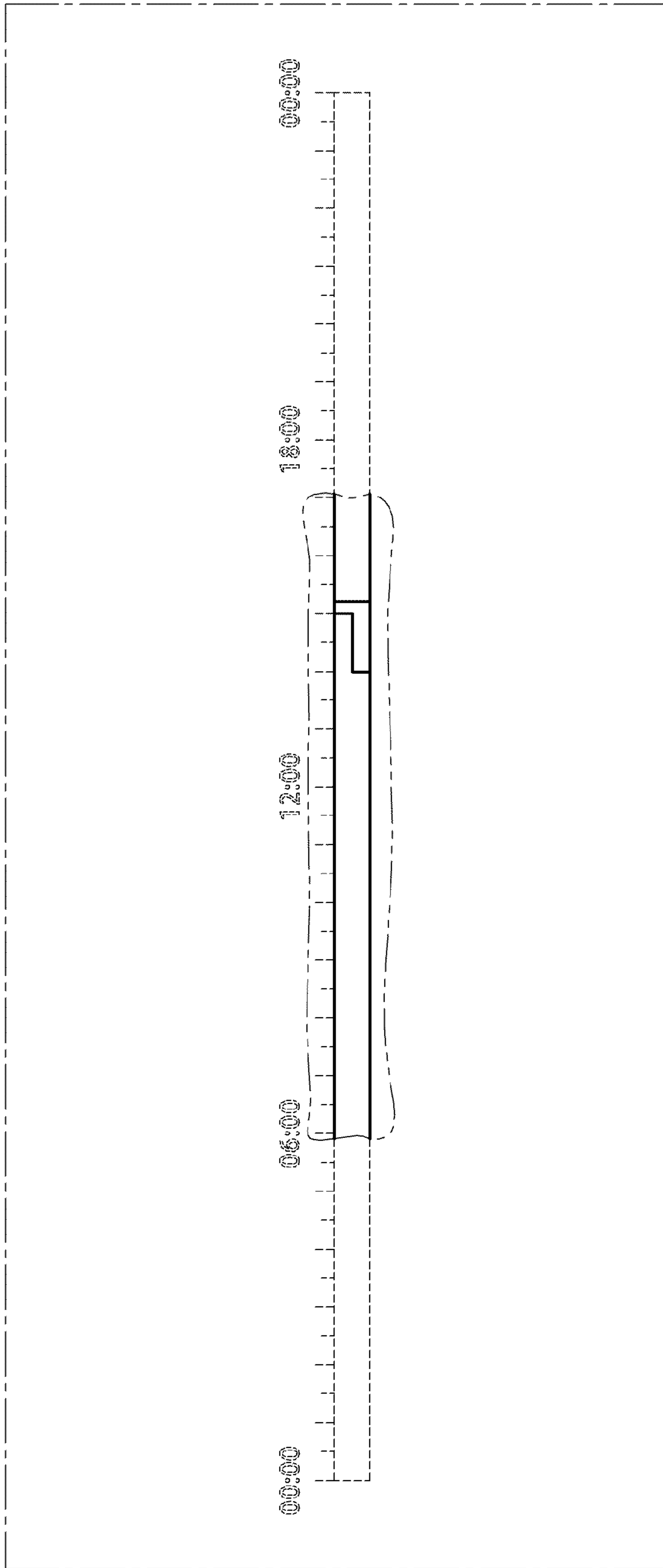


FIG.7

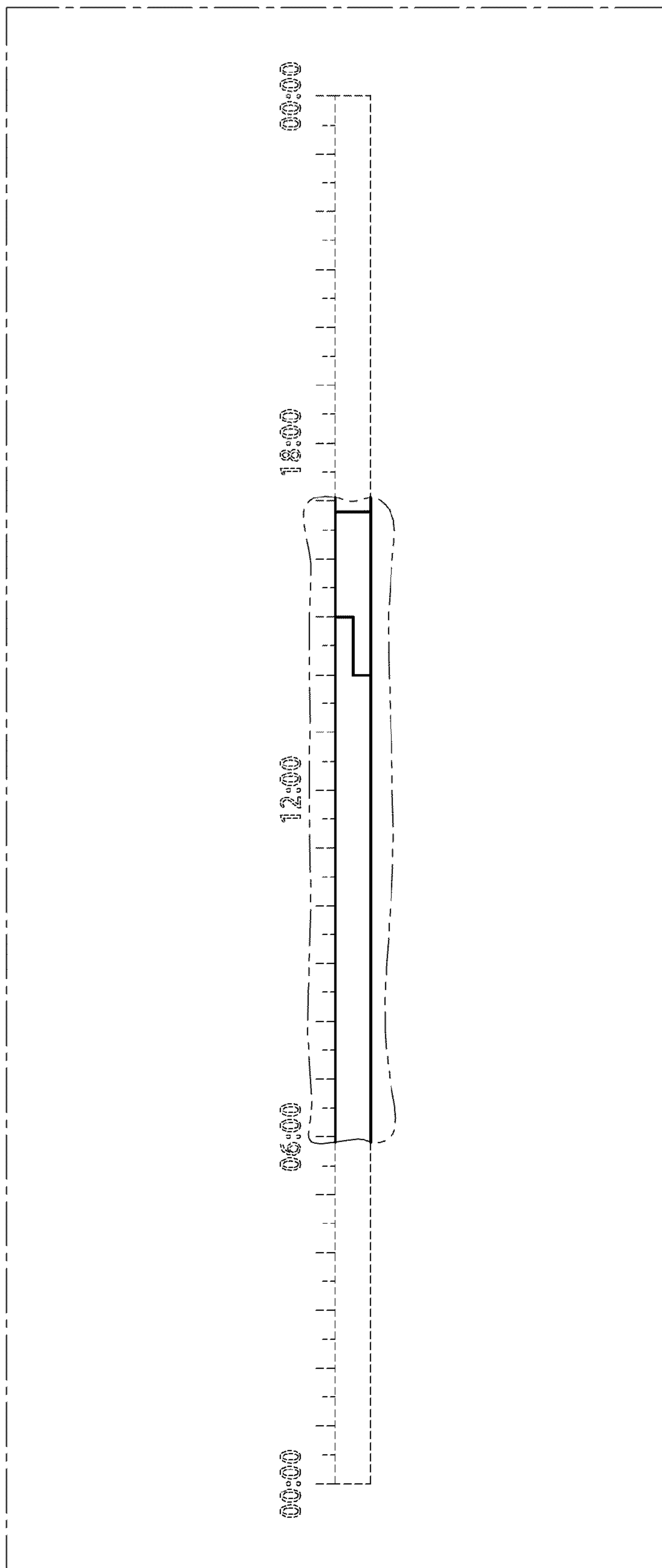


FIG.8