



US00D755198S

(12) **United States Design Patent**  
**Meyers et al.**

(10) **Patent No.:** **US D755,198 S**

(45) **Date of Patent:** **\*\* May 3, 2016**

(54) **DISPLAY SCREEN OR PORTION THEREOF WITH GRAPHICAL USER INTERFACE**

(71) Applicants: **Jeffrey S. Meyers**, San Diego, CA (US);  
**Kent Mouton**, Studio City, CA (US);  
**Barry Schlesinger**, Los Angeles, CA (US)

(72) Inventors: **Jeffrey S. Meyers**, San Diego, CA (US);  
**Kent Mouton**, Studio City, CA (US);  
**Barry Schlesinger**, Los Angeles, CA (US)

(73) Assignee: **KENNEDY-WILSON, INC.**, Beverly Hills, CA (US)

(\*\*) Term: **14 Years**

(21) Appl. No.: **29/482,994**

(22) Filed: **Feb. 24, 2014**

(51) **LOC (10) Cl.** ..... **14-04**

(52) **U.S. Cl.**  
USPC ..... **D14/485**

(58) **Field of Classification Search**  
USPC ..... D14/485-495  
See application file for complete search history.

(56) **References Cited**

**U.S. PATENT DOCUMENTS**

D529,037 S	*	9/2006	Koch	.....	D14/486
D593,114 S	*	5/2009	Vakkalanka	.....	D14/486
D602,496 S	*	10/2009	Takano	.....	D14/486
D642,190 S	*	7/2011	Pearson	.....	D14/486

D663,737 S	*	7/2012	Sullivan	.....	D14/486
D709,517 S	*	7/2014	Meegan	.....	D14/486
D741,880 S	*	10/2015	Hong	.....	D14/486
9,171,064 B2	*	10/2015	Mehanna	.....	G06F 17/30867
2011/0191802 A1	*	8/2011	Haberman	.....	G06Q 30/02725/34
2014/0095598 A1	*	4/2014	Schornack	.....	G06Q 10/101709/204
2015/0153910 A1	*	6/2015	Wheeler	.....	G06F 3/0482715/719
2015/0304437 A1	*	10/2015	Vaccari	.....	G06F 1/3215709/204

\* cited by examiner

*Primary Examiner* — Sheryl Lane

*Assistant Examiner* — Nicole Shiflet

(74) *Attorney, Agent, or Firm* — James A. Italia; Italia IP

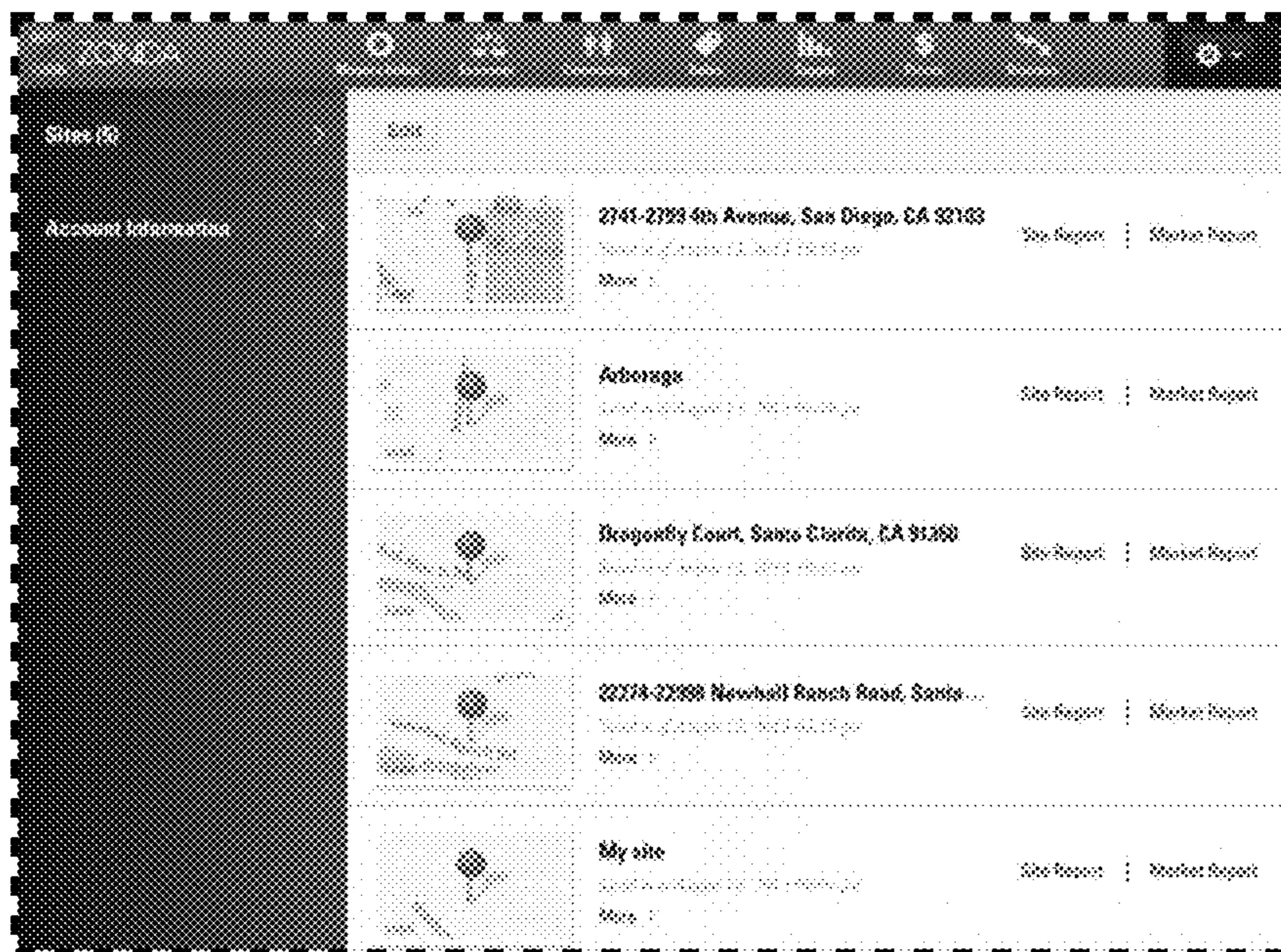
(57) **CLAIM**

The ornamental design for a display screen or portion thereof with graphical user interface, as shown and described.

**DESCRIPTION**

The patent file contains at least one drawing executed in color. Copies of this patent with a color drawing will be provided by the Office upon request and payment of the necessary fee. FIG. 1 is a front view of a display screen or portion thereof with graphical user interface showing our new design; and, FIG. 2 is a front view of a second embodiment thereof. The broken lines showing a portion of the display screen are included for the purpose of illustrating environmental structure and form no part of the claimed design.

**1 Claim, 1 Drawing Sheet**  
**(1 of 1 Drawing Sheet(s) Filed in Color)**



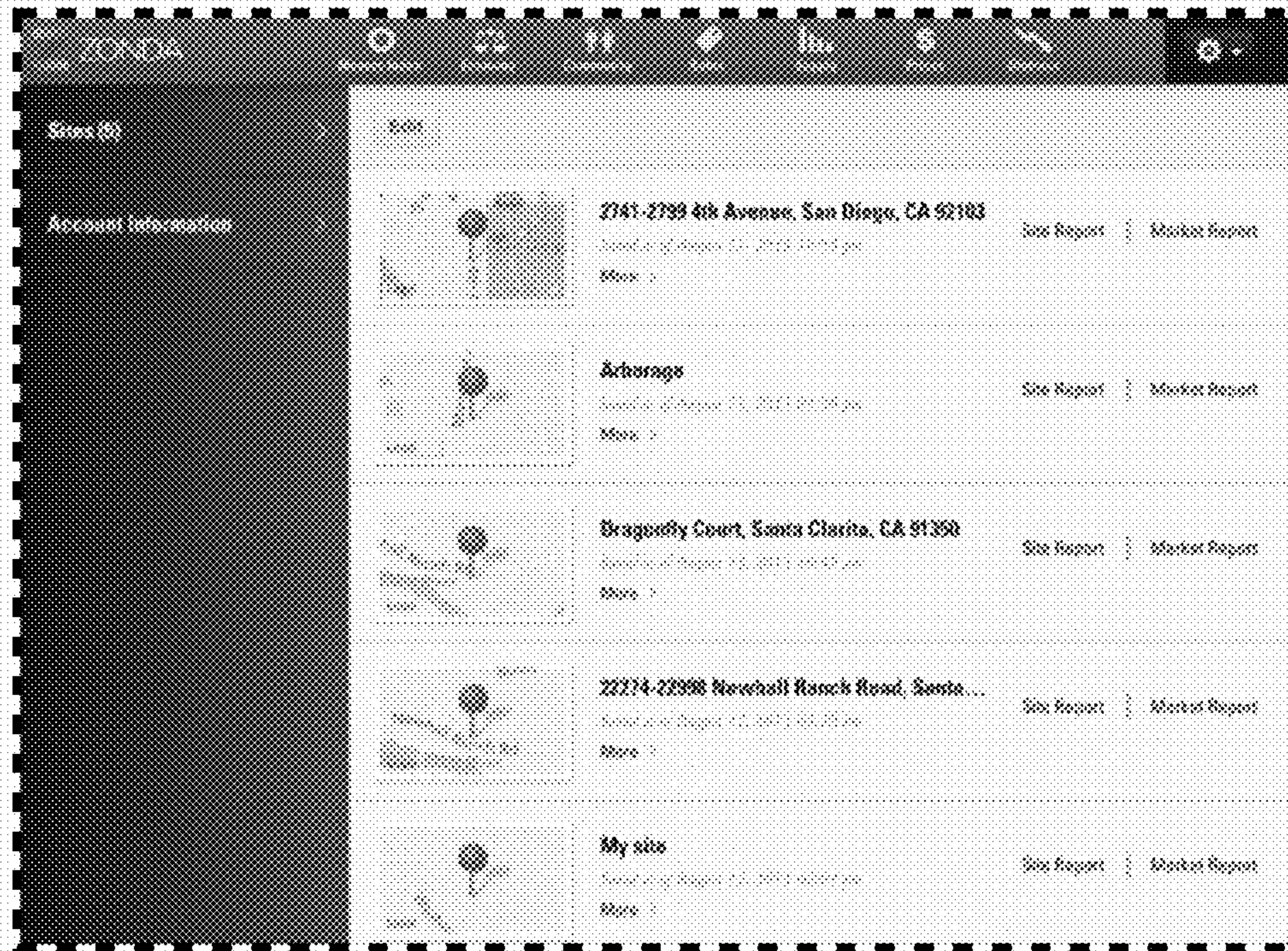


FIG. 1

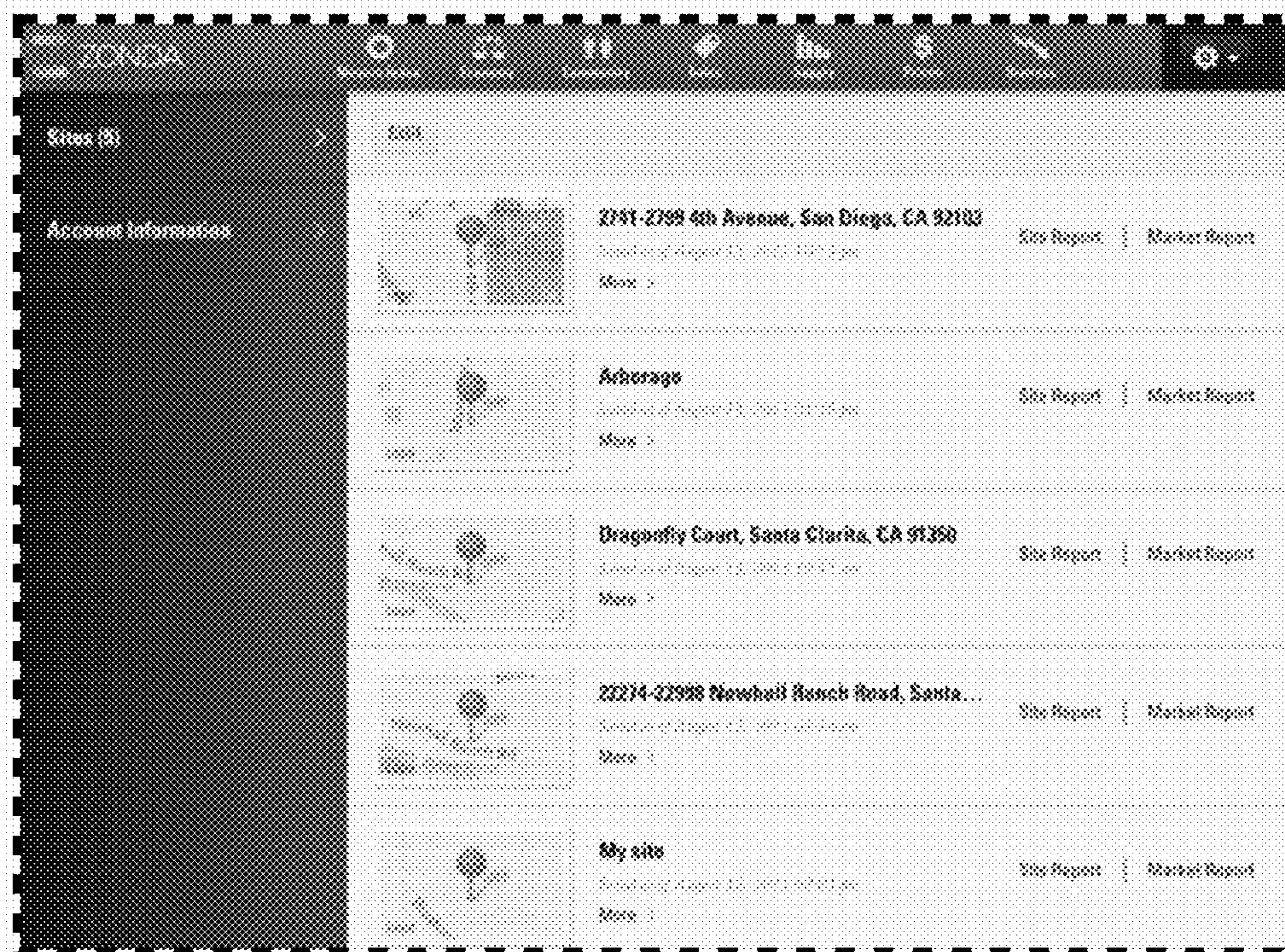


FIG. 2