



US00D755188S

(12) **United States Design Patent**  
**Burmester**

(10) **Patent No.:** **US D755,188 S**

(45) **Date of Patent:** **\*\* May 3, 2016**

(54) **COVER FOR A TABLET FOR MOUNTING ON A ROTATABLE LINK**

(71) Applicant: **Ergonomic Solutions International Limited, Surrey (GB)**

(72) Inventor: **Benny Burmester, Surrey (GB)**

(73) Assignee: **Ergonomic Solutions International Limited, Surrey (GB)**

(\*\*) Term: **14 Years**

(21) Appl. No.: **29/506,919**

(22) Filed: **Oct. 22, 2014**

(51) **LOC (10) Cl.** ..... **14-02**

(52) **U.S. Cl.**  
USPC ..... **D14/440**

(58) **Field of Classification Search**  
USPC ..... D14/250, 251, 253, 240, 217, 496, 440,  
D14/203.3, 203.4, 203.5, 203.8, 341, 318;  
D3/218, 215, 201, 294, 289, 900;  
220/4.02; 248/309.1; 361/679.56;  
379/426, 433.11, 455; 455/575.1,  
455/575.8, 457.1; 190/100; 206/305, 320,  
206/45.2; D21/469; 312/240  
CPC ... G06F 1/1601; G06F 1/1626; G06F 1/1633;  
G06F 1/1675; G06F 1/1679; G02F 1/1306;  
G02F 1/133; G02F 1/133308; G02F 1/153;  
G02F 1/1533; G02F 2001/133317; H04M  
1/185; H04M 1/0252; H04B 1/3888  
See application file for complete search history.

(56) **References Cited**

U.S. PATENT DOCUMENTS

D660,789 S *	5/2012	Mar	.....	D13/103
D670,702 S *	11/2012	Zhang et al.	.....	D14/440
D675,210 S *	1/2013	Kim	.....	D14/440
D676,854 S *	2/2013	Hsu et al.	.....	D14/447
D679,714 S *	4/2013	Smith et al.	.....	D14/440
D706,782 S *	6/2014	Dresser, III	.....	D14/440
D708,621 S *	7/2014	Gifford et al.	.....	D14/447
D733,149 S *	6/2015	Dahlberg	.....	D14/440

\* cited by examiner

*Primary Examiner* — Cynthia Underwood

(74) *Attorney, Agent, or Firm* — Ware, Fressola, Maguire & Barber LLP

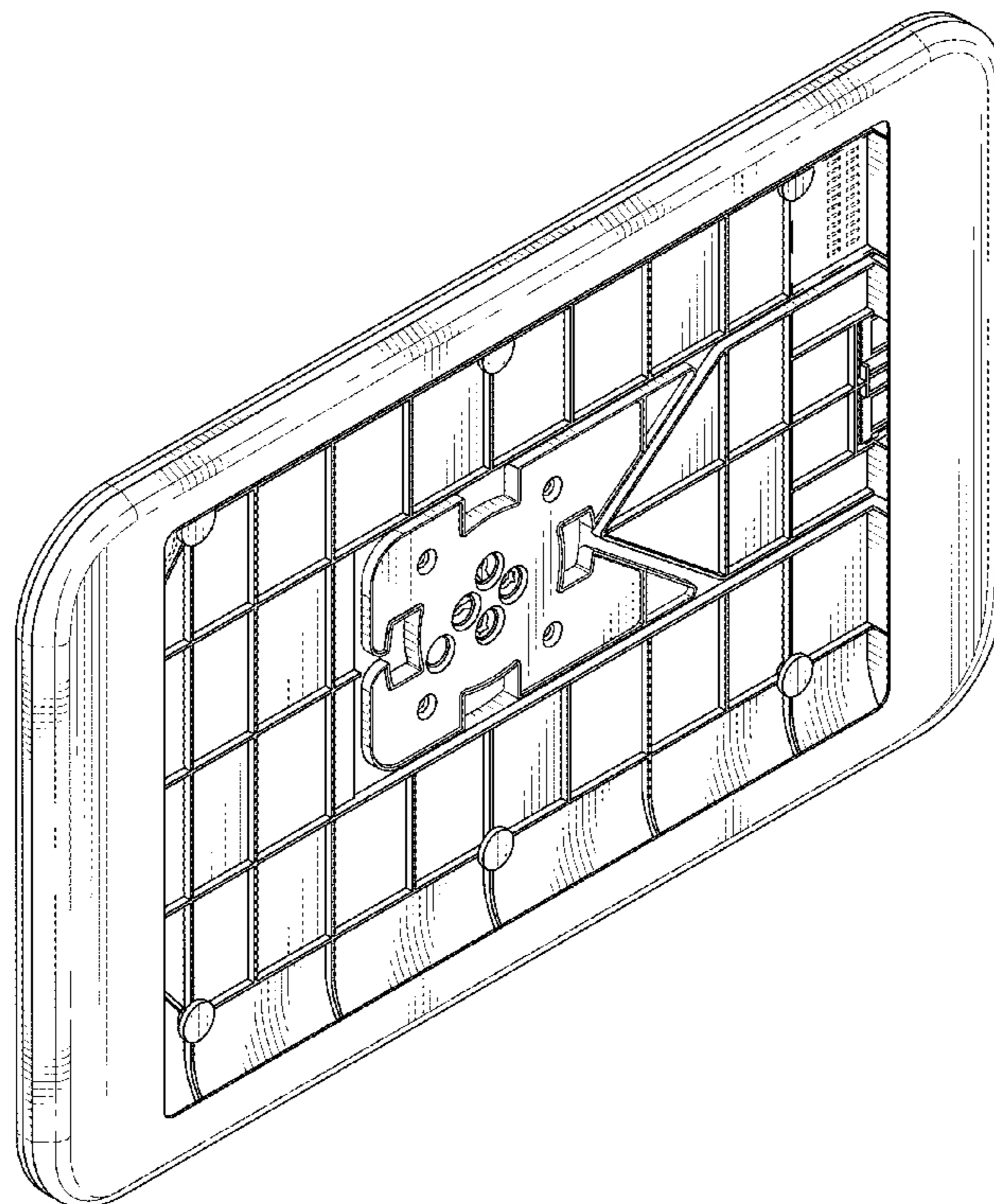
(57) **CLAIM**

The ornamental design for a cover for a tablet for mounting on a rotatable link, as shown and described.

**DESCRIPTION**

FIG. 1 is a front perspective view of the cover for a tablet for mounting a rotatable link showing my new design;  
FIG. 2 is a front view thereof;  
FIG. 3 is a rear view thereof;  
FIG. 4 is a right side view thereof;  
FIG. 5 is a left side view thereof;  
FIG. 6 is a top view thereof; and,  
FIG. 7 is a bottom view thereof.

**1 Claim, 3 Drawing Sheets**



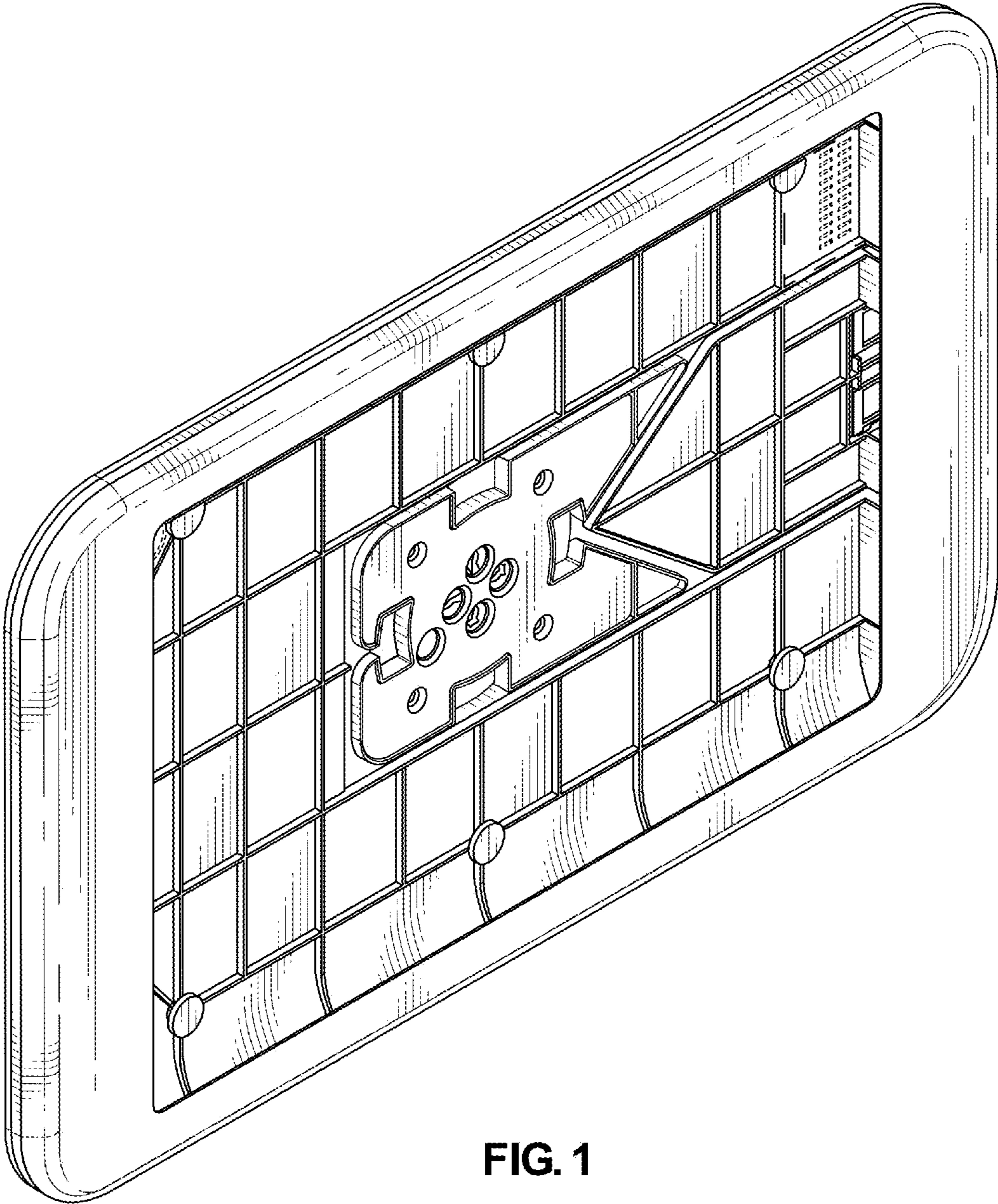


FIG. 1

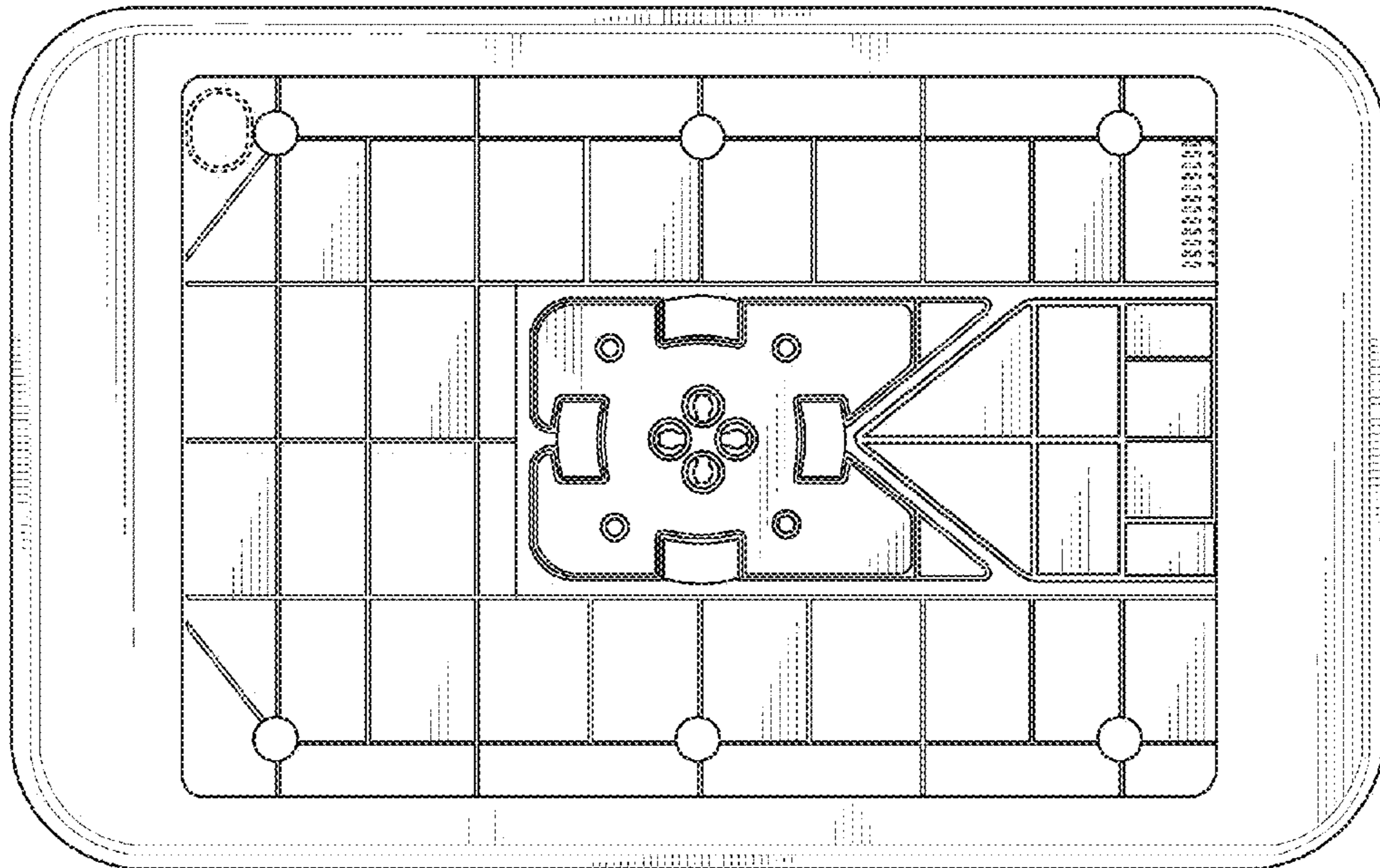


FIG. 2

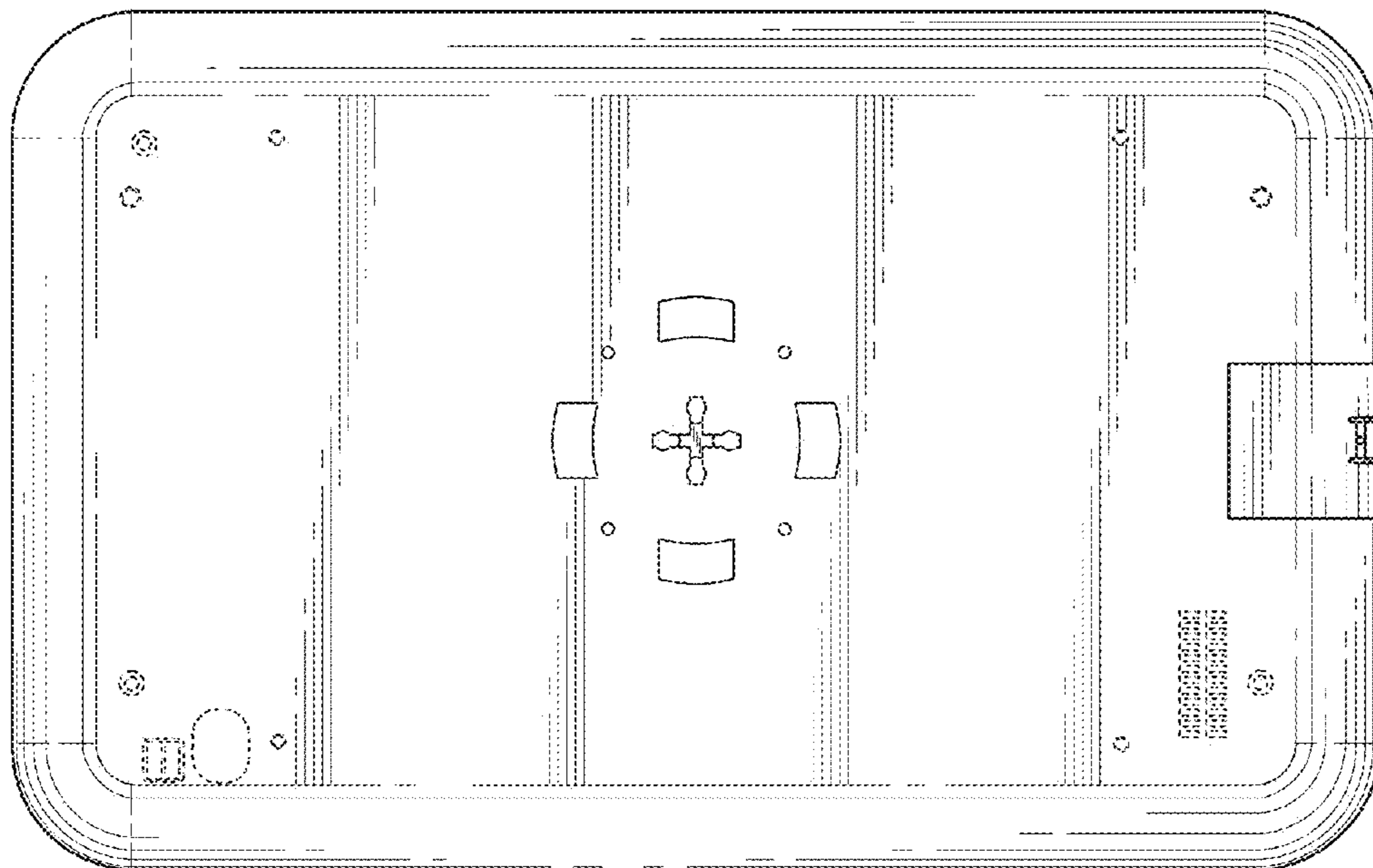


FIG. 3




FIG. 4




FIG. 5



FIG. 6



FIG. 7