



US00D755167S

(12) **United States Design Patent**
Chen et al.

(10) **Patent No.:** **US D755,167 S**
(45) **Date of Patent:** **** May 3, 2016**

(54) **HOUSING FOR AN ELECTRONIC DEVICE**

(71) Applicant: **KING SLIDE TECHNOLOGY CO., LTD.**, Kaohsiung (TW)

(72) Inventors: **Shan-Yao Chen**, Kaohsiung (TW);
Shu-Chen Lin, Kaohsiung (TW)

(73) Assignee: **King Slide Technology Co., Ltd.**,
Kaohsiung (TW)

(**) Term: **14 Years**

(21) Appl. No.: **29/487,583**

(22) Filed: **Apr. 10, 2014**

(51) **LOC (10) Cl.** **14-03**

(52) **U.S. Cl.**
USPC **D14/248**

(58) **Field of Classification Search**
USPC D14/137, 138 R, 138 AA, 138 C, 138 G,
D14/142, 144, 147, 240, 247, 248, 250,
D14/341-347, 496, 138 AB, 138 AD, 238.1,
D14/440; D13/168; D18/7
CPC ... H04M 1/02; H04M 1/0202; H04M 1/0216;
H04M 1/0235; H04M 1/0237; H04M 1/0264;
H04M 2250/20; G06F 1/1626; H04R 2499/11;
H04R 1/00; H04R 1/2811; H01R 35/02
See application file for complete search history.

(56) **References Cited**

U.S. PATENT DOCUMENTS

- 7,337,565 B2 * 3/2008 Tsutsumi G02F 1/134327
340/815.53
- D580,900 S * 11/2008 Wong D14/138 AA
- D589,505 S * 3/2009 He D14/248
- D602,894 S * 10/2009 Lepoutier D14/138 AB
- D613,718 S * 4/2010 Lee D14/138 AB
- D615,055 S * 5/2010 Lee D14/138 AD

- D615,940 S * 5/2010 Kim D14/138 AA
- D624,046 S * 9/2010 Lee D14/138 G
- D626,528 S * 11/2010 Park D14/138 AB
- D628,548 S * 12/2010 Park D14/138 G
- D668,646 S * 10/2012 Li D14/248
- D671,745 S * 12/2012 Wyner D3/301
- D697,060 S * 1/2014 Yang D14/250
- D701,841 S * 4/2014 Huang D13/168
- D704,626 S * 5/2014 Li D13/103
- D704,684 S * 5/2014 Yeh D14/248
- D704,685 S * 5/2014 Yeh D14/248
- D706,256 S * 6/2014 Ward D14/250
- D720,736 S * 1/2015 Chen D14/250
- D720,737 S * 1/2015 Chen D14/250
- D723,529 S * 3/2015 Song D14/248
- D731,471 S * 6/2015 Song D14/248
- D731,480 S * 6/2015 Lee D14/138 G
- D734,288 S * 7/2015 Chu D14/138 G
- 2011/0296724 A1 * 12/2011 Yang B44F 1/06
40/541

* cited by examiner

Primary Examiner — Carla Jobe Wright

(74) *Attorney, Agent, or Firm* — Rosenberg, Klein & Lee

(57) **CLAIM**

We claim, ornamental design for a housing for an electronic device, as shown and described.

DESCRIPTION

FIG. 1 is a front perspective view of a housing for an electronic device showing my present design.

FIG. 2 is a front view thereof;

FIG. 3 is a rear view thereof;

FIG. 4 is a left view thereof;

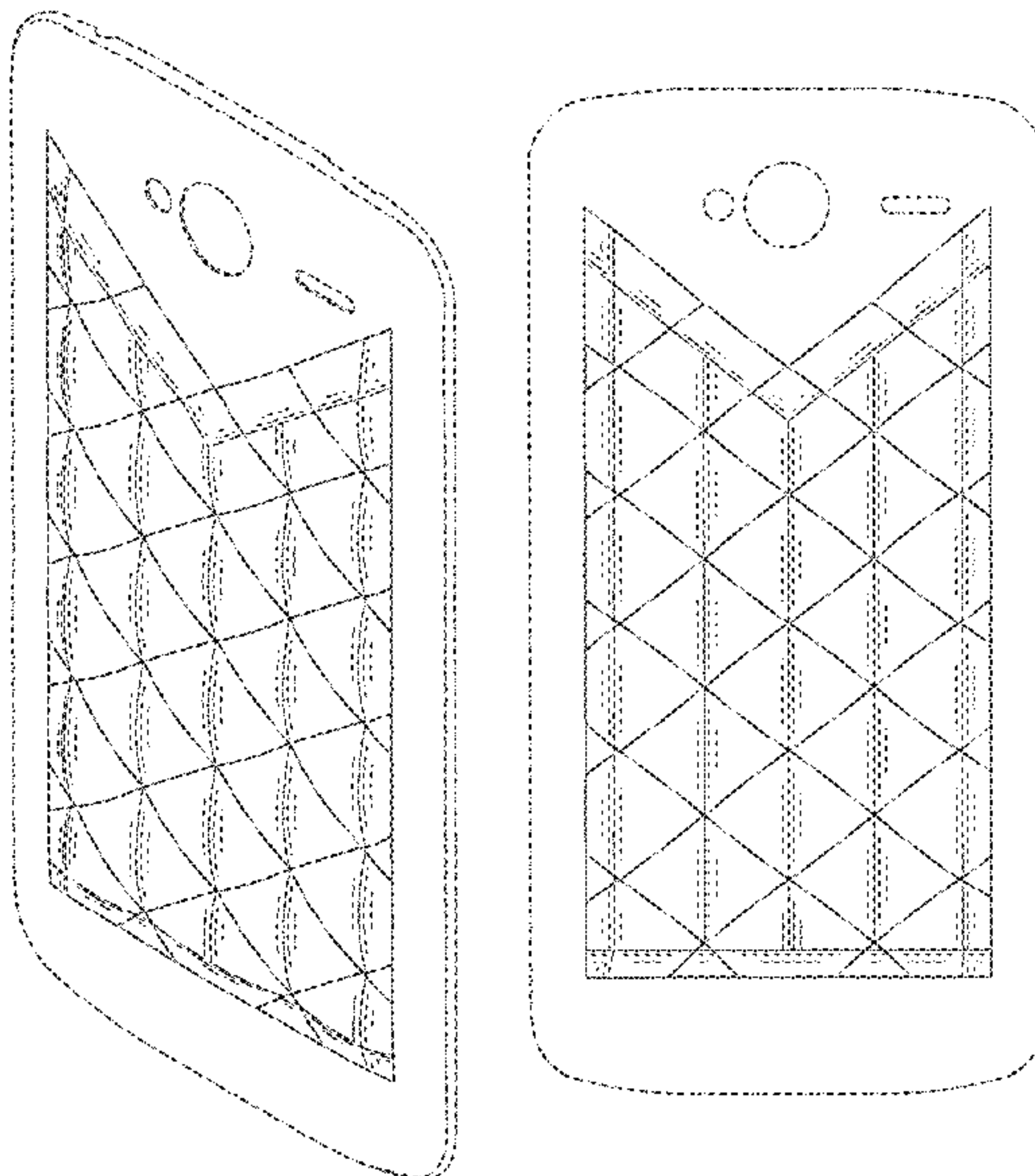
FIG. 5 is a right view thereof;

FIG. 6 is a top plan view thereof; and,

FIG. 7 is a bottom plan view.

The broken lines depict environmental structure that forms no part of the claimed design.

1 Claim, 5 Drawing Sheets



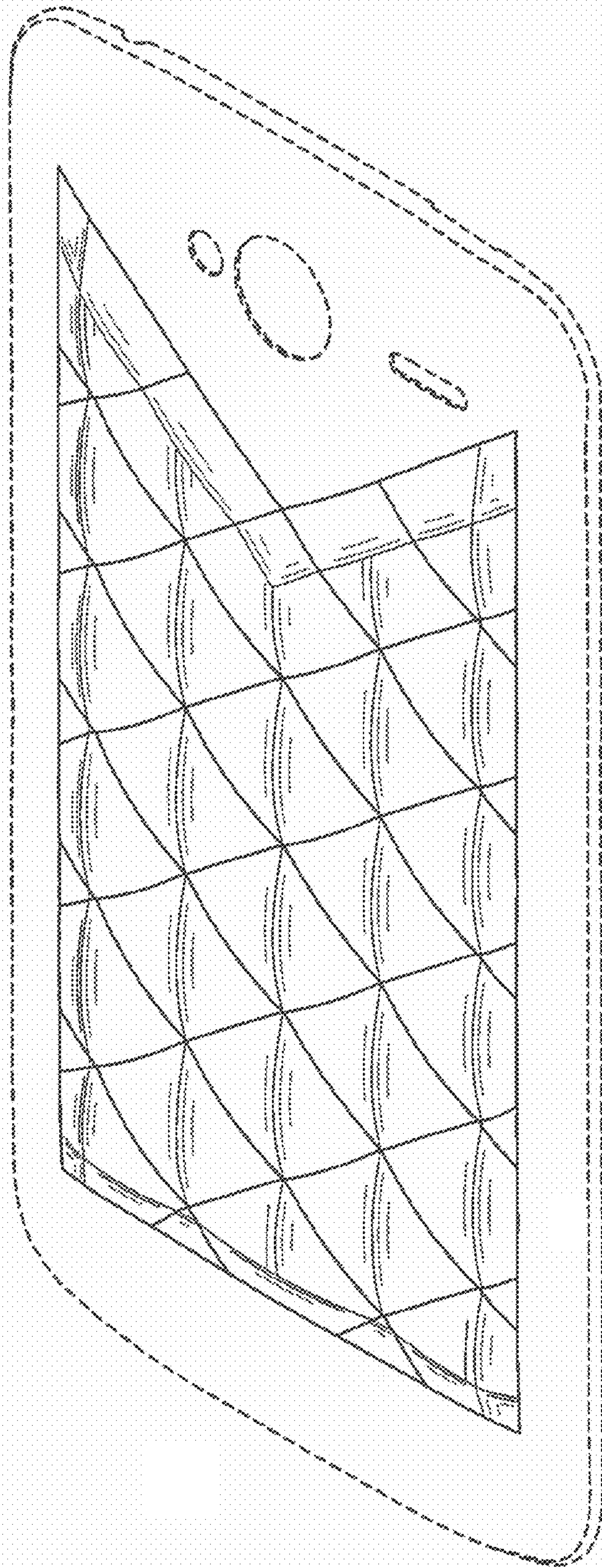


FIG. 1




FIG. 2




FIG. 3



FIG. 4




FIG. 5




FIG. 6




FIG. 7