



US00D755140S

(12) **United States Design Patent**
Kim et al.

(10) **Patent No.:** **US D755,140 S**
(45) **Date of Patent:** **** May 3, 2016**

(54) **TV RECEIVER**

(71) Applicant: **LG Electronics Inc.**, Seoul (KR)

(72) Inventors: **Yongseock Kim**, Seoul (KR);
Hyunbyung Cha, Seoul (KR)

(73) Assignee: **LG Electronics Inc.**, Seoul (KR)

(**) Term: **14 Years**

(21) Appl. No.: **29/516,575**

(22) Filed: **Feb. 4, 2015**

(30) **Foreign Application Priority Data**

Aug. 8, 2014 (KR) 30-2014-0038796

(51) **LOC (10) Cl.** **14-03**

(52) **U.S. Cl.**
USPC **D14/126**

(58) **Field of Classification Search**
USPC D14/125-134, 239, 371, 136, 374-377,
D14/440, 450, 448, 336, 342, 159; 312/7.2;
348/836, 838, 180, 184, 325, 739;
248/917-924, 465; 345/104, 133, 156,
345/168, 87, 173; D21/329, 515, 577, 622,
D21/333, 433, 448, 452, 450, 331, 505;
D10/15, 26; 446/484, 175, 356;
D6/477, 479, 300; D20/10, 19, 39
CPC ... G06F 1/1601; G06F 1/1643; H05K 5/0004;
H05K 5/0017; H05K 5/02; H05K 5/0217;
H04M 13/0459

See application file for complete search history.

(56) **References Cited**

U.S. PATENT DOCUMENTS

D533,848 S *	12/2006	Lee	D14/126
D575,248 S *	8/2008	Fujii	D14/126
D677,637 S *	3/2013	Kubota	D14/126
D709,044 S *	7/2014	Takami	D14/126
D715,756 S *	10/2014	Lim	D14/126
D741,276 S *	10/2015	Shin	D14/126

* cited by examiner

Primary Examiner — Raphael Barkai

(74) *Attorney, Agent, or Firm* — Morgan, Lewis & Bockius LLP

(57) **CLAIM**

The ornamental design for a TV receiver, as shown and described.

DESCRIPTION

FIG. 1 is a front, right side, perspective view of a TV receiver showing our new design;
FIG. 2 is a front view thereof;
FIG. 3 is a rear view thereof;
FIG. 4 is a left side view thereof;
FIG. 5 is a right side view thereof;
FIG. 6 is a top view thereof; and,
FIG. 7 is a bottom view thereof.
The broken lines indicate unclaimed portion of the article that form no part of the claimed design.

1 Claim, 6 Drawing Sheets

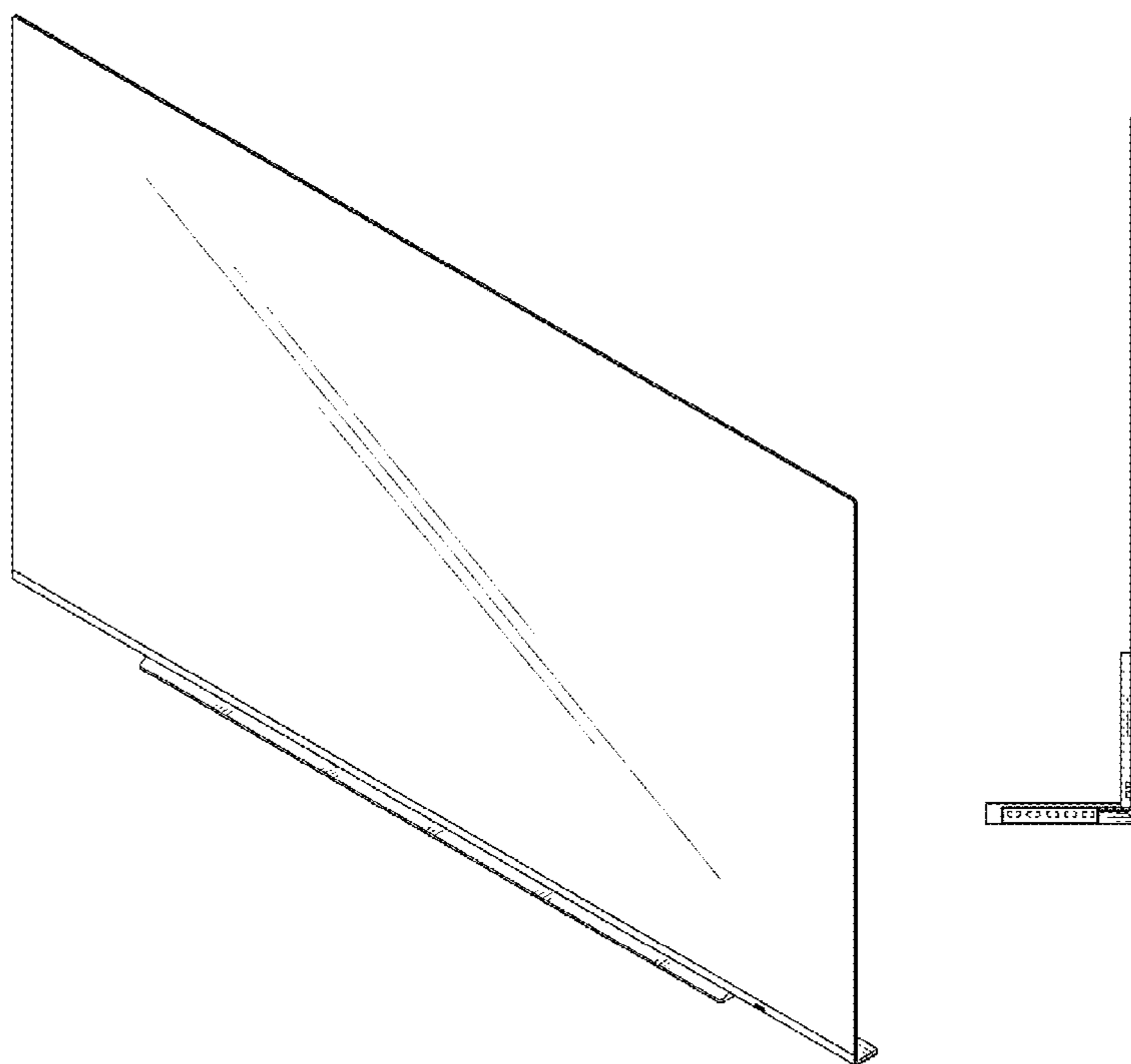


FIG. 1

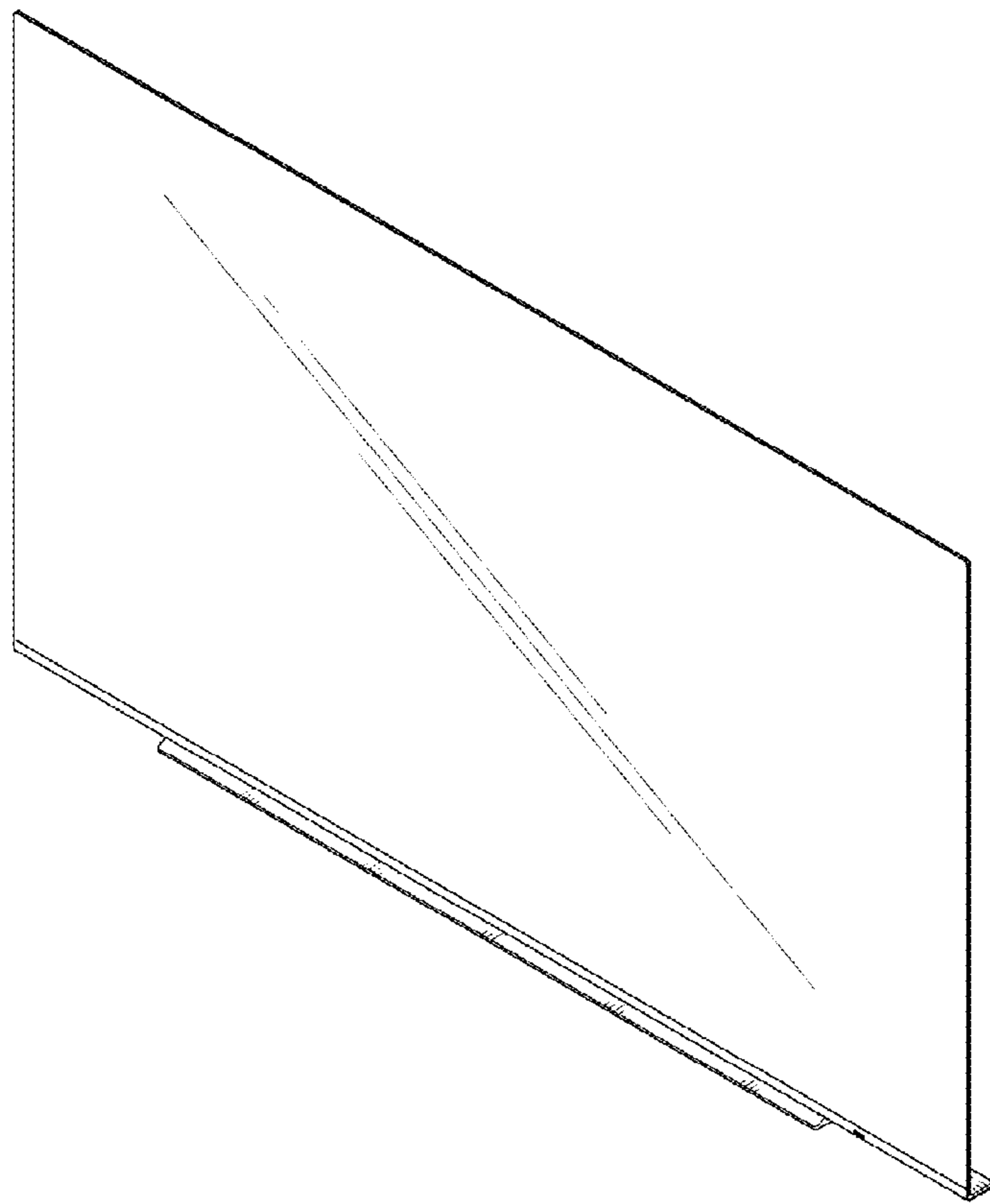


FIG. 2

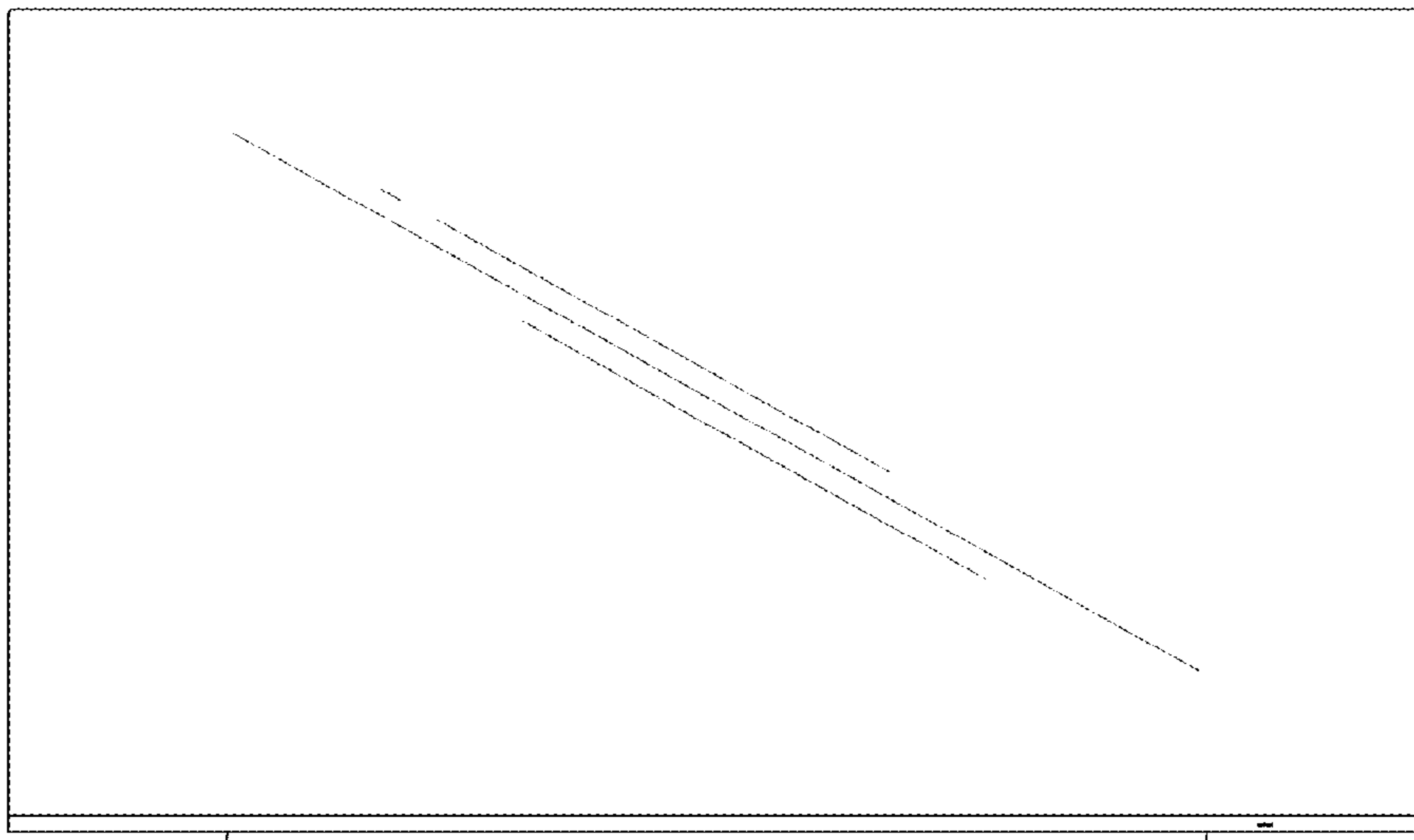


FIG. 3




FIG. 4



FIG. 5




FIG. 6

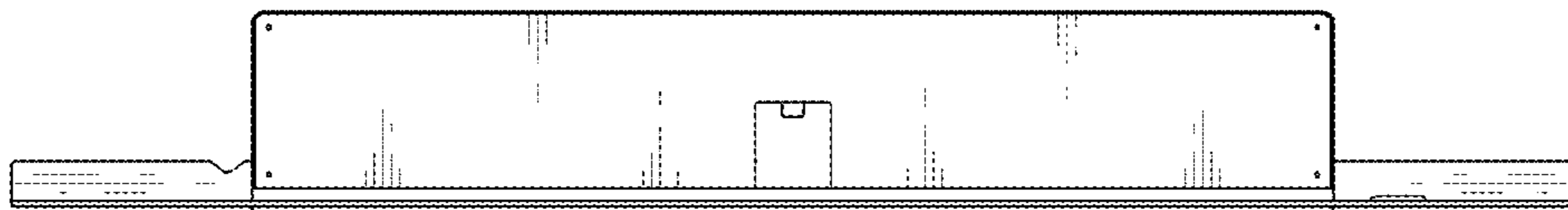


FIG. 7

