



US00D755098S

(12) **United States Design Patent**  
**Shue**

(10) **Patent No.:** **US D755,098 S**

(45) **Date of Patent:** **\*\* May 3, 2016**

(54) **3 IN 1 REARVIEW MIRROR ASSEMBLY**

(71) Applicant: **Sun Way Shue**, Newark, CA (US)

(72) Inventor: **Sun Way Shue**, Newark, CA (US)

(73) Assignee: **Sun Way Shue**, Newark, CA (US)

(\*\*) Term: **15 Years**

(21) Appl. No.: **29/528,014**

(22) Filed: **May 25, 2015**

(51) **LOC (10) Cl.** ..... **12-16**

(52) **U.S. Cl.**  
USPC ..... **D12/187**

(58) **Field of Classification Search**  
USPC ..... D12/187, 199, 189; D6/300, 309  
CPC ..... B60R 1/076; G02B 7/18; G02B 7/182;  
G02B 5/08

See application file for complete search history.

(56) **References Cited**

**U.S. PATENT DOCUMENTS**

4,630,904 A \* 12/1986 Pastore ..... B60R 1/12  
359/636  
D346,356 S \* 4/1994 Leu ..... D12/187  
D471,847 S \* 3/2003 Rumsey ..... D12/187

6,902,284 B2 \* 6/2005 Hutzel ..... B60Q 3/023  
248/479  
D556,105 S \* 11/2007 Carter ..... D12/187  
D659,617 S \* 5/2012 Brockington ..... D12/187  
D746,744 S \* 1/2016 Sloterbeek ..... D12/187  
2014/0192431 A1 \* 7/2014 Sloterbeek ..... B60R 1/12  
359/871

\* cited by examiner

*Primary Examiner* — Katrina A Betton

(57) **CLAIM**

The ornamental design for a 3 in 1 rearview mirror assembly, as shown.

**DESCRIPTION**

FIG. 1 is an isometric perspective view of a 3 in 1 rearview mirror assembly in accordance with the present design;  
FIG. 2 is a front view thereof;  
FIG. 3 is a back view thereof;  
FIG. 4 is a side view thereof;  
FIG. 5 is a top view thereof; and,  
FIG. 6 is a bottom view thereof.

**1 Claim, 3 Drawing Sheets**



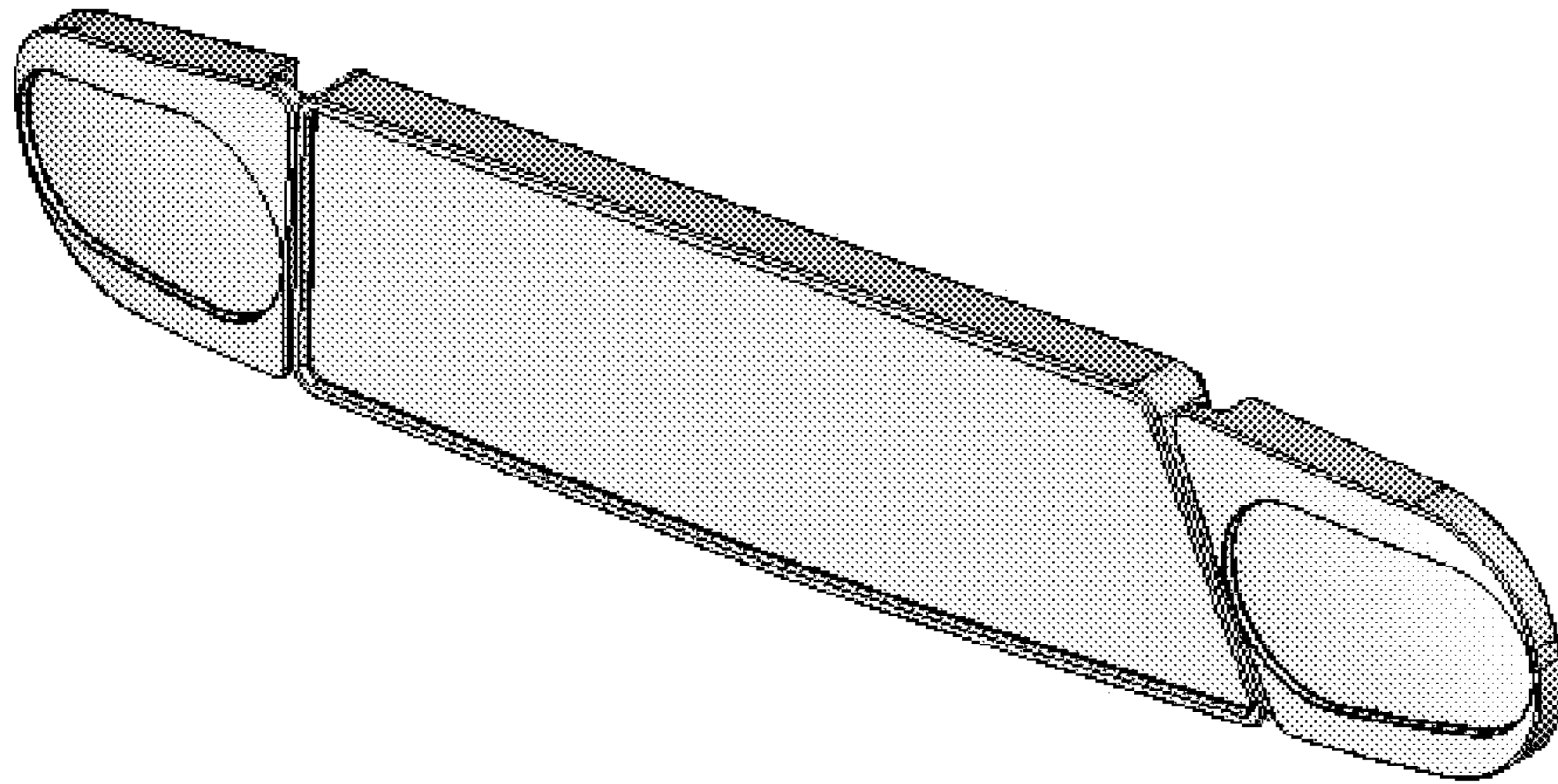


Fig. 1




Fig. 2



Fig. 3

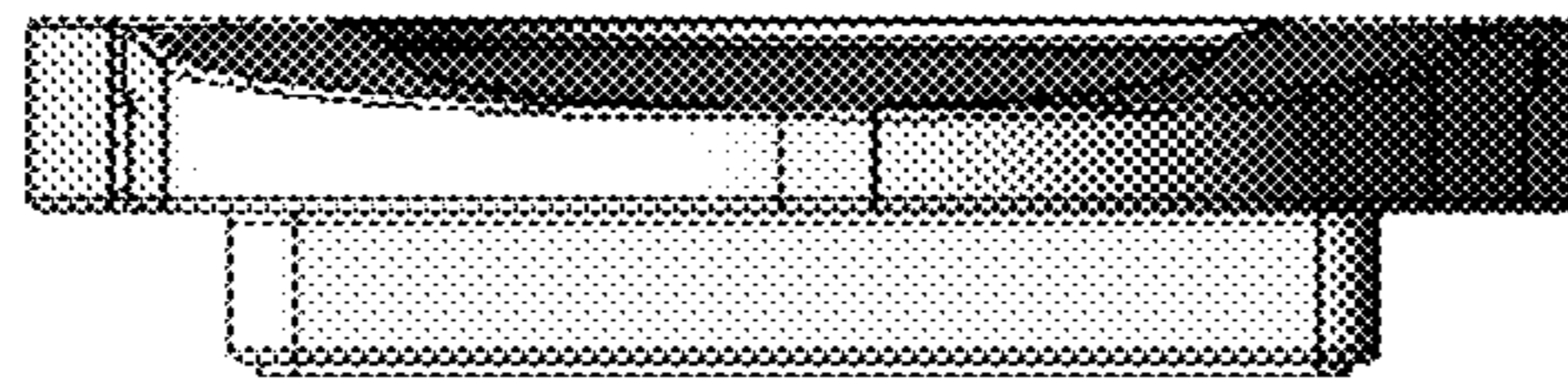


Fig. 4

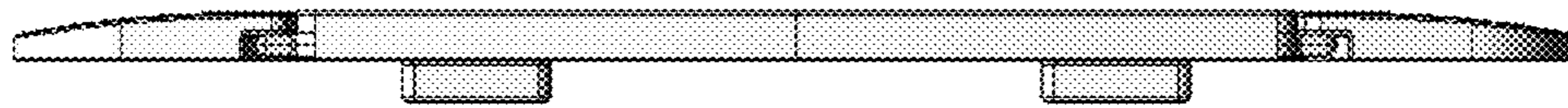


Fig. 5




Fig. 6