



US00D755092S

(12) **United States Design Patent**
Isogai et al.

(10) **Patent No.:** **US D755,092 S**
(45) **Date of Patent:** **** May 3, 2016**

(54) **AUTOMOBILE**

- (71) Applicants: **Yuki Isogai**, Nisshin (JP); **Takuya Ishibashi**, Nisshin (JP)
- (72) Inventors: **Yuki Isogai**, Nisshin (JP); **Takuya Ishibashi**, Nisshin (JP)
- (73) Assignee: **Toyota Jidosha Kabushiki Kaisha** (JP)
- (**) Term: **14 Years**
- (21) Appl. No.: **29/515,385**
- (22) Filed: **Jan. 22, 2015**
- (51) **LOC (10) Cl.** **12-16**
- (52) **U.S. Cl.**
USPC **D12/164**
- (58) **Field of Classification Search**
USPC D12/86, 90-92, 164, 169, 196;
D21/424, 433, 434; 296/181.1, 181.5
CPC B60R 19/24; B62D 21/152; B62D 25/105;
B62D 25/08
See application file for complete search history.

(56) **References Cited**

U.S. PATENT DOCUMENTS

D528,056 S *	9/2006	Lai	D12/164
D559,163 S *	1/2008	Okamoto	D12/164
D587,637 S *	3/2009	Pfeiffer	D12/164
D598,823 S *	8/2009	Hiranaka	D12/164
D619,510 S *	7/2010	Suzuki	D12/164
D622,190 S *	8/2010	Kanno	D12/164
D651,948 S *	1/2012	Fukui	D12/164
D662,864 S *	7/2012	Fukui	D12/164
D671,868 S *	12/2012	Tomatsu	D12/164
D691,524 S *	10/2013	Suga	D12/164
D697,840 S *	1/2014	Kwon	D12/164
D716,699 S *	11/2014	Sakae	D12/92
2014/0292028 A1 *	10/2014	Dix	B62D 21/152 296/187.1

OTHER PUBLICATIONS

Toyota, Lexus ES350, LEXUS.com (a) <<http://www.lexus.ca/lexus/en/automobiles/es>> (b) <<http://www.lexus.com/models/ES/gallery>> available in 2014.
Daimler, Mercedes-benz E-class(2014), Netcarshow.com (a) <http://www.netcarshow.com/mercedes-benz/2014-e-class/800x600/wallpaper_02.htm> (b) <http://www.netcarshow.com/mercedes-benz/2014-e-class/800x600/wallpaper_4d.htm> available in 2014.

* cited by examiner

Primary Examiner — Philip S Hyder

Assistant Examiner — Darlington Ly

(74) *Attorney, Agent, or Firm* — Saidman DesignLaw Group, LLC

(57) **CLAIM**

The ornamental design for an automobile, as shown and described.

DESCRIPTION

FIG. 1 is a front right perspective view of an automobile showing our new design;
FIG. 2 is a front left perspective view thereof;
FIG. 3 is a rear right perspective view thereof;
FIG. 4 is a rear left perspective view thereof;
FIG. 5 is a front view thereof;
FIG. 6 is a rear view thereof;
FIG. 7 is a top view thereof;
FIG. 8 is a left side view thereof; and,
FIG. 9 is a right side view thereof.
The claimed design is indicated by the relatively dark portions in the figures. The relatively light portions form no part of the claimed design.

1 Claim, 5 Drawing Sheets





FIG. 1




FIG. 2




FIG. 3




FIG. 4




FIG. 5




FIG. 6




FIG. 7




FIG. 8



FIG. 9