



US00D755091S

(12) **United States Design Patent**
Ishibashi

(10) **Patent No.:** **US D755,091 S**
(45) **Date of Patent:** **** May 3, 2016**

(54) **AUTOMOBILE**

(71) Applicant: **Takuya Ishibashi**, Nisshin (JP)

(72) Inventor: **Takuya Ishibashi**, Nisshin (JP)

(73) Assignee: **Toyota Jidosha Kabushiki Kaisha** (JP)

(**) Term: **14 Years**

(21) Appl. No.: **29/515,383**

(22) Filed: **Jan. 22, 2015**

(51) **LOC (10) Cl.** **12-16**

(52) **U.S. Cl.**
USPC **D12/164**

(58) **Field of Classification Search**
USPC D12/86, 90-92, 164; D21/421, 433,
D21/434; 296/181.1, 181.5
CPC B62D 35/00; B62D 25/00; B62D 25/06;
B62D 25/08; B62D 33/00
See application file for complete search history.

(56) **References Cited**

U.S. PATENT DOCUMENTS

| | | | | | |
|------------|---|---------|---------|-------|---------|
| D602,821 S | * | 10/2009 | Tada | | D12/164 |
| D620,841 S | * | 8/2010 | Sakae | | D12/92 |
| D622,191 S | * | 8/2010 | Yagi | | D12/164 |
| D630,555 S | * | 1/2011 | Koshino | | D12/92 |
| D673,485 S | * | 1/2013 | Yamada | | D12/164 |
| D698,289 S | * | 1/2014 | Kwon | | D12/164 |
| D706,181 S | * | 6/2014 | Sakae | | D12/164 |

| | | | | | |
|------------|---|---------|----------|-------|---------|
| D714,695 S | * | 10/2014 | Kim | | D12/164 |
| D715,706 S | * | 10/2014 | Futschik | | D12/164 |
| D725,006 S | * | 3/2015 | Takei | | D12/164 |

OTHER PUBLICATIONS

Toyota, LexusES350 (2014), <http://www.netcarshow.com/lexus/2013-es350/800x600/wallpaper_oa.htm>, available in 2014.
Daimler, Mercedes-benz E-class(2014), <http://www.netcarshow.com/mercedes-benz/2014-e-class/800x600/wallpaper_48.htm>, available in 2014.

* cited by examiner

Primary Examiner — Melody N Brown

(74) *Attorney, Agent, or Firm* — Saidman DesignLaw Group, LLC


(57) **CLAIM**

The ornamental design for an automobile, as shown and described.

DESCRIPTION

FIG. 1 is a front right perspective view of an automobile showing my new design;
FIG. 2 is a front left perspective view thereof;
FIG. 3 is a rear right perspective view thereof;
FIG. 4 is a rear left perspective view thereof;
FIG. 5 is a front view thereof;
FIG. 6 is a rear view thereof;
FIG. 7 is a top view thereof;
FIG. 8 is a left side view thereof; and,
FIG. 9 is a right side view thereof.
The claimed design is indicated by the relatively dark portions in the figures. The relatively light portions are environmental and form no part of the claimed design.

1 Claim, 5 Drawing Sheets






FIG. 1




FIG. 2




FIG. 3




FIG. 4




FIG. 5



FIG. 6




FIG. 7

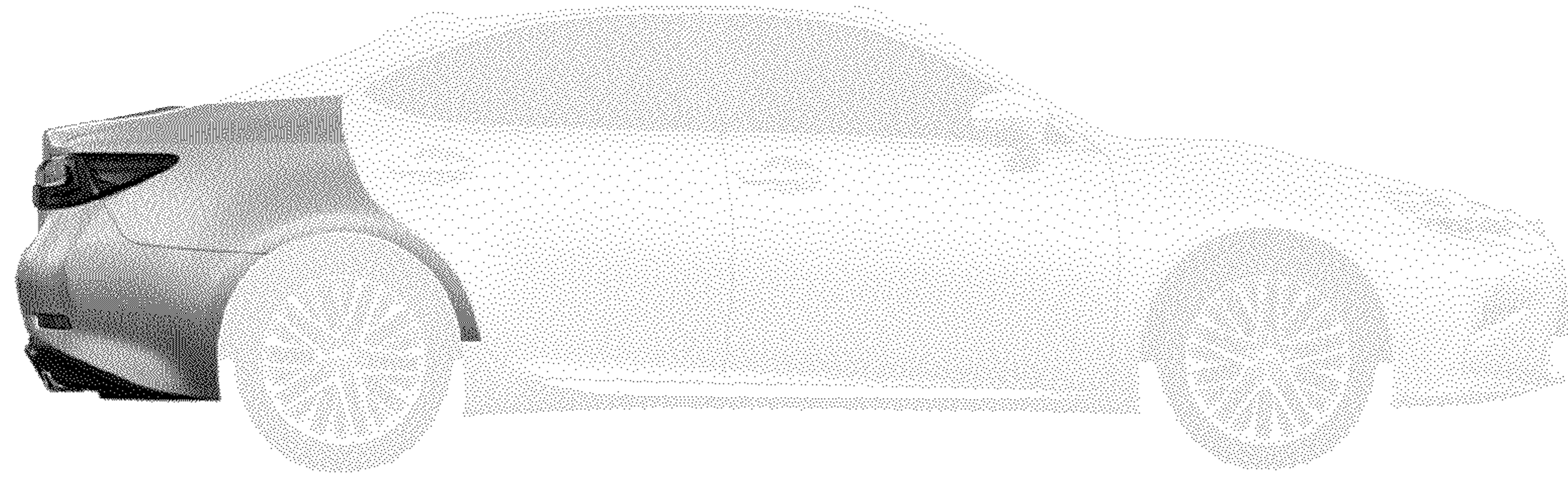


FIG. 8




FIG. 9