

US00D755084S

(12) **United States Design Patent**
Sakata

(10) **Patent No.:** **US D755,084 S**
(45) **Date of Patent:** **** May 3, 2016**

- (54) **MOTORCYCLE**
- (71) Applicant: **Isao Sakata**, Tokyo-to (JP)
- (72) Inventor: **Isao Sakata**, Tokyo-to (JP)
- (73) Assignee: **YAMAHA HATSUDOKI KABUSHIKI KAISHA** (JP)
- (**) Term: **14 Years**
- (21) Appl. No.: **29/512,484**
- (22) Filed: **Dec. 19, 2014**
- (30) **Foreign Application Priority Data**
 - Jun. 30, 2014 (JP) 2014-014227
- (51) **LOC (10) Cl.** **12-11**
- (52) **U.S. Cl.**
USPC **D12/110**
- (58) **Field of Classification Search**
USPC D12/109, 110, 111, 114, 117, 126, 184,
D12/186; D21/432, 458, 538; 180/210-217,
180/219, 220, 225, 229, 908; 280/103, 124,
280/152.1-152.3, 288.2, 288.4, 304.3, 770,
280/827, 828, 847, 848; 296/77.1, 78.1,
296/181.1, 187.01, 187.12, 192, 193.01,
296/193.04, 193.05, 193.09; 446/440
CPC B62D 37/00; B62D 57/00; B62K 9/00;
B62K 11/04; B62K 17/00; B62K 19/48;
B62M 7/12; F02B 61/02; A63H 17/21;
B62J 17/00; B62J 17/04; B62J 29/00
See application file for complete search history.

- (56) **References Cited**
U.S. PATENT DOCUMENTS
D582,316 S * 12/2008 Stenegard D12/110
D591,205 S * 4/2009 Heinrich D12/110

- D597,449 S * 8/2009 Nagao D12/110
- D601,458 S * 10/2009 Nagao D12/110
- D605,089 S * 12/2009 Tanaka D12/110
- D636,708 S * 4/2011 Katagiri D12/110
- D638,756 S * 5/2011 Kouchi D12/110
- D651,138 S * 12/2011 Lai D12/110
- D652,769 S * 1/2012 Kudo D12/110
- D669,821 S * 10/2012 Nishihara D12/110
- D688,983 S * 9/2013 Shibuta D12/110
- D689,406 S * 9/2013 Yasuhara D12/110
- D695,153 S * 12/2013 Buckan D12/110
- D695,154 S * 12/2013 Buckan D12/110
- 8,827,024 B1 * 9/2014 Sumi B62M 9/16
180/227
- D723,429 S * 3/2015 Hohdorf D12/110
- D735,085 S * 7/2015 Buckan D12/110
- D736,677 S * 8/2015 Imura D12/110
- 2012/0318598 A1 * 12/2012 Fujiyama B60K 5/12
180/219
- 2015/0101875 A1 * 4/2015 Inayama B60K 13/02
180/225

* cited by examiner


Primary Examiner — Philip S Hyder
Assistant Examiner — Darlington Ly
(74) *Attorney, Agent, or Firm* — Ostrolenk Faber LLP

(57) **CLAIM**
The ornamental design for a motorcycle, as shown and described.

DESCRIPTION

FIG. a motorcycle showing my new design;
FIG. 2 is a left side, rear, perspective view thereof;
FIG. 3 is a left side view thereof;
FIG. 4 is a right side view thereof;
FIG. 5 is a front view thereof;
FIG. 6 is a rear view thereof; and,
FIG. 7 is a top view thereof.

1 Claim, 7 Drawing Sheets






FIG. 1

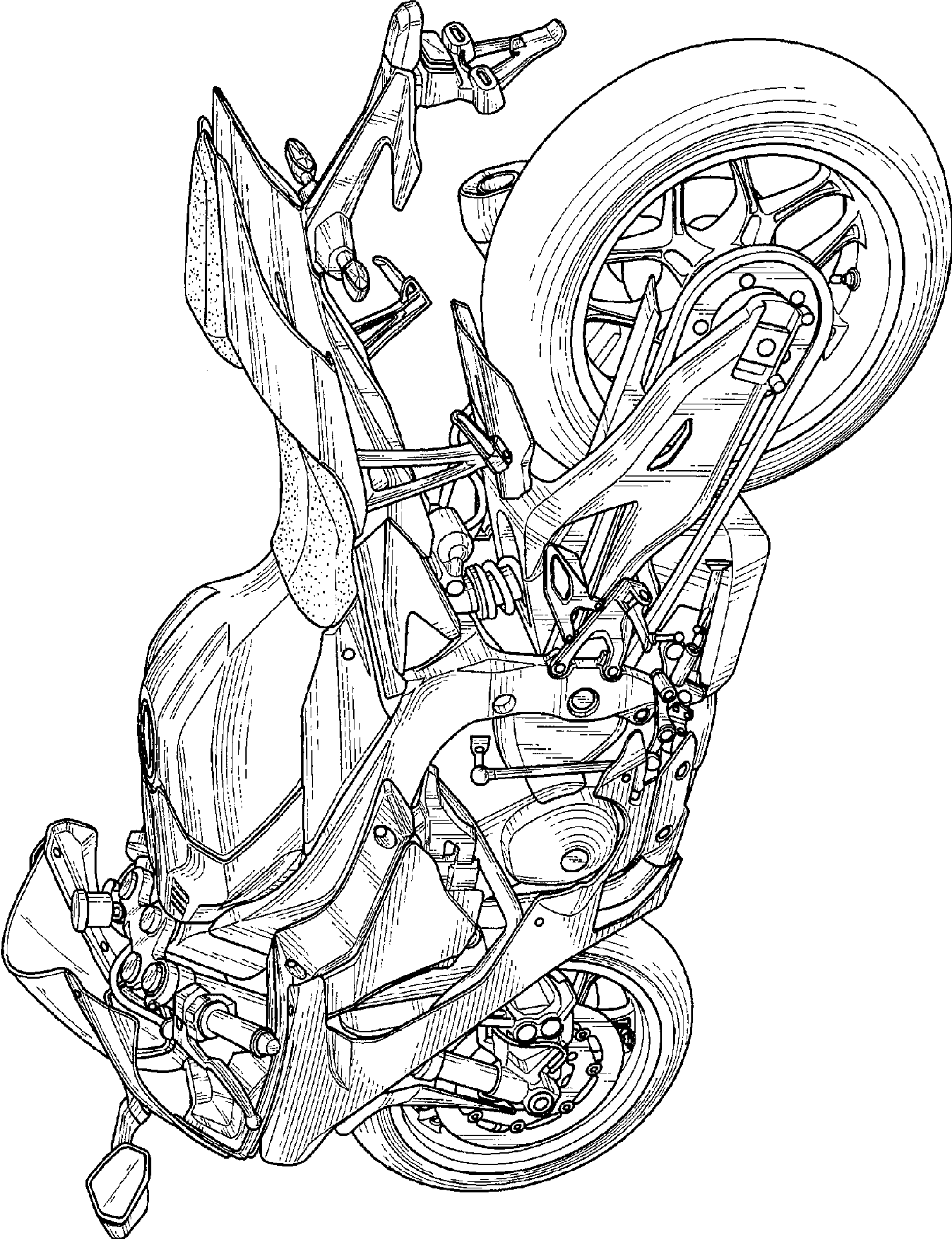


FIG. 2

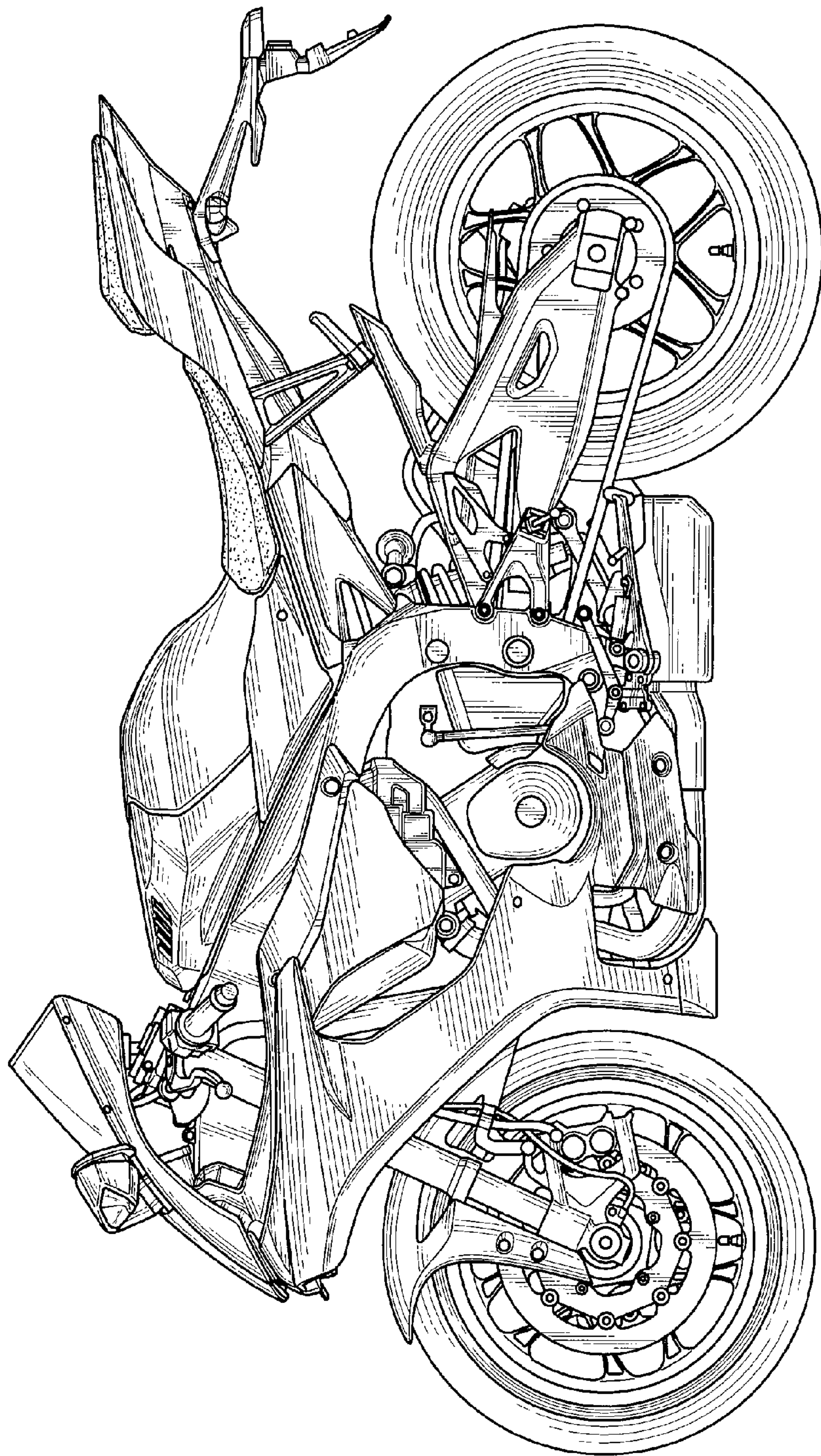


FIG. 3




FIG. 4

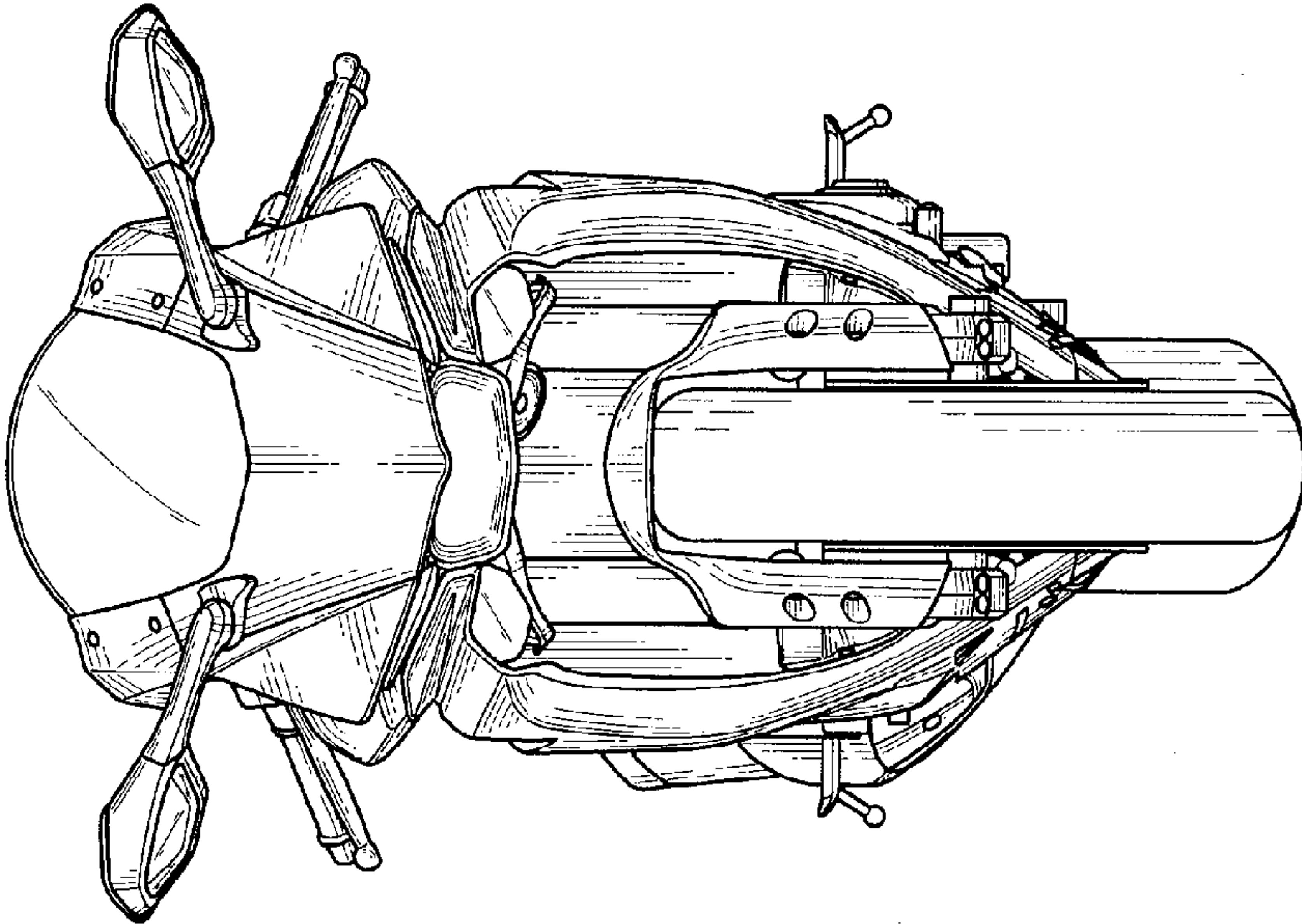


FIG. 5

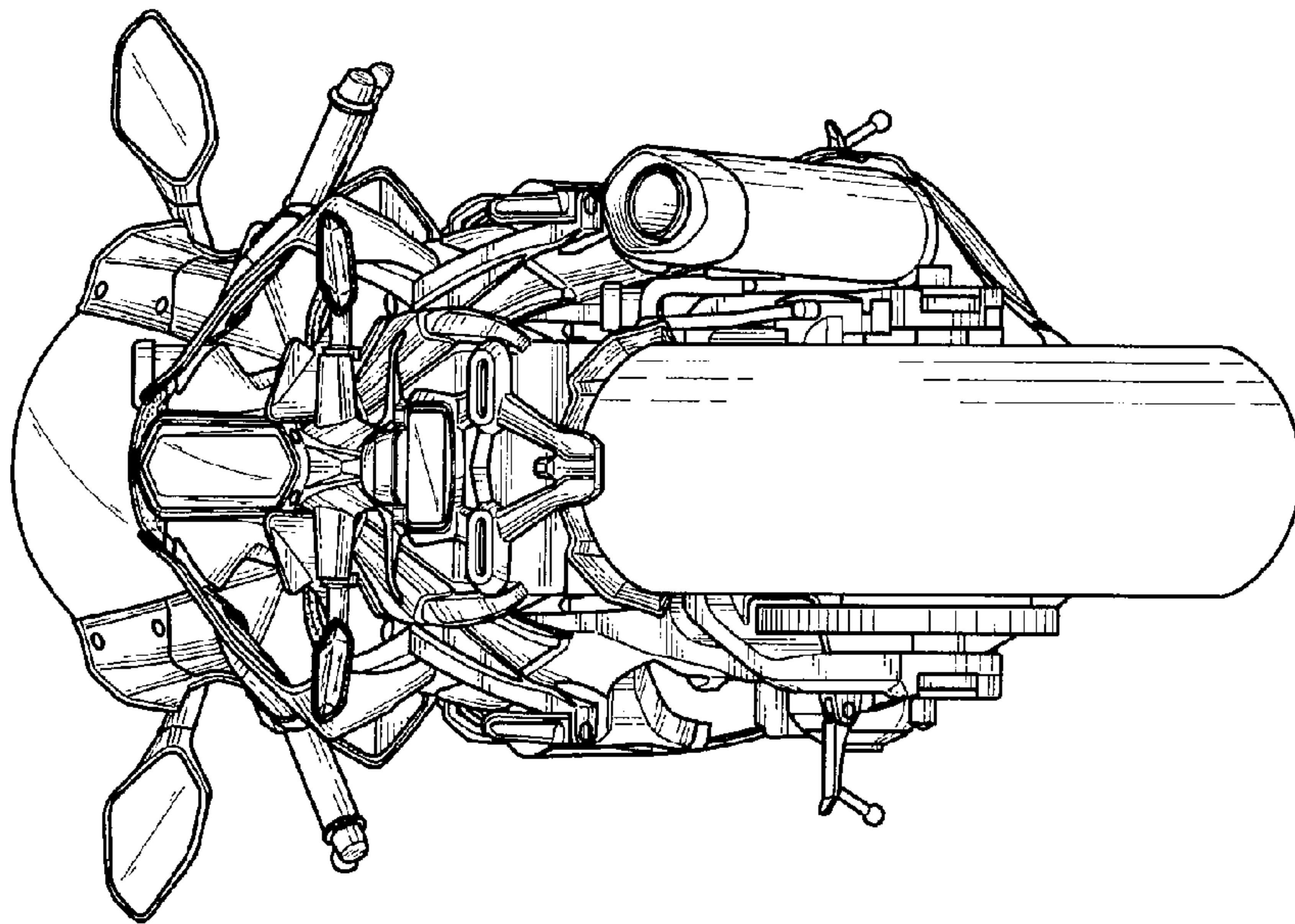


FIG. 6

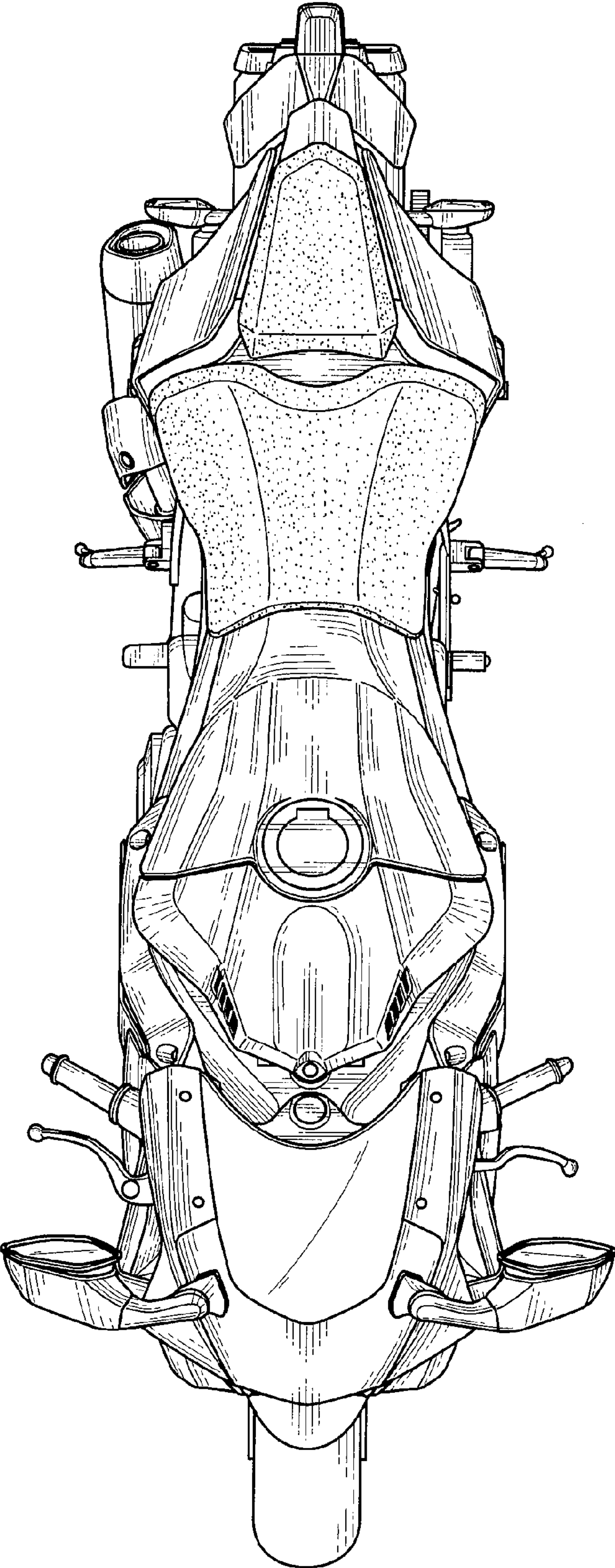


FIG. 7