



US00D755078S

(12) **United States Design Patent**
Kennedy et al.

(10) **Patent No.:** **US D755,078 S**
(45) **Date of Patent:** **** May 3, 2016**

- (54) **BRIDGE PLATE**
- (71) Applicant: **NATIONAL RAILROAD PASSENGER CORP.**, Washington, DC (US)
- (72) Inventors: **Tom Kennedy**, Madison Heights, MI (US); **Christopher Kattola**, Shelby Township, MI (US); **Robert Kokx**, Rochester Hill, MI (US); **Atul Dae**, Madison Heights, MI (US); **Chris Dowdey**, Madison Heights, MI (US); **Gary Talbot**, Wilmington, DE (US); **Kyle Giannaula**, Philadelphia, PA (US); **Steve Hodge**, Grand Blanc, MI (US)
- (73) Assignee: **NATIONAL RAILROAD PASSENGER CORP.**, Washington, DC (US)

1,149,759 A	8/1915	Hedley et al.	
1,216,560 A	2/1917	Gallinant	
1,821,734 A *	9/1931	Viche	B65G 69/30 14/69.5
4,131,209 A *	12/1978	Manning	A61G 3/061 105/433
4,209,869 A *	7/1980	Trine	B65G 69/30 14/69.5
4,685,858 A *	8/1987	Manning	A61G 3/061 280/166
5,517,921 A	5/1996	Klohn	
5,845,579 A	12/1998	Langley et al.	
5,845,580 A	12/1998	Muller et al.	
6,010,298 A *	1/2000	Cohn	A61G 3/061 414/522
7,641,209 B2 *	1/2010	Watters	A61G 3/061 280/124.109
D629,123 S *	12/2010	Smith, Sr.	D25/18
D735,435 S *	7/2015	Guido, III	D34/32
2001/0042489 A1	11/2001	Yamaguchi et al.	
2004/0136820 A1 *	7/2004	Cohn	B60P 1/433 414/537
2006/0245883 A1 *	11/2006	Fontaine	A61G 3/061 414/537
2008/0028546 A1 *	2/2008	Fullerton	A61G 3/063 14/71.1

(**) Term: **14 Years**

(21) Appl. No.: **29/487,626**

(22) Filed: **Apr. 10, 2014**

(51) **LOC (10) Cl.** **12-03**

(52) **U.S. Cl.**
USPC **D12/42**

(58) **Field of Classification Search**
USPC D12/36, 42, 101, 102, 105, 106;
104/31, 27; D34/32, 35, 28; D25/1, 3,
D25/62, 68; 414/537; 14/69.5, 71.1, 71.5
CPC B60R 3/02; B61B 1/02; B61D 23/00
See application file for complete search history.

(56) **References Cited**

U.S. PATENT DOCUMENTS

937,375 A	10/1909	Logan
1,027,107 A	5/1912	De Ryss
1,027,828 A	5/1912	De Ryss
1,050,937 A	1/1913	Gallinant
1,098,298 A	5/1914	Porth

(Continued)

Primary Examiner — T. Chase Nelson

Assistant Examiner — Ania Aman

(74) *Attorney, Agent, or Firm* — Hauptman Ham, LLP

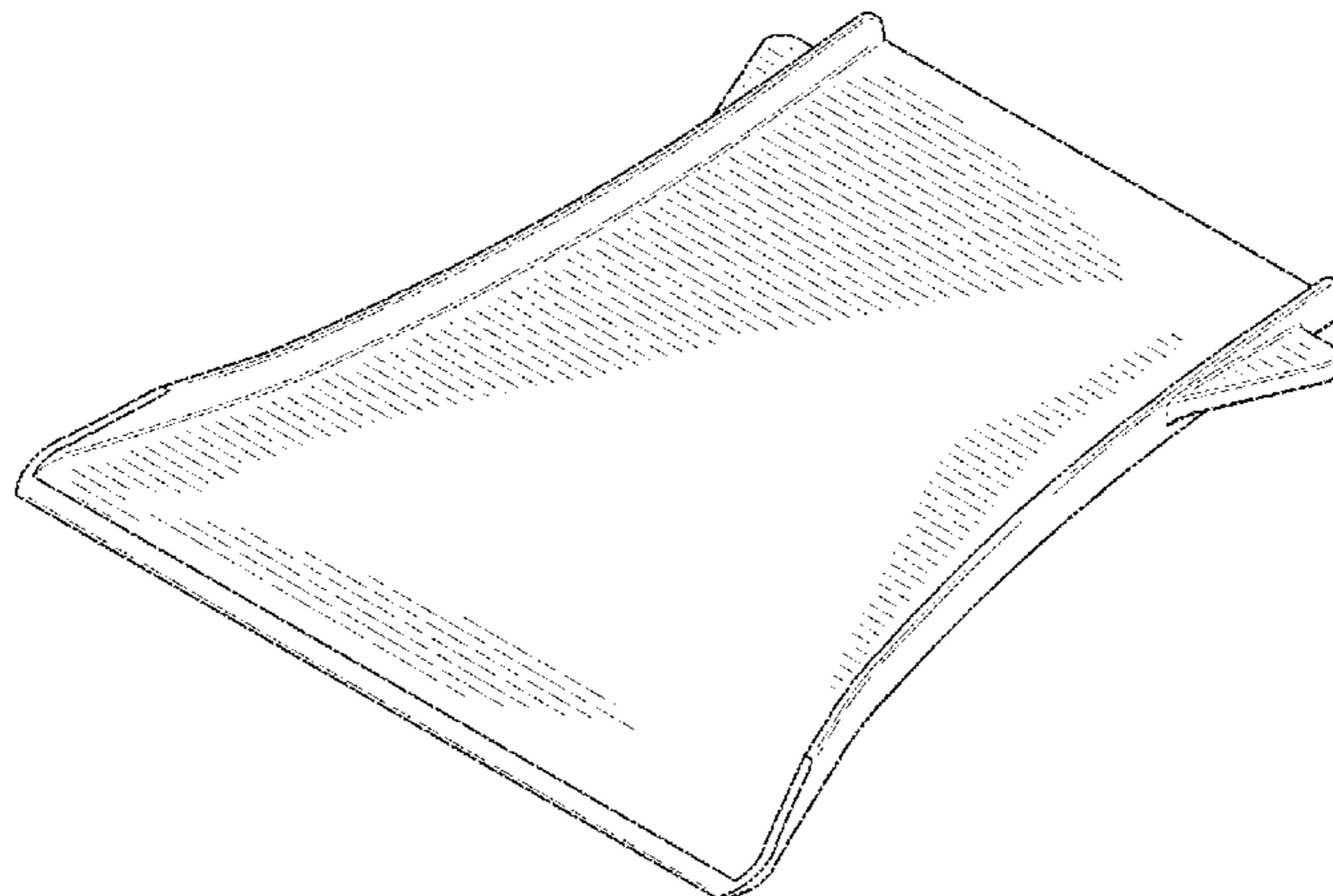
(57) **CLAIM**

The ornamental design for a bridge plate, as shown and described.

DESCRIPTION

FIG. 1 is an isometric view of a bridge plate;
FIG. 2 is a front view of the bridge plate of FIG. 1;
FIG. 3 is a rear view of the bridge plate of FIG. 1;
FIG. 4 is a left view of the bridge plate of FIG. 1;
FIG. 5 is a right view of the bridge plate of FIG. 1;
FIG. 6 is a top view of the bridge plate of FIG. 1; and
FIG. 7 is a bottom view of the bridge plate of FIG. 1.

1 Claim, 4 Drawing Sheets



(56)

References Cited

U.S. PATENT DOCUMENTS

2008/0184500	A1*	8/2008	Bettcher	A61G 3/061 14/71.1	2010/0043664	A1	2/2010	Winkelmann et al.
2009/0274542	A1*	11/2009	Pocobello	A61G 3/0808 414/522	2010/0058949	A1	3/2010	Lomberty et al.
					2010/0282119	A1*	11/2010	Chisena B61K 13/04 104/31
					2014/0255138	A1*	9/2014	Bruns A61G 3/061 414/537

* cited by examiner

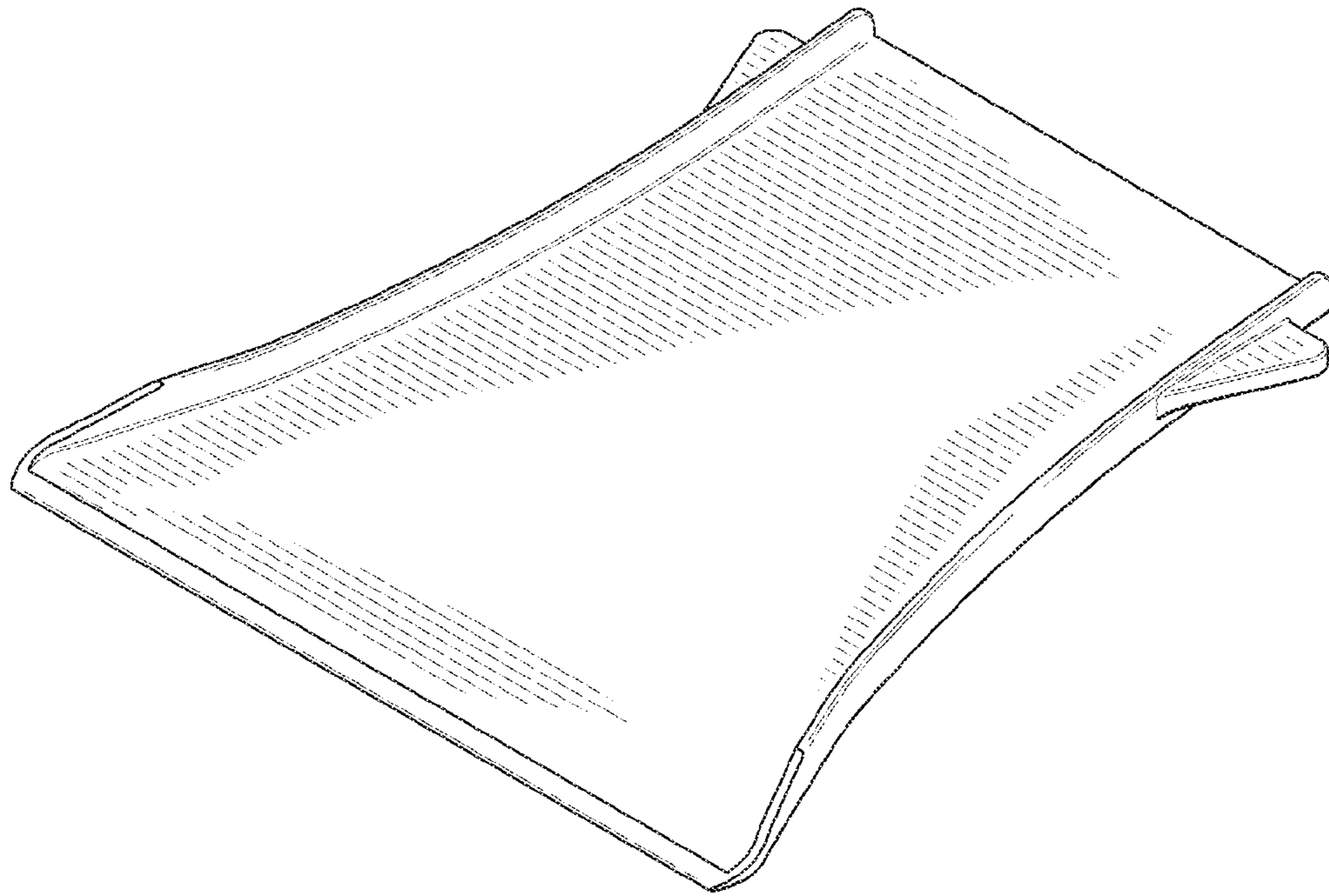


FIG. 1




FIG. 2




FIG. 3

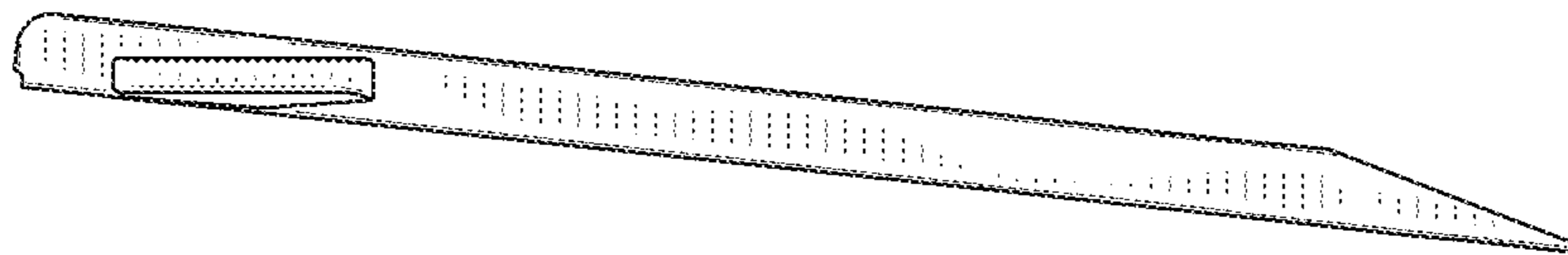


FIG. 4

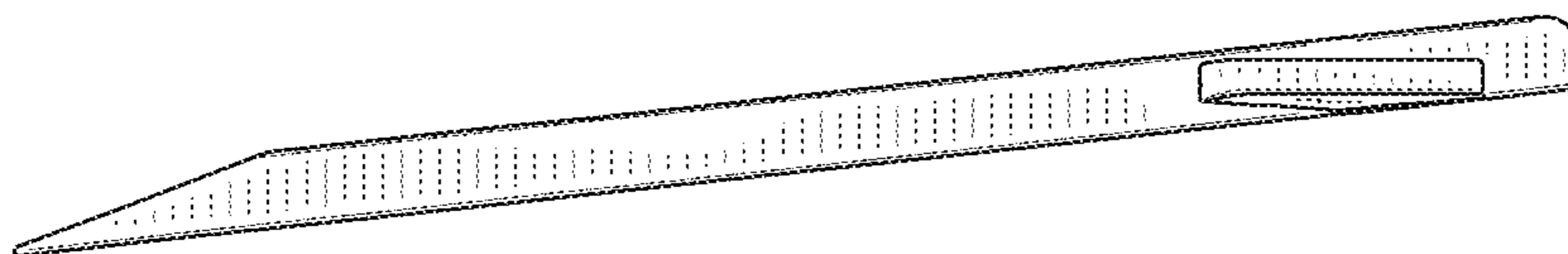


FIG. 5

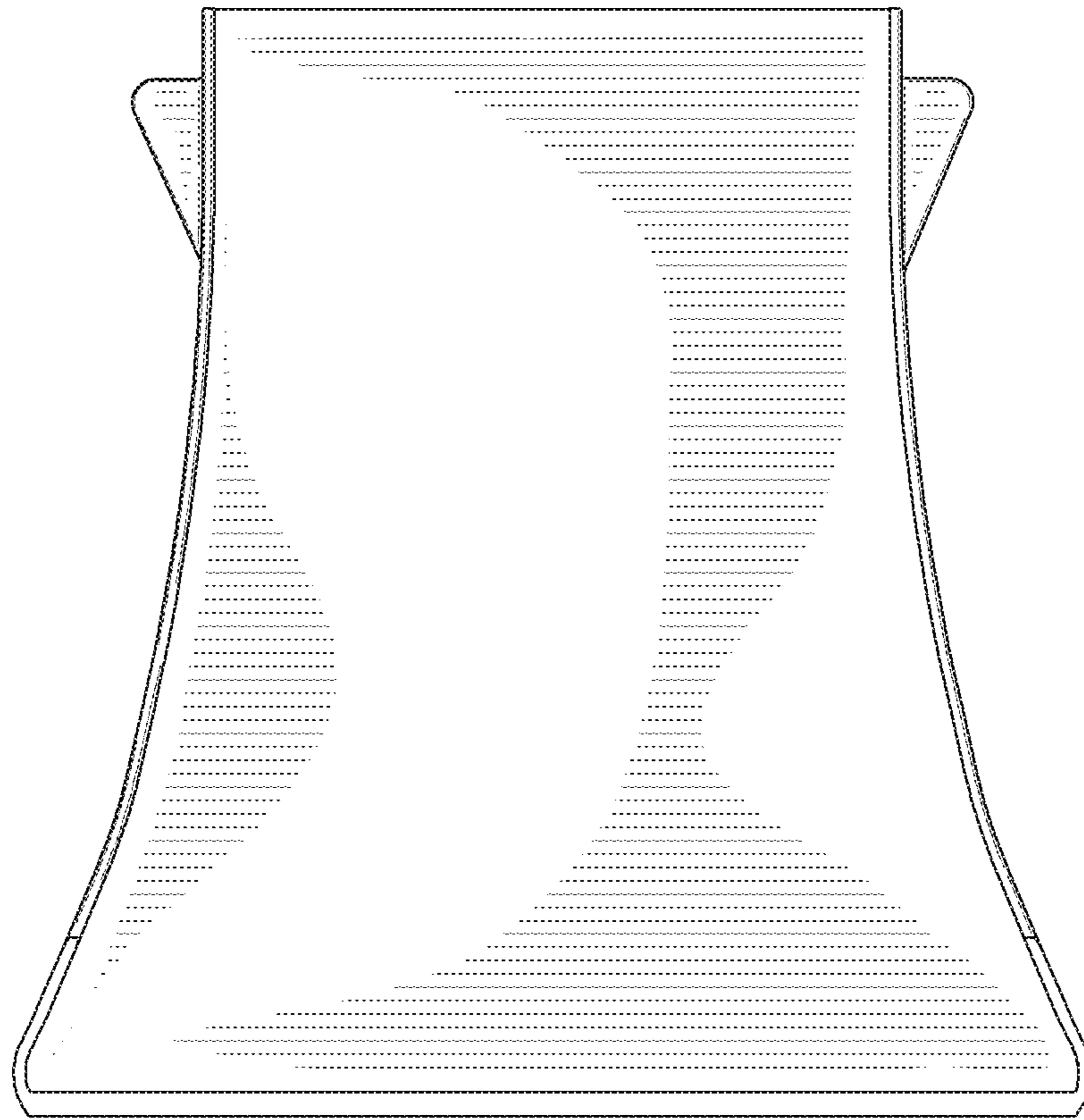


FIG. 6

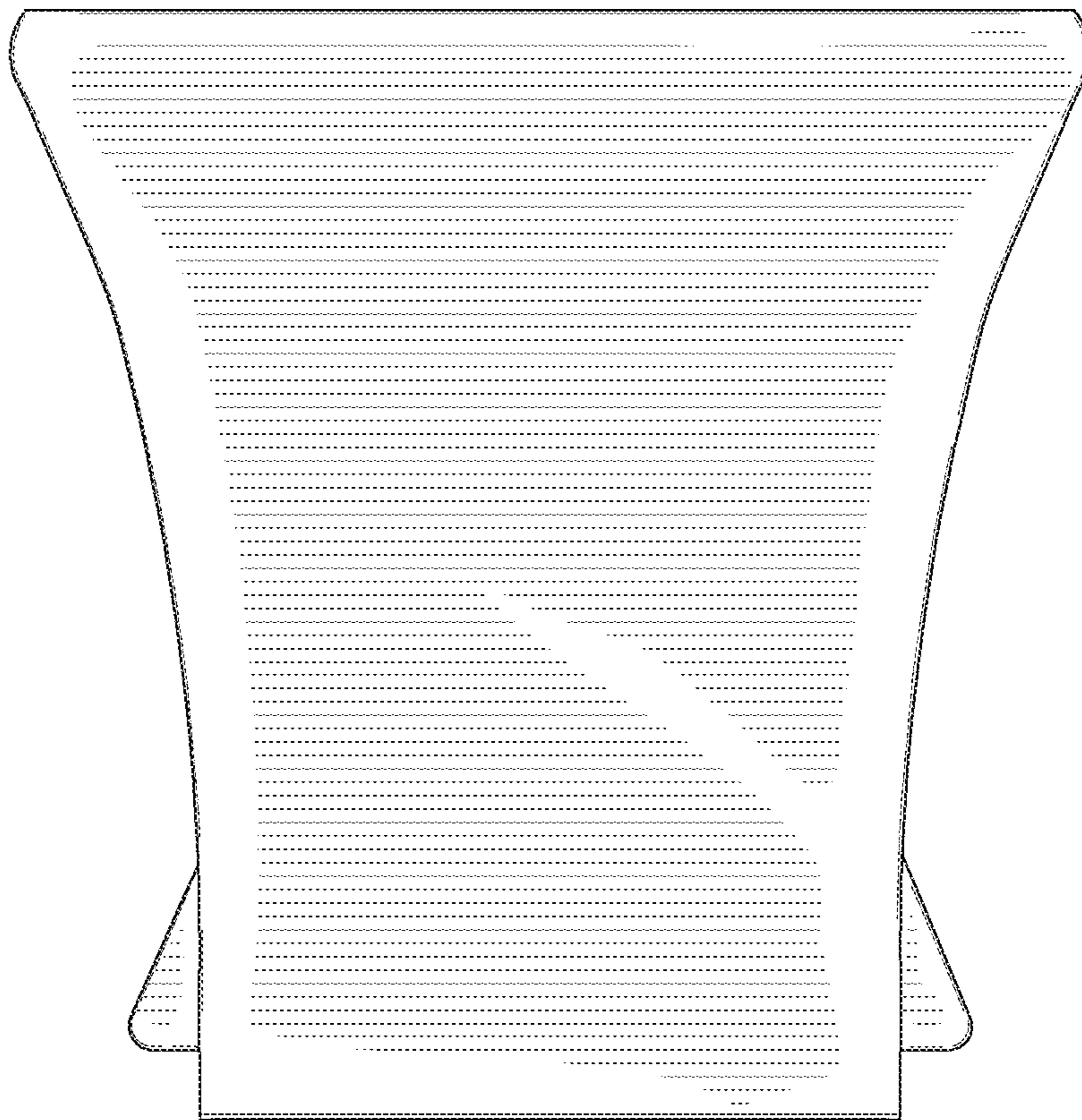


FIG. 7