



US00D755073S

(12) **United States Design Patent**
Rosenberg-Pineau

(10) **Patent No.:** **US D755,073 S**
(45) **Date of Patent:** **** May 3, 2016**

(54) **JEWELRY SETTING**

(71) Applicant: **Leo Schachter Diamonds, L.L.C.**, New York, NY (US)

(72) Inventor: **Katherine Rosenberg-Pineau**, Wellesley, MA (US)

(73) Assignee: **LEO SCHACHTER DIAMONDS, L.L.C.**, New York, NY (US)

(**) Term: **15 Years**

(21) Appl. No.: **29/527,352**

(22) Filed: **May 18, 2015**

(51) **LOC (10) Cl.** **11-01**

(52) **U.S. Cl.**
USPC **D11/91**

(58) **Field of Classification Search**
USPC D11/1-3, 26-45, 75-94; 63/3, 3.1, 3.2, 63/12, 13, 14.1, 14.2, 14.3, 15, 15.1, 15.2, 63/15.3, 15.4, 15.45, 15.5, 15.6, 15.65, 63/15.7, 15.8, 15.9, 18, 20, 26, 27, 28, 63/29.1, 29.2, 30, 31, 32
CPC A44C 17/04; A44C 17/046; A44C 17/00; A44C 17/001; A44C 25/001; A44C 9/0053; A44C 9/0061; A44C 9/0046; A44C 9/02; A44C 9/0084; A44C 7/00; A44C 15/001; A44C 15/0035; Y10T 29/49593; Y10T 29/23
See application file for complete search history.

(56) **References Cited**

U.S. PATENT DOCUMENTS

D260,862 S *	9/1981	Linzer	D11/92
D420,936 S *	2/2000	Murray	D11/92
D546,235 S *	7/2007	Sabet	D11/91
D574,289 S *	8/2008	Karavani	D11/91
D580,294 S *	11/2008	Sabet	D11/92
D602,807 S *	10/2009	Colombani	D11/92
D610,034 S *	2/2010	Colombani	D11/36

D628,113 S *	11/2010	Papadimitriou	D11/40
D637,102 S *	5/2011	Papadimitriou	D11/35
D639,692 S *	6/2011	Papadimitriou	D11/40
D639,693 S *	6/2011	Papadimitriou	D11/40
D676,779 S *	2/2013	Papadimitriou	D11/34
D677,192 S *	3/2013	Papadimitriou	D11/16
D726,068 S *	4/2015	Minister	D11/36

(Continued)

Primary Examiner — Cynthia Ramirez

Assistant Examiner — Llorellys Martinez-Rivera

(74) *Attorney, Agent, or Firm* — Pearl Cohen Zedek Latzer Baratz LLP

(57) **CLAIM**

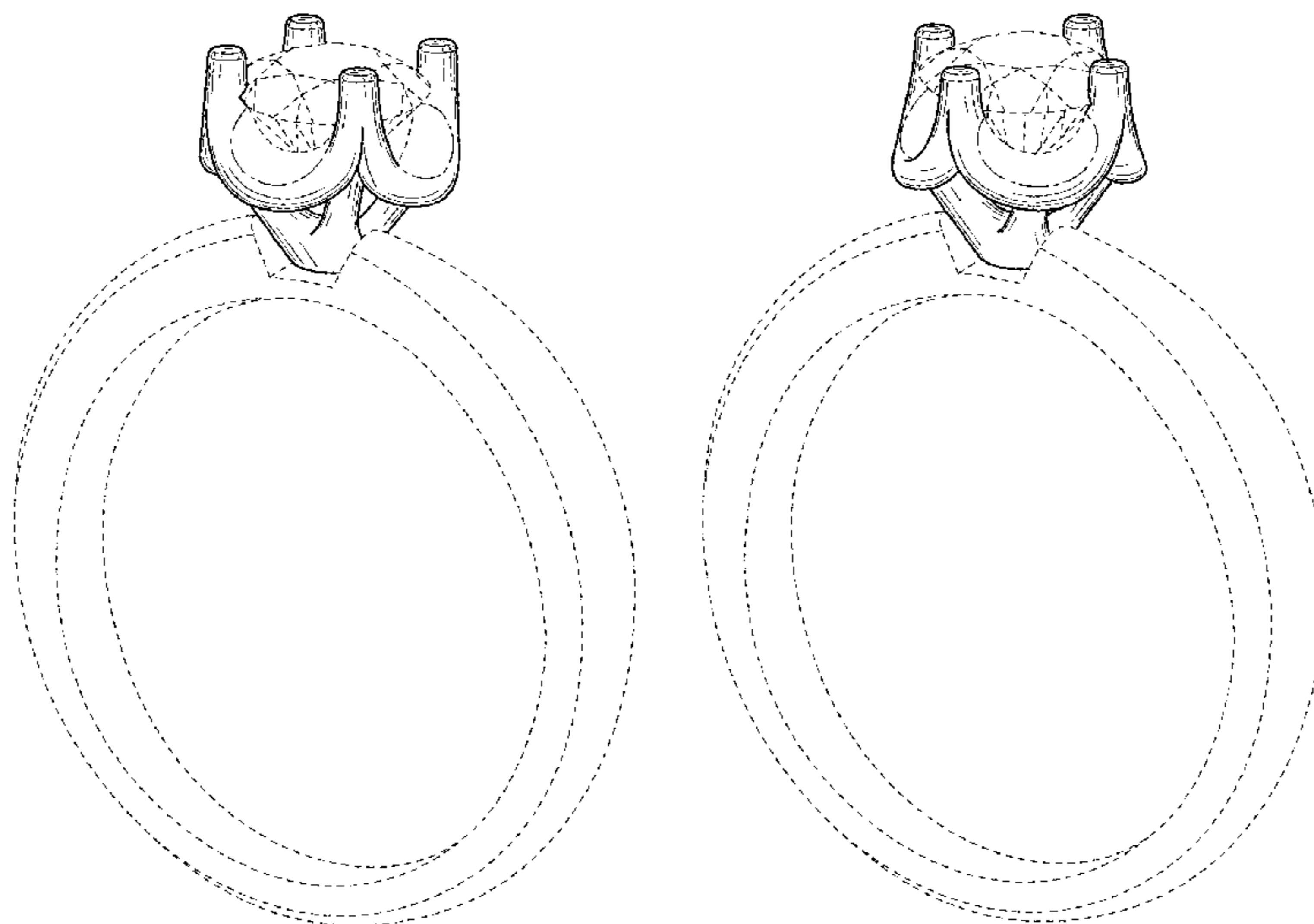
The ornamental design for a jewelry setting, as shown and described.

DESCRIPTION

FIG. 1 is a top, front, right side perspective view of a first embodiment of a jewelry setting showing my new design; FIG. 2 is a front elevation view thereof; FIG. 3 is a rear elevation view thereof; FIG. 4 is a right side elevation view thereof; FIG. 5 is a left side elevation view thereof; FIG. 6 is a top plan view thereof; FIG. 7 is a bottom plan view thereof; FIG. 8 is a top, front, right side perspective view of a second embodiment of a jewelry setting showing my new design; FIG. 9 is a front elevation view thereof; FIG. 10 is a rear elevation view thereof; FIG. 11 is a right side elevation view thereof; FIG. 12 is a left side elevation view thereof; FIG. 13 is a top plan view thereof; and, FIG. 14 is a bottom plan view thereof.

The dash-dot lines in the drawings illustrate a claim boundary and form not part of the claim design. The other broken lines shown in FIGS. 1 through 14 illustrate environmental subject matter only and form no part of the claimed design.

1 Claim, 6 Drawing Sheets



US D755,073 S

Page 2

(56)

References Cited

U.S. PATENT DOCUMENTS

D727,202 S * 4/2015 Shlakman D11/34
D729,106 S * 5/2015 Shlakman D11/26

2007/0256452 A1* 11/2007 Aghjayan A44C 17/0283
63/26
2014/0345322 A1* 11/2014 Logian A44C 13/00
63/12

* cited by examiner

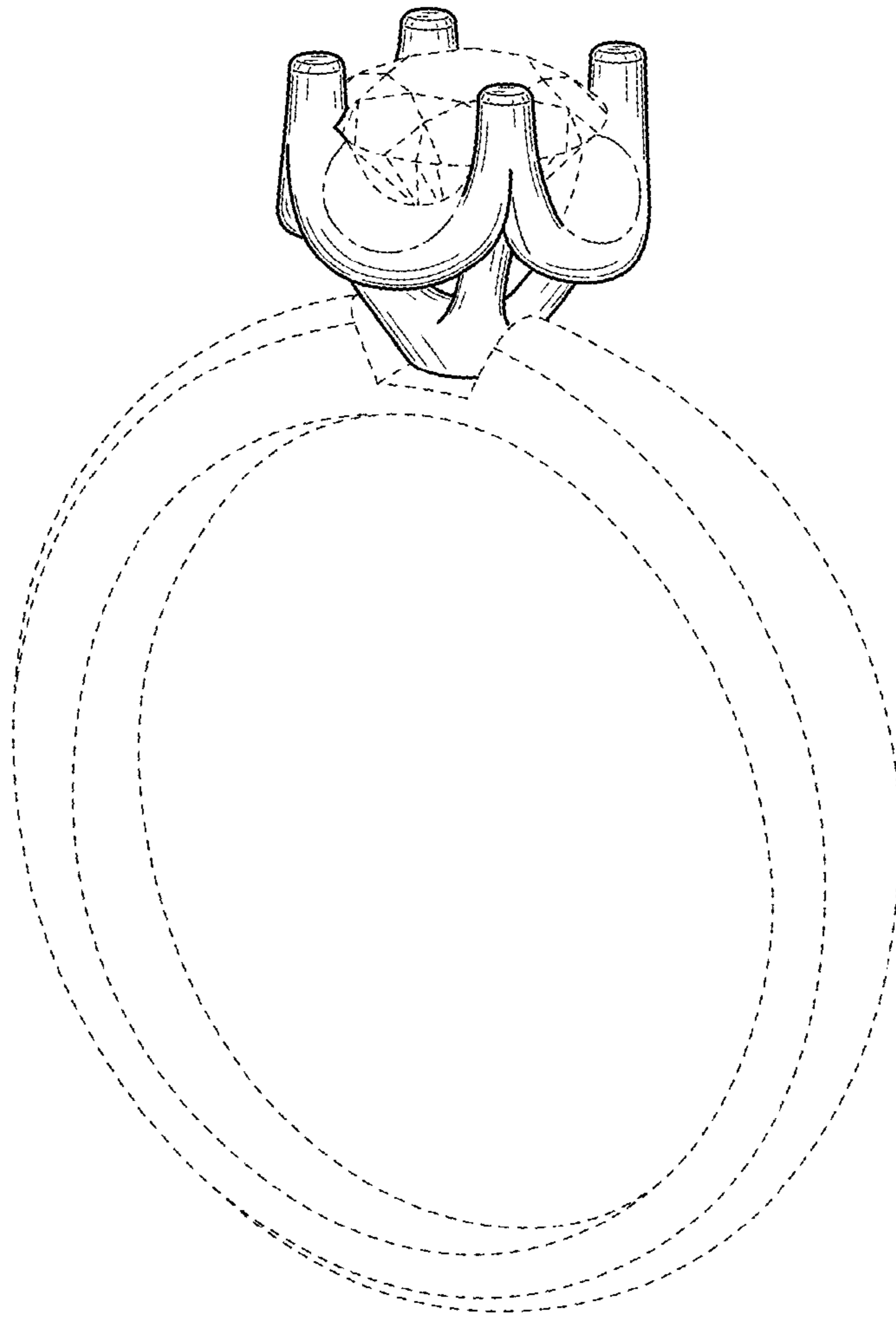


FIG. 1




FIG. 2




FIG. 3

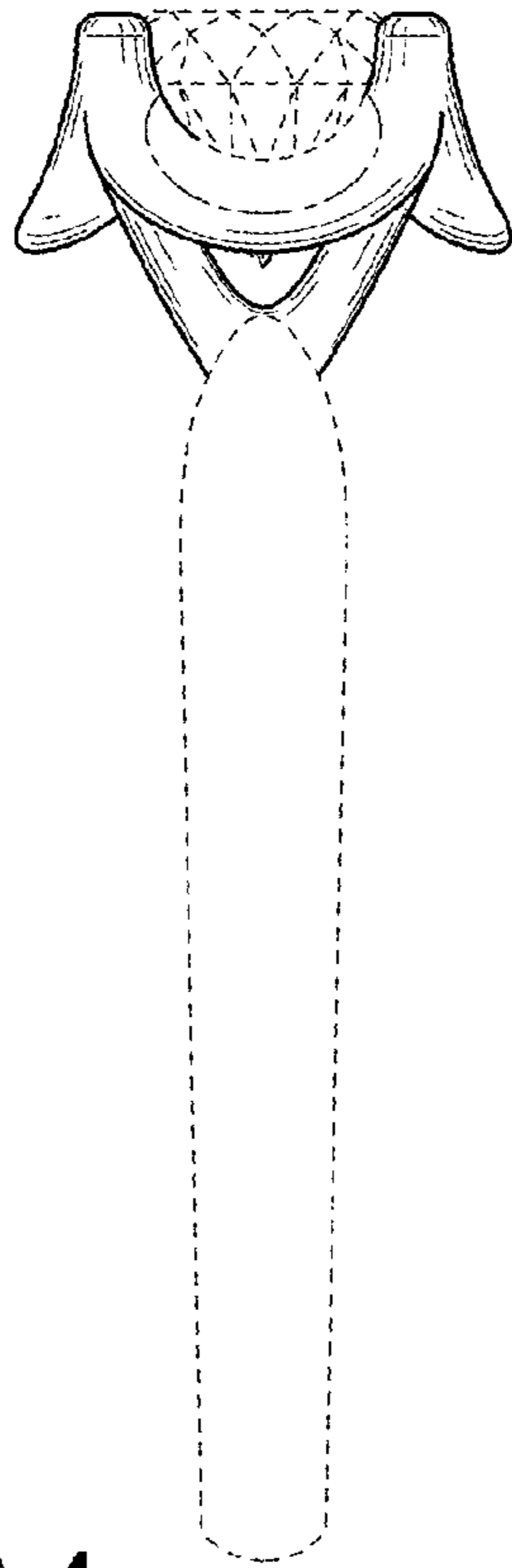


FIG. 4

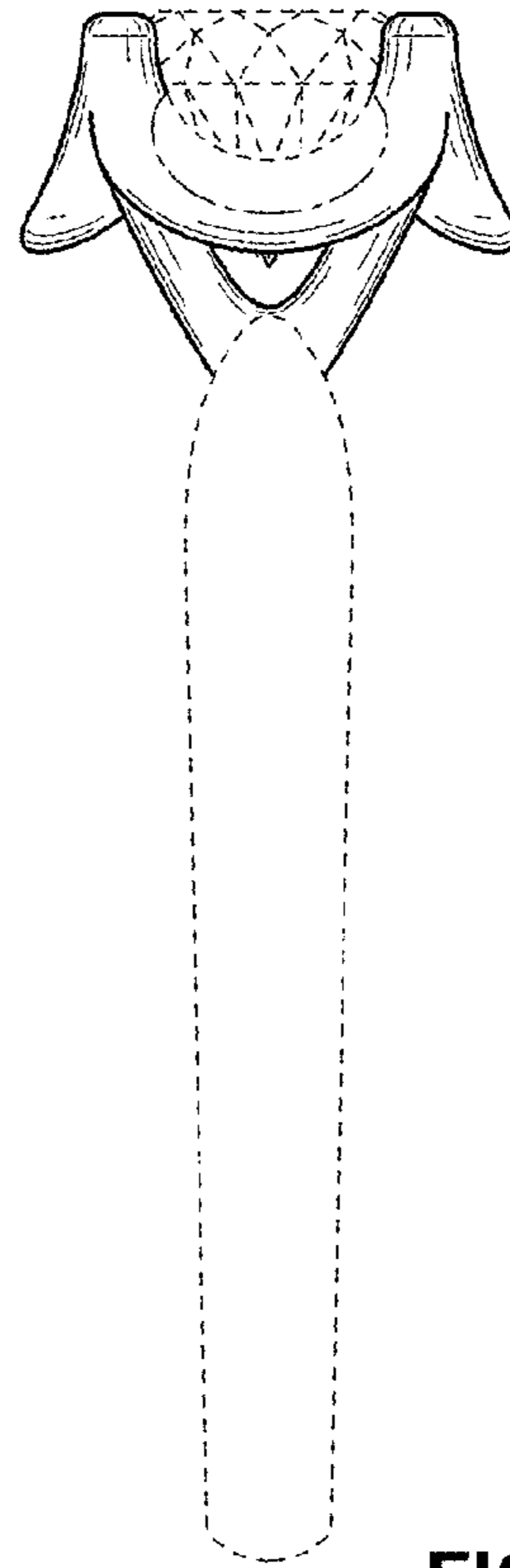


FIG. 5

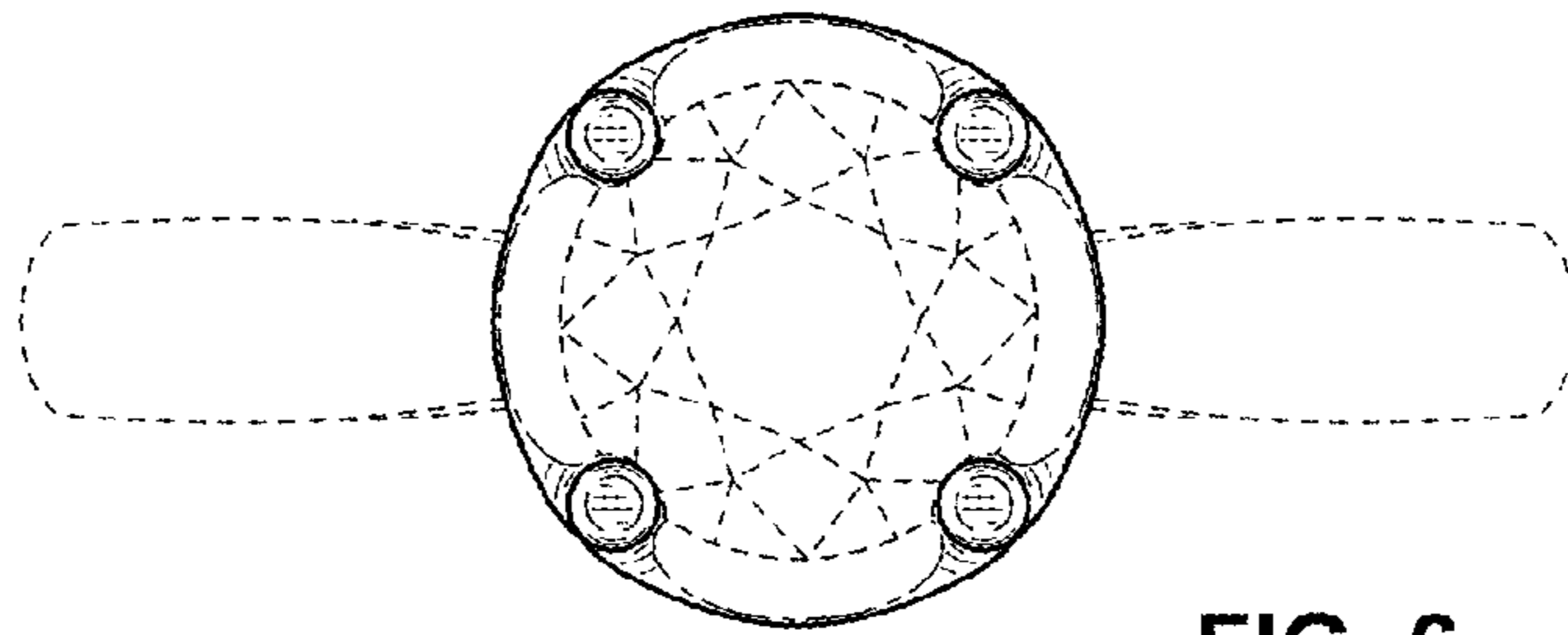


FIG. 6

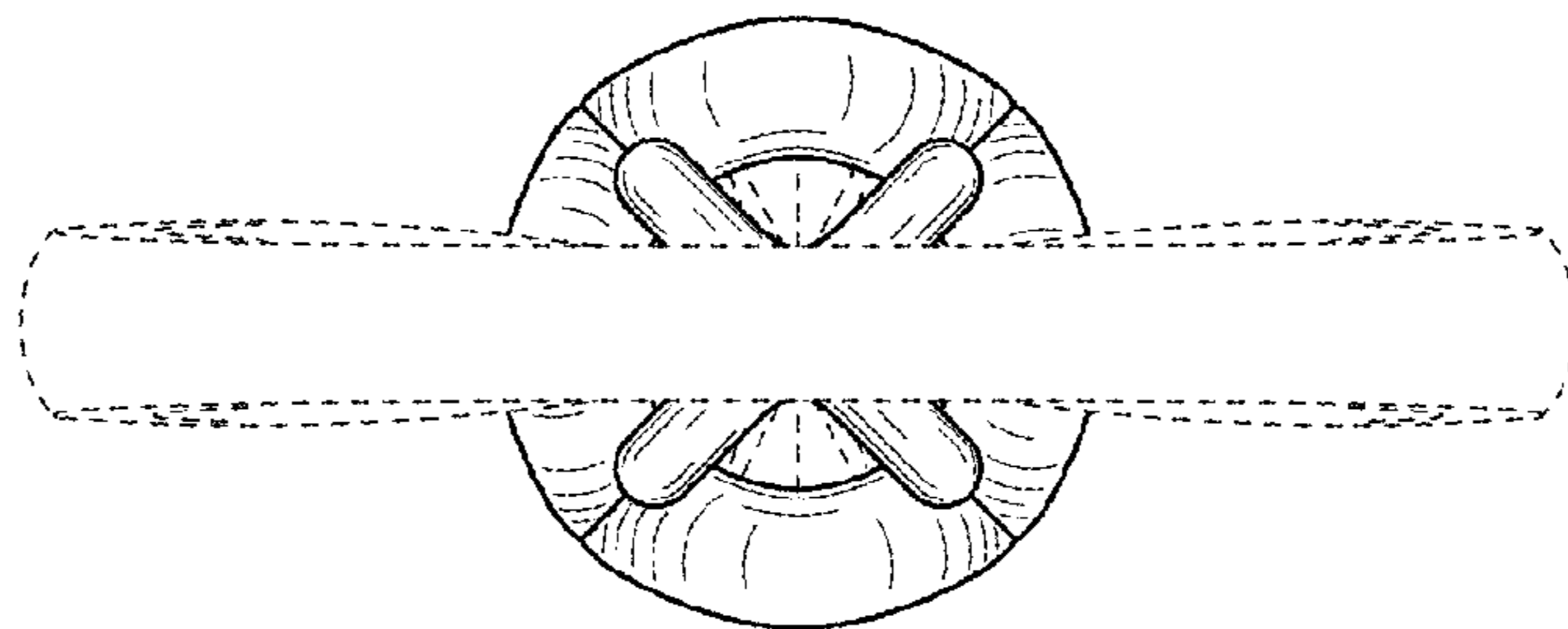


FIG. 7




FIG. 8




FIG. 9




FIG. 10

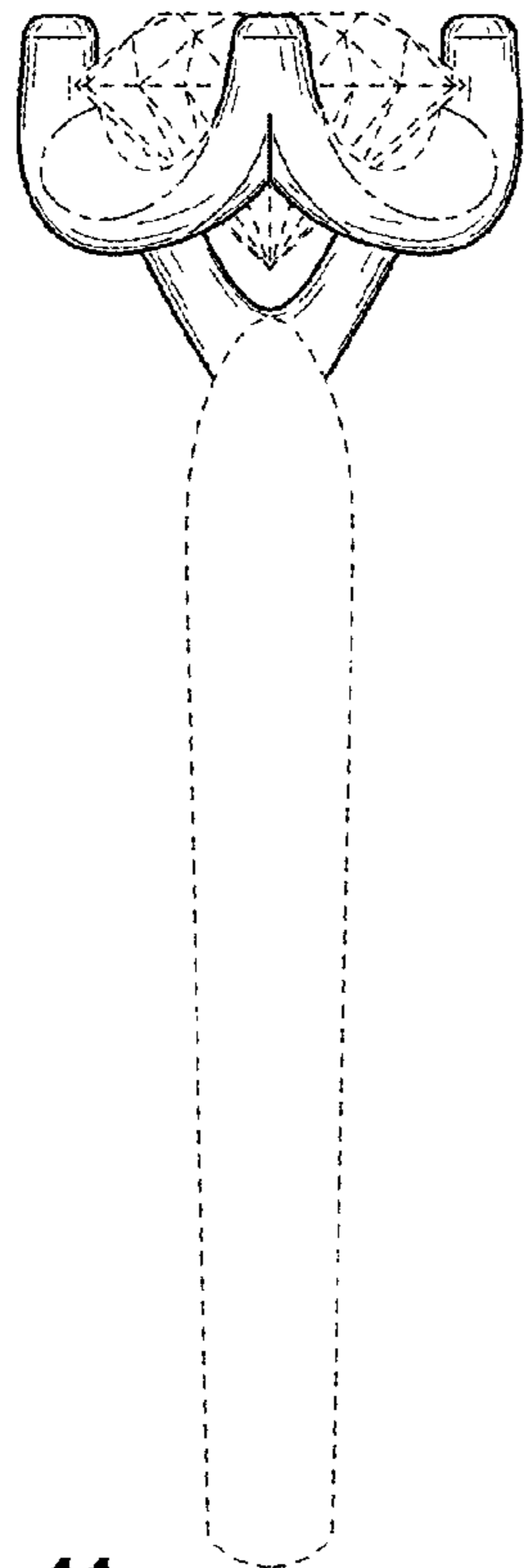


FIG. 11

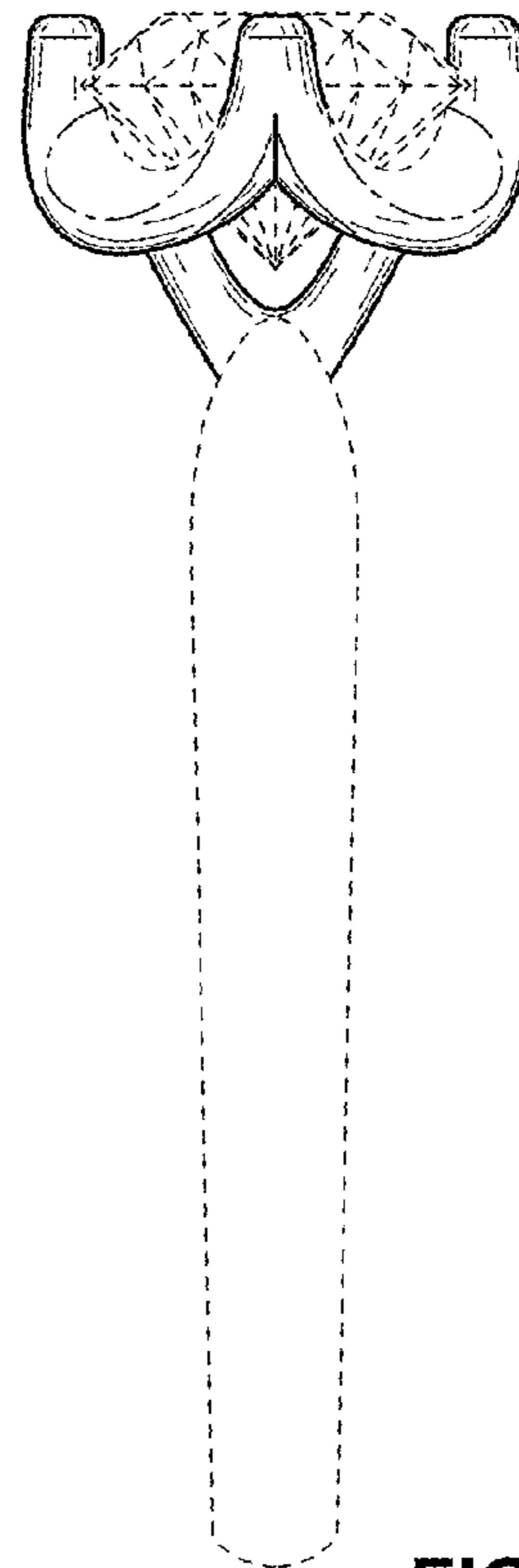


FIG. 12

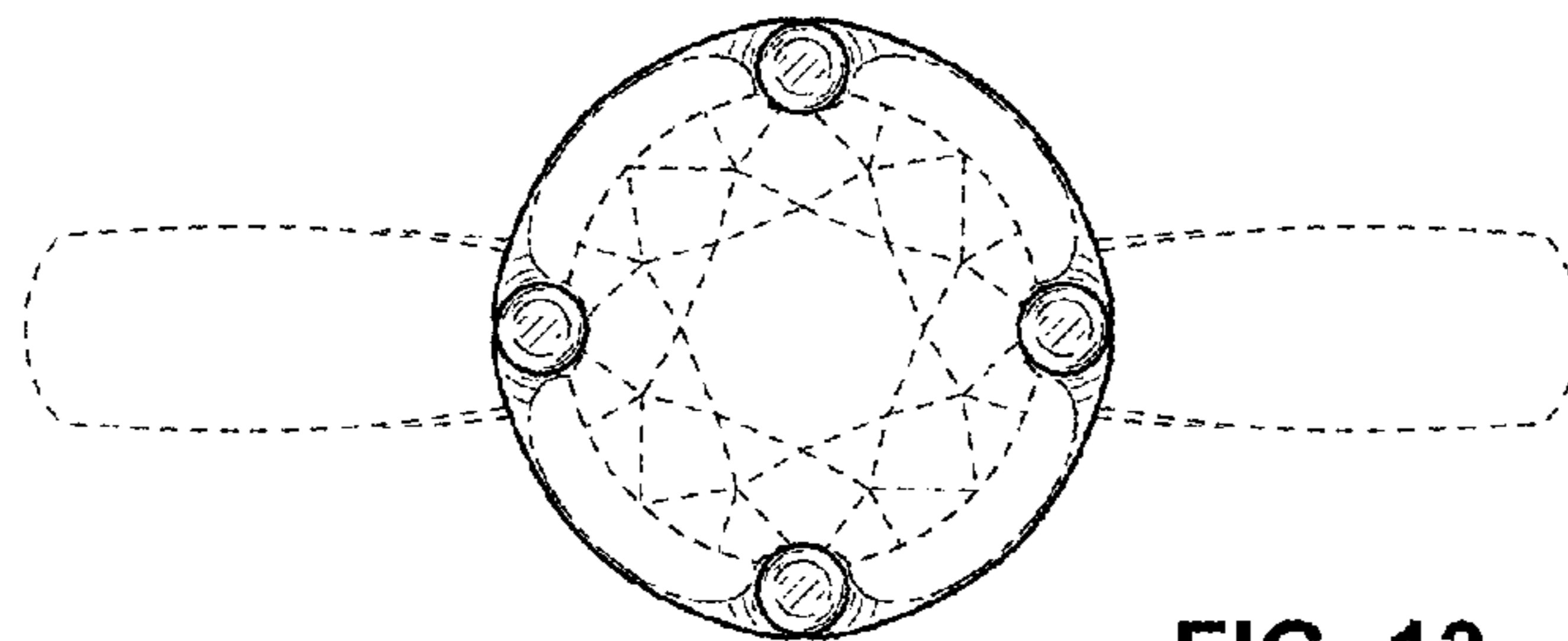


FIG. 13

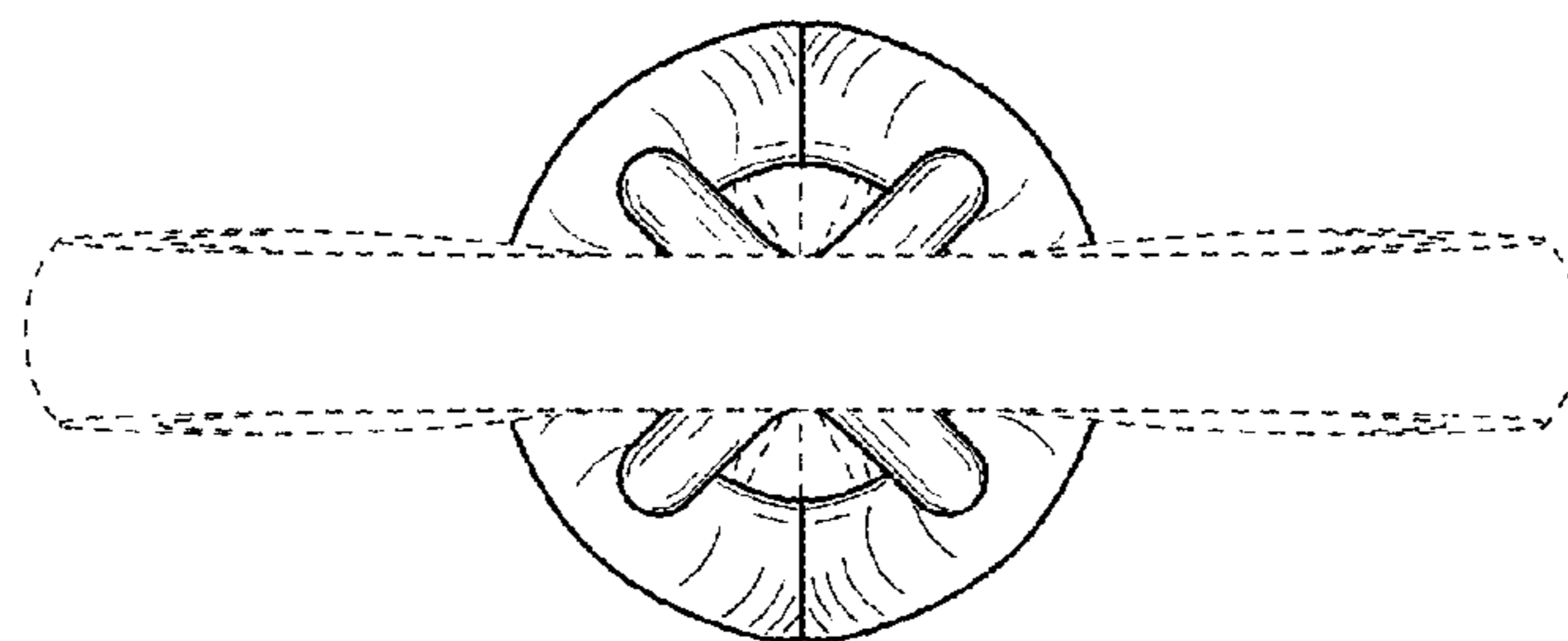


FIG. 14