



US00D755069S

(12) **United States Design Patent**  
**Cunningham et al.**

(10) **Patent No.:** **US D755,069 S**

(45) **Date of Patent:** **\*\* May 3, 2016**

(54) **FIRE SAFETY LIGHT**

(71) Applicants: **Andrew Cunningham**, Bexleyheath  
(GB); **Steven Kallagher**, Bexleyheath  
(GB); **Andrew Michael Slater**, Burham  
(GB)

(72) Inventors: **Andrew Cunningham**, Bexleyheath  
(GB); **Steven Kallagher**, Bexleyheath  
(GB); **Andrew Michael Slater**, Burham  
(GB)

(73) Assignee: **LITE4LIFE LTD**, Bexleyheath, Kent  
(GB)

(\*\*) Term: **14 Years**

(21) Appl. No.: **29/493,056**

(22) Filed: **Jun. 5, 2014**

(30) **Foreign Application Priority Data**

Dec. 13, 2013 (GB) ..... 002369413-0001

(51) **LOC (10) Cl.** ..... **10-05**

(52) **U.S. Cl.**  
USPC ..... **D10/114.1**

(58) **Field of Classification Search**  
USPC ..... D10/11.1-114.4; D20/41  
See application file for complete search history.

(56) **References Cited**

U.S. PATENT DOCUMENTS

D398,656 S *	9/1998	Kobayashi	.....	D10/114.1
D422,524 S *	4/2000	Tam	.....	D10/114.1
D516,447 S *	3/2006	Barnett	.....	D10/114.1
D592,536 S *	5/2009	Chan Chen	.....	D10/114.1
D681,494 S *	5/2013	Beghelli	.....	D10/114.2

\* cited by examiner

*Primary Examiner* — George D Kirschbaum

(74) *Attorney, Agent, or Firm* — Landmark Intellectual Property Law, PLLC

(57) **CLAIM**

The ornamental design for a fire safety light, as shown and described.

**DESCRIPTION**

FIG. 1 is a front view of a fire safety light showing the new design.

FIG. 2 is a perspective view thereof;

FIG. 3 is a bottom view thereof; and,

FIG. 4 is a side view thereof.

**1 Claim, 2 Drawing Sheets**




FIGURE 1




FIGURE 2




FIGURE 3




FIGURE 4

