



US00D755047S

(12) **United States Design Patent**  
**Boes et al.**

(10) **Patent No.:** **US D755,047 S**  
(45) **Date of Patent:** **\*\* May 3, 2016**

- (54) **PUMP FOR A CONTAINER**
- (71) Applicant: **MeadWestvaco Calmar Netherlands B.V., Drunen (NL)**
- (72) Inventors: **Erwin Boes, Wijchen (NL); Eelco Han de Man, Vlijmen (NL); Stefan Koster, Rotterdam (NL)**
- (73) Assignee: **MeadWestvaco Calmar Netherlands B.V., Norcross, GA (US)**
- (\*\*) Term: **14 Years**
- (21) Appl. No.: **29/519,390**
- (22) Filed: **Mar. 4, 2015**

D434,586 S	12/2000	De Winter et al.	
D445,335 S *	7/2001	Hou .....	D9/436
D494,002 S *	8/2004	Killips .....	D7/300.2
D496,209 S *	9/2004	Killips .....	D7/300.2
D555,410 S *	11/2007	Sheedy .....	D7/300.2
D573,017 S	7/2008	Henderson	
D633,791 S	3/2011	Kunishige et al.	
D636,668 S *	4/2011	Maddy .....	D9/434
D648,598 S	11/2011	Lipson	
D696,748 S *	12/2013	Sisk .....	D23/233
D727,147 S *	4/2015	Boes .....	D9/448
2003/0218076 A1 *	11/2003	Farnsworth .....	A47G 19/2227 239/33
2006/0186128 A1	8/2006	Summers	
2007/0029334 A1	2/2007	Bagley	
2012/0074154 A1 *	3/2012	Ming Ki Gordon	A47G 21/182 220/705

\* cited by examiner

**Related U.S. Application Data**

- (62) Division of application No. 29/457,911, filed on Jun. 13, 2013, now Pat. No. Des. 727,147.
- (51) **LOC (10) Cl.** ..... **09-07**
- (52) **U.S. Cl.**  
USPC ..... **D9/448**
- (58) **Field of Classification Search**  
USPC ..... D7/300.2, 313, 387; D9/428, 434-436,  
D9/440, 443, 445, 447, 448, 454, 499, 682,  
D9/683, 688; D23/233; 220/705; 239/33  
CPC ..... A47G 19/2266  
See application file for complete search history.

*Primary Examiner* — Robert M Spear  
*Assistant Examiner* — Darcey E Heflin  
 (74) *Attorney, Agent, or Firm* — WestRock Intellectual Property Group

(57) **CLAIM**

The ornamental design for a pump for a container, as shown and described.

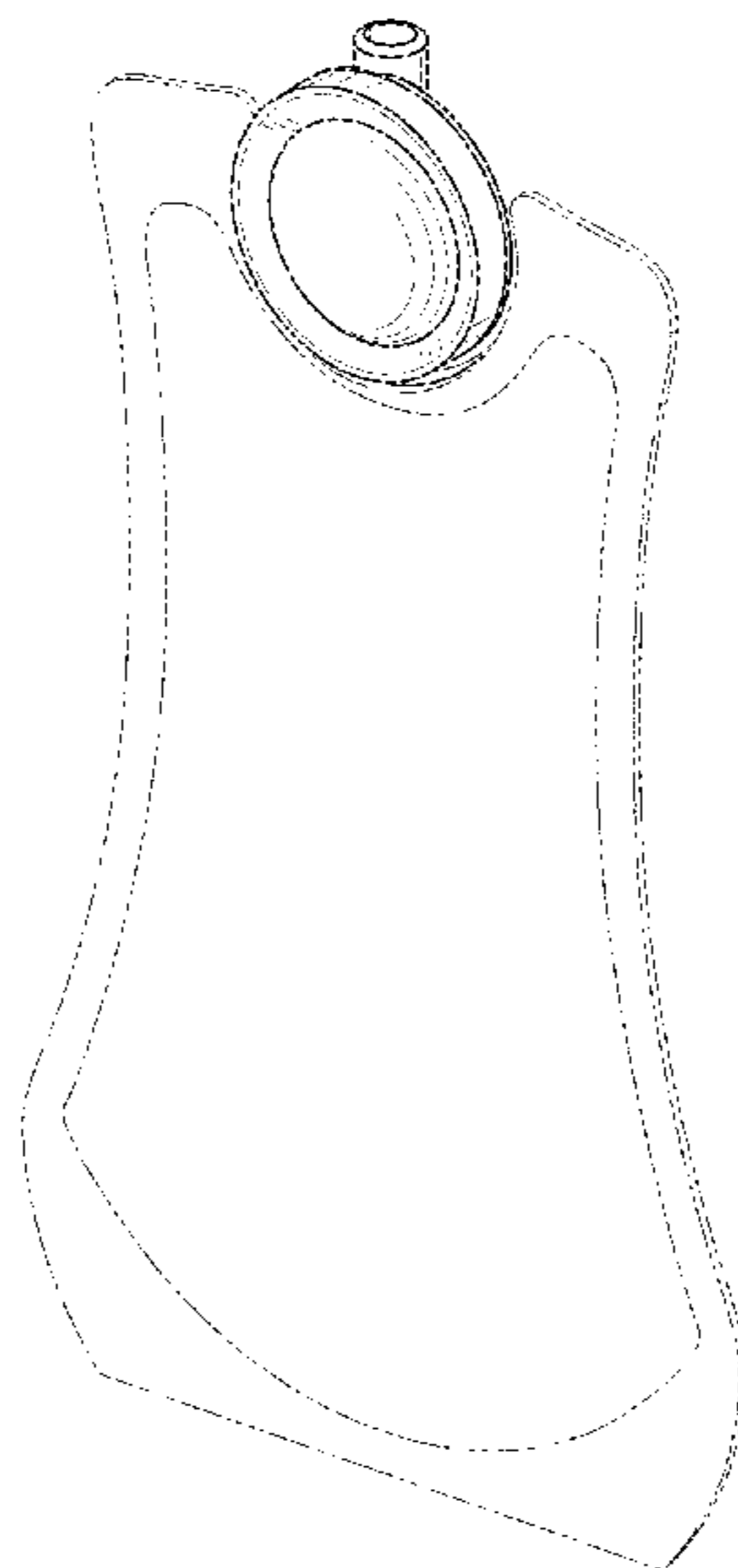
**DESCRIPTION**

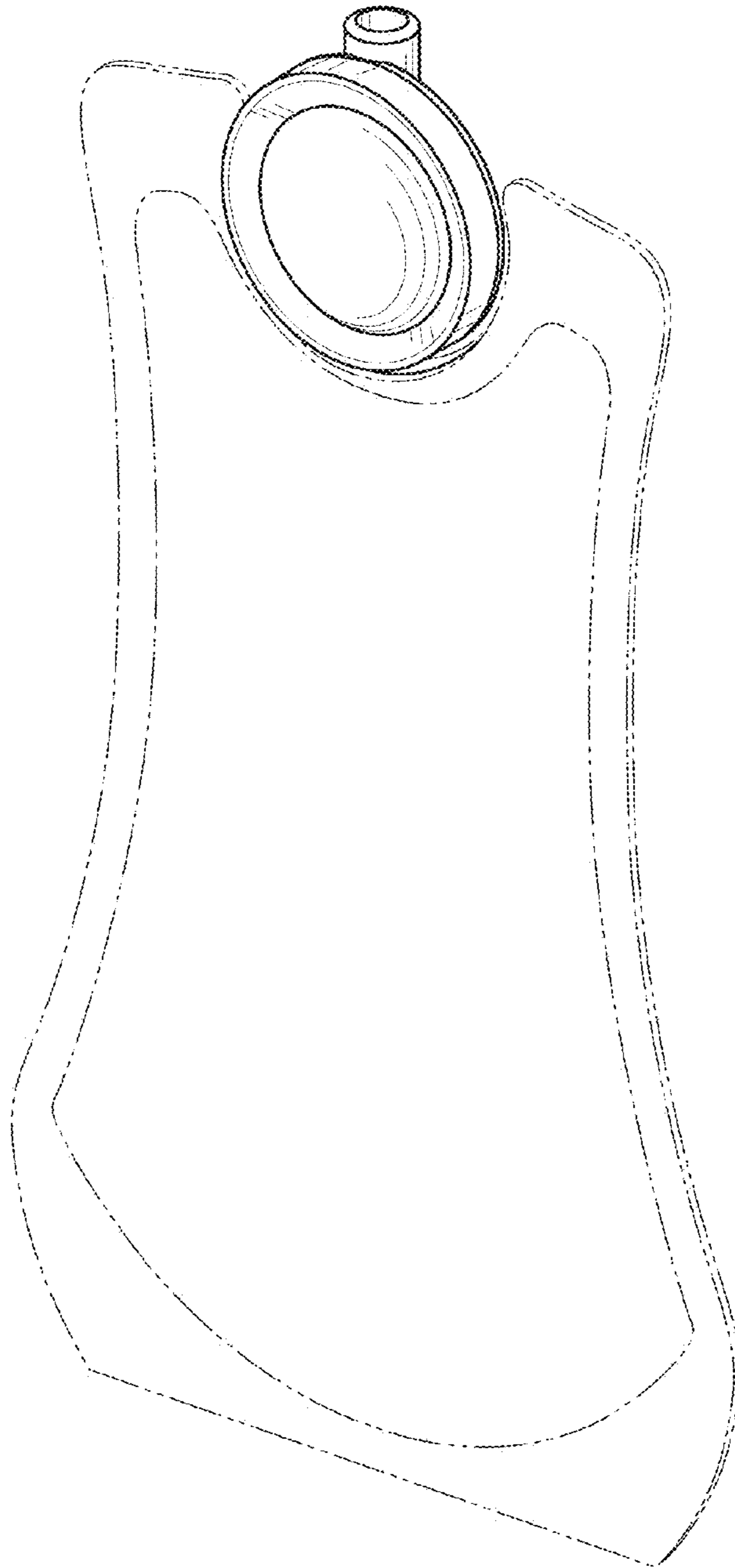
FIG. 1 is a perspective view of a pump for a container showing the new design;  
 FIG. 2 is a front view of the new design;  
 FIG. 3 is a back view of the new design;  
 FIG. 4 is a left view of the new design;  
 FIG. 5 is a right view of the new design;  
 FIG. 6 is a top view of the new design; and,  
 FIG. 7 is a bottom view of the new design.  
 The broken-line disclosure is understood to represent portions of the article in which the claimed design is embodied, but which form no part of the claimed design.

(56) **References Cited**  
 U.S. PATENT DOCUMENTS

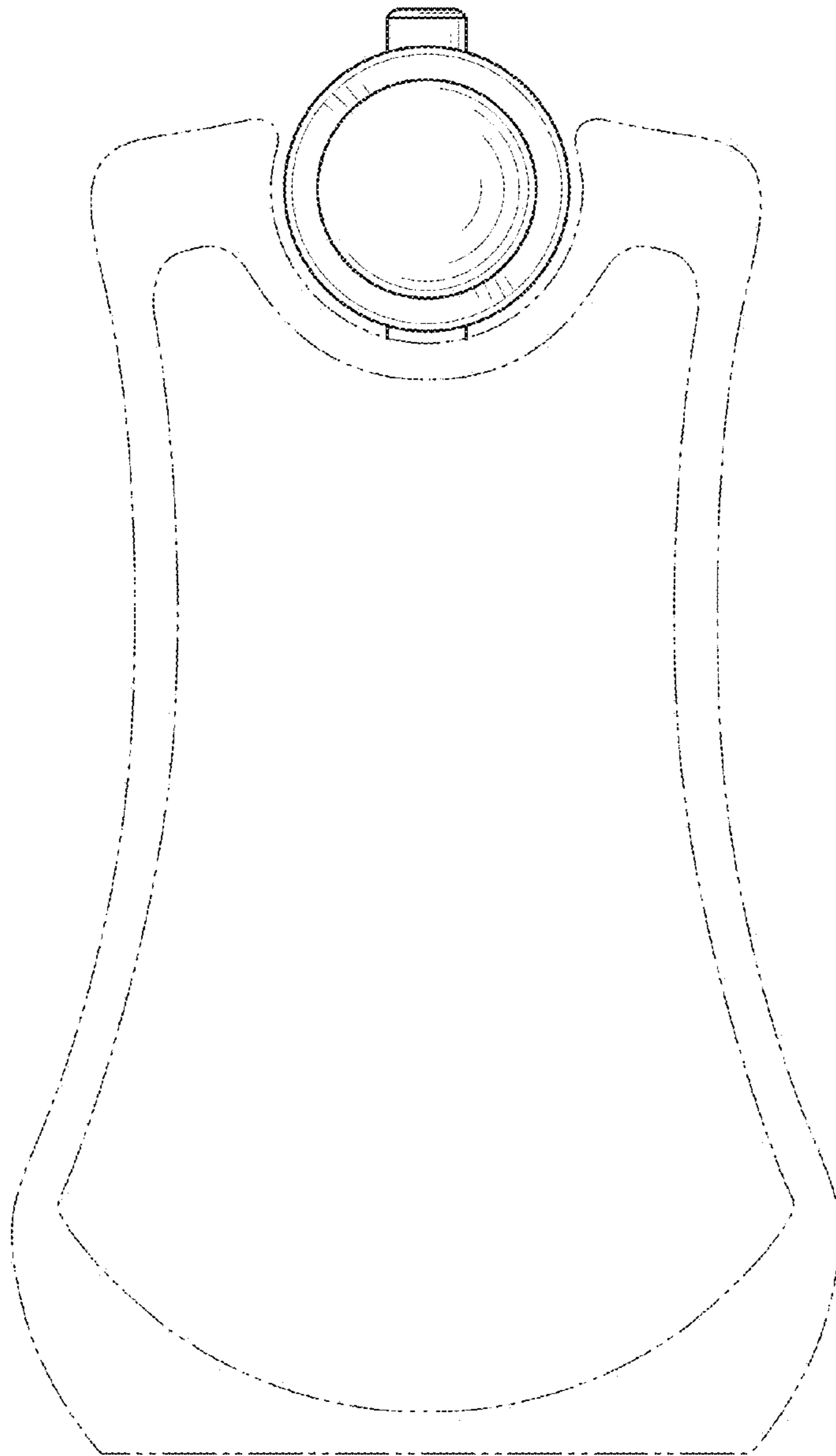
D94,036 S *	12/1934	Loesch .....	D9/448
D133,643 S	9/1942	Simmons	
D291,780 S	9/1987	Guttormson	
D332,548 S *	1/1993	Mayatt .....	D7/300.2
D361,266 S *	8/1995	Zuber .....	347/87
D423,933 S	5/2000	Fritz et al.	

**1 Claim, 5 Drawing Sheets**

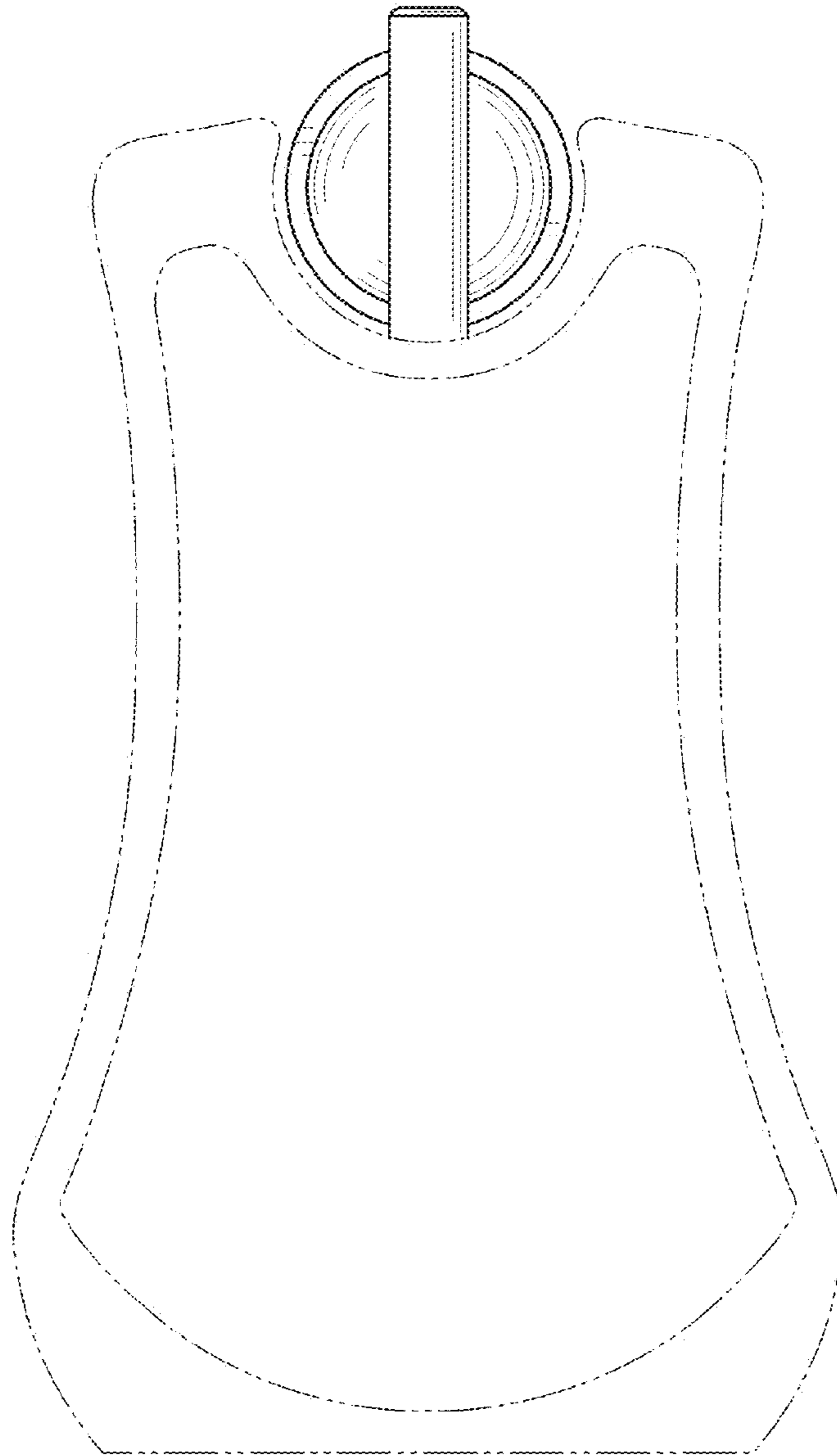





**FIG. 1**




**FIG. 2**



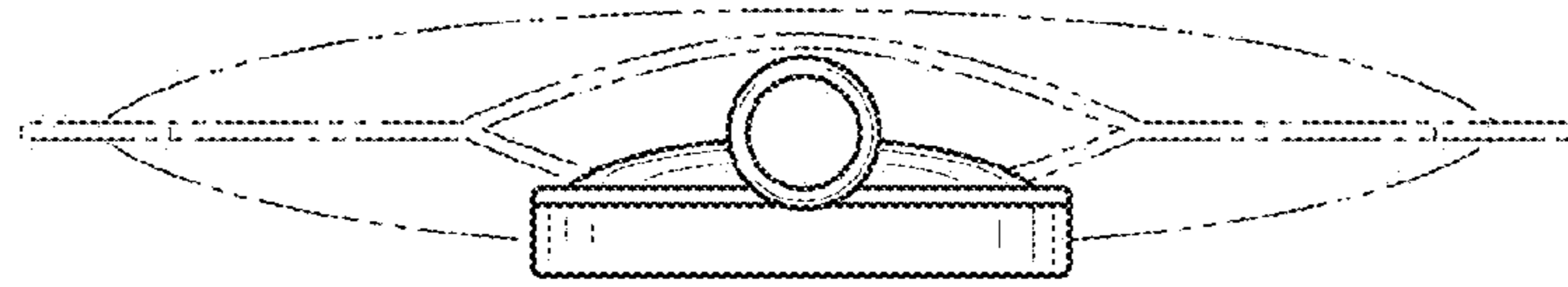
**FIG. 3**




**FIG. 4**



**FIG. 5**



**FIG. 6**



**FIG. 7**