



US00D755037S

(12) **United States Design Patent**
Czerwinski, Jr. et al.

(10) **Patent No.:** **US D755,037 S**
(45) **Date of Patent:** **** May 3, 2016**

- (54) **DEADBOLT WITH CIRCULAR LIGHT**
- (71) Applicant: **Spectrum Brands, Inc.**, Middleton, WI (US)
- (72) Inventors: **Jerome F. Czerwinski, Jr.**, Ladera Ranch, CA (US); **Alan K. Uyeda**, Irvine, CA (US)
- (73) Assignee: **Spectrum Brands, Inc.**, Middleton, WI (US)
- (**) Term: **14 Years**
- (21) Appl. No.: **29/486,952**
- (22) Filed: **Apr. 4, 2014**

4,196,422 A *	4/1980	Swigert et al.	340/542
4,559,796 A *	12/1985	De Forrest, Sr.	70/432
4,683,741 A	8/1987	Fields	
4,760,380 A	7/1988	Quenneville et al.	
4,777,570 A	10/1988	Littles	
5,057,975 A *	10/1991	Evigan	362/100
5,111,007 A *	5/1992	Miller et al.	200/43.08
5,611,613 A	3/1997	Bergen et al.	
5,996,383 A *	12/1999	Adelmeyer et al.	70/454
6,305,814 B1	10/2001	Giamas	
6,622,537 B2 *	9/2003	Rodriguez	70/432
D518,353 S *	4/2006	Van Handel	D8/300
7,108,387 B1	9/2006	Lucas	
D530,185 S *	10/2006	Osiecki et al.	D8/343
D533,047 S *	12/2006	Wright et al.	D8/330
7,172,306 B1	2/2007	Campa	
7,248,163 B2	7/2007	Wu	
7,832,887 B2	11/2010	Battle	
7,866,195 B2	1/2011	Levine	
8,037,725 B2	10/2011	Levine	
D680,416 S *	4/2013	Dalton	D8/343

Related U.S. Application Data

- (63) Continuation-in-part of application No. 14/202,047, filed on Mar. 10, 2014, now Pat. No. 9,024,759.
- (51) **LOC (10) Cl.** **08-07**
- (52) **U.S. Cl.**
USPC **D8/343; D8/300**
- (58) **Field of Classification Search**
USPC D8/339, 331, 333, 343, 341, 300, 301;
70/77-79, 57, 58, 89, 158, 230, 275,
70/423, 427, 455, 372, 373, 281, 449, 377,
70/379 R, DIG. 62, DIG. 43, 417, 370;
362/94.1
CPC E05B 1/00; E05B 9/00; E05B 15/08;
E05B 41/00
See application file for complete search history.

(56) **References Cited**

U.S. PATENT DOCUMENTS

- 2,914,656 A * 11/1959 Keith 362/311.06
- 3,719,821 A * 3/1973 Foreman 362/100

(Continued)

Primary Examiner — Prabhakar Deshmukh

(74) *Attorney, Agent, or Firm* — Banner & Witcoff, Ltd.

(57) **CLAIM**

The ornamental design for a deadbolt with circular light, as shown and described.

DESCRIPTION

FIG. 1—is a perspective view of a deadbolt with circular light showing our new design;

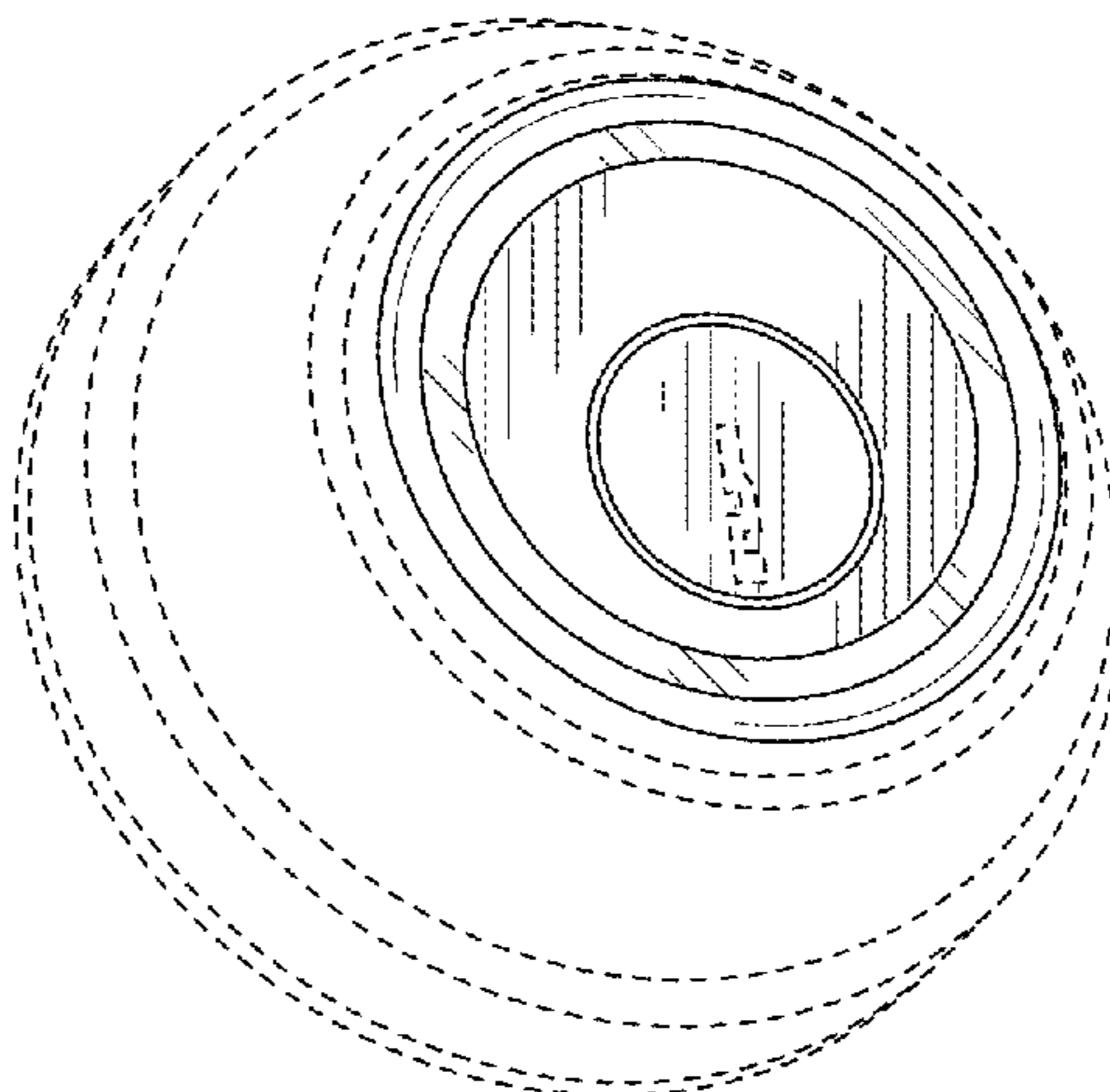
FIG. 2—is a front view of the design shown in FIG. 1;

FIG. 3—is a left side elevational view of the design shown in FIG. 1, the right side, top and bottom views being identical; and,

FIG. 4—is a rear view of the design shown in FIG. 1.

The broken lines shown in the drawings are for purposes of illustrating portions of the design and form no part of the claimed design.

1 Claim, 2 Drawing Sheets



(56)

References Cited

U.S. PATENT DOCUMENTS

2003/0063009 A1 4/2003 Pelletier et al.
2004/0066647 A1 4/2004 Brady

2005/0248931 A1 11/2005 Alvarez
2009/0180277 A1 7/2009 Falce
2012/0234058 A1 9/2012 Neil et al.
2013/0237193 A1 9/2013 Dumas et al.

* cited by examiner

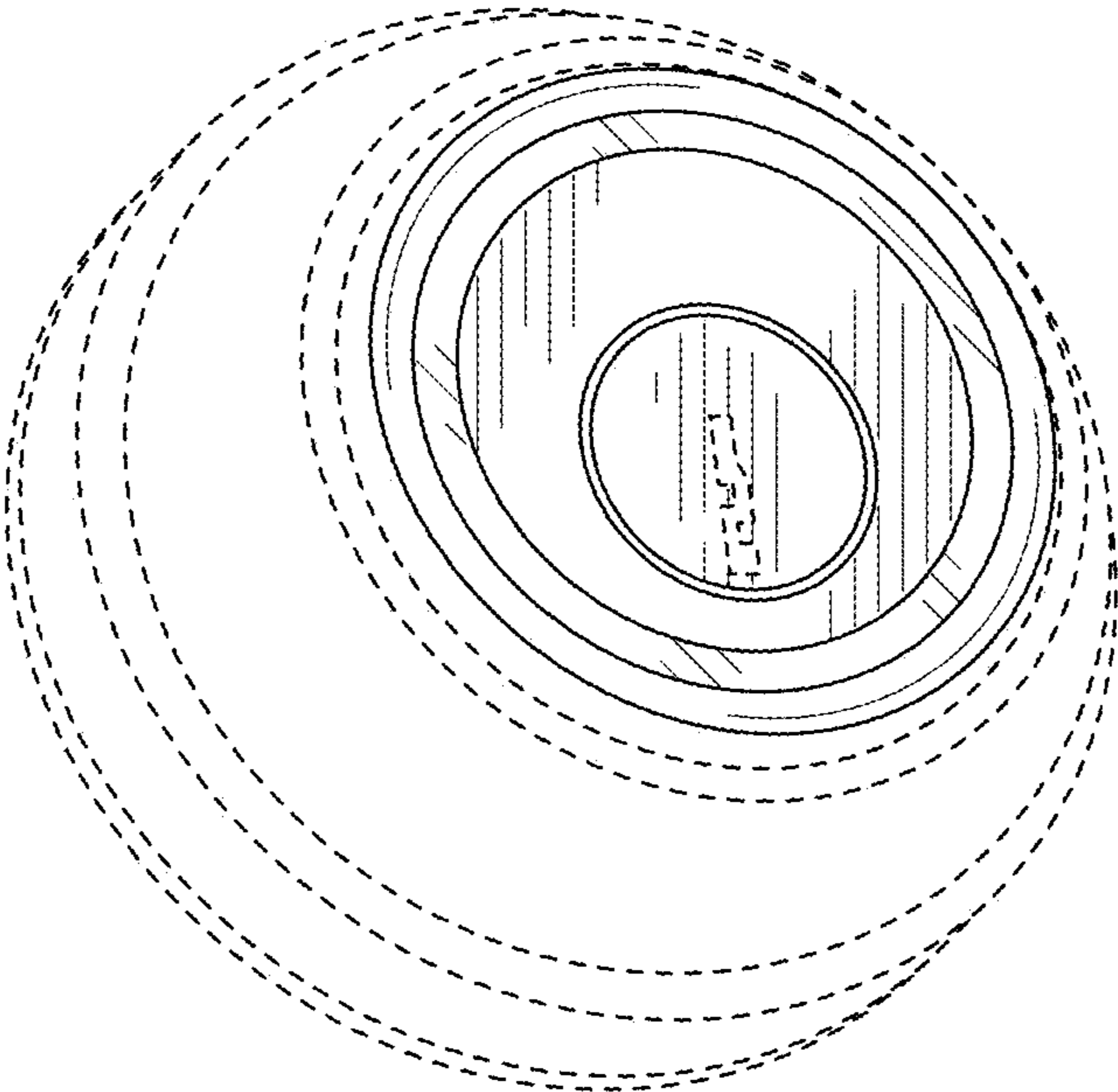


FIG. 1

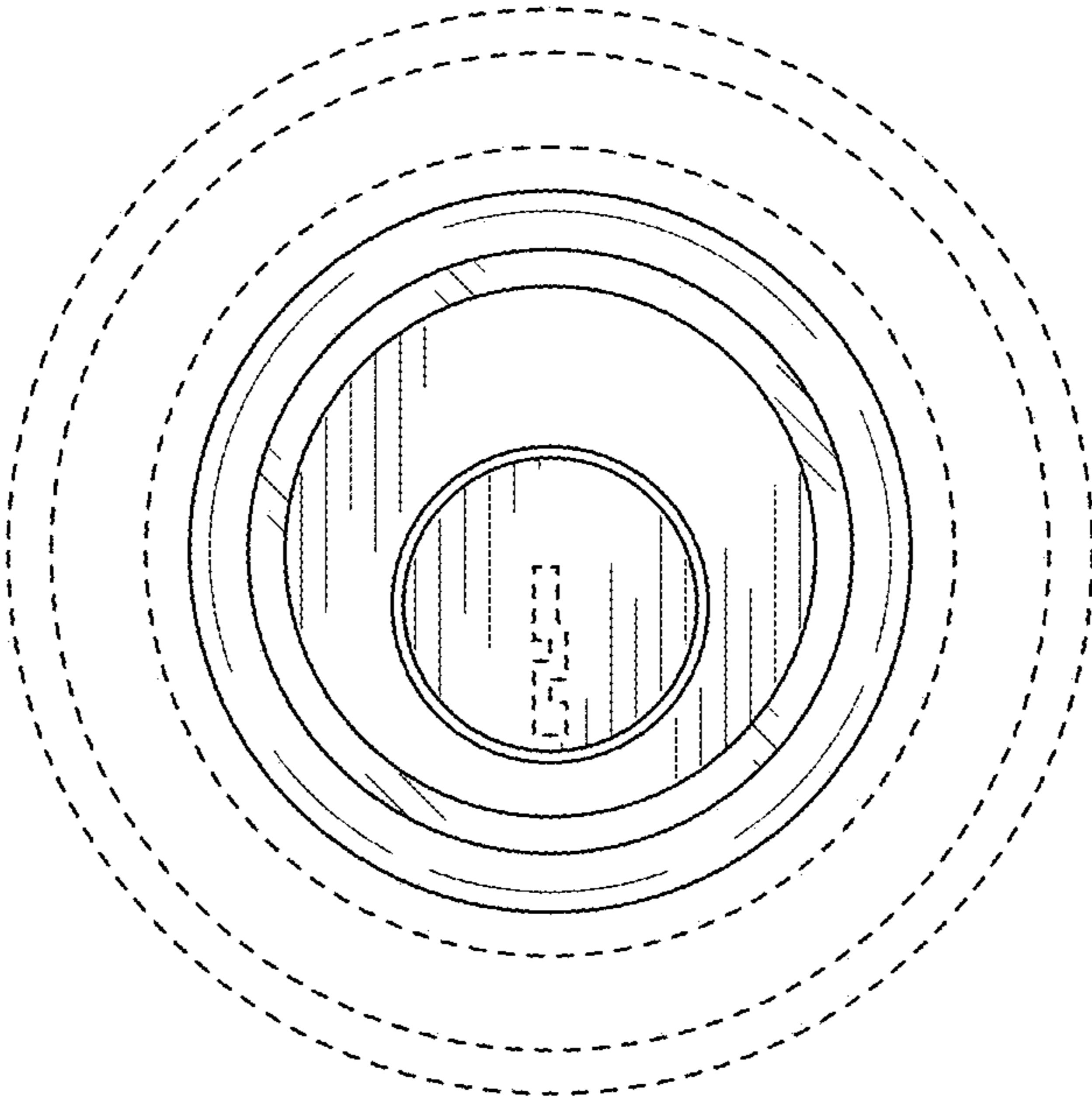


FIG. 2

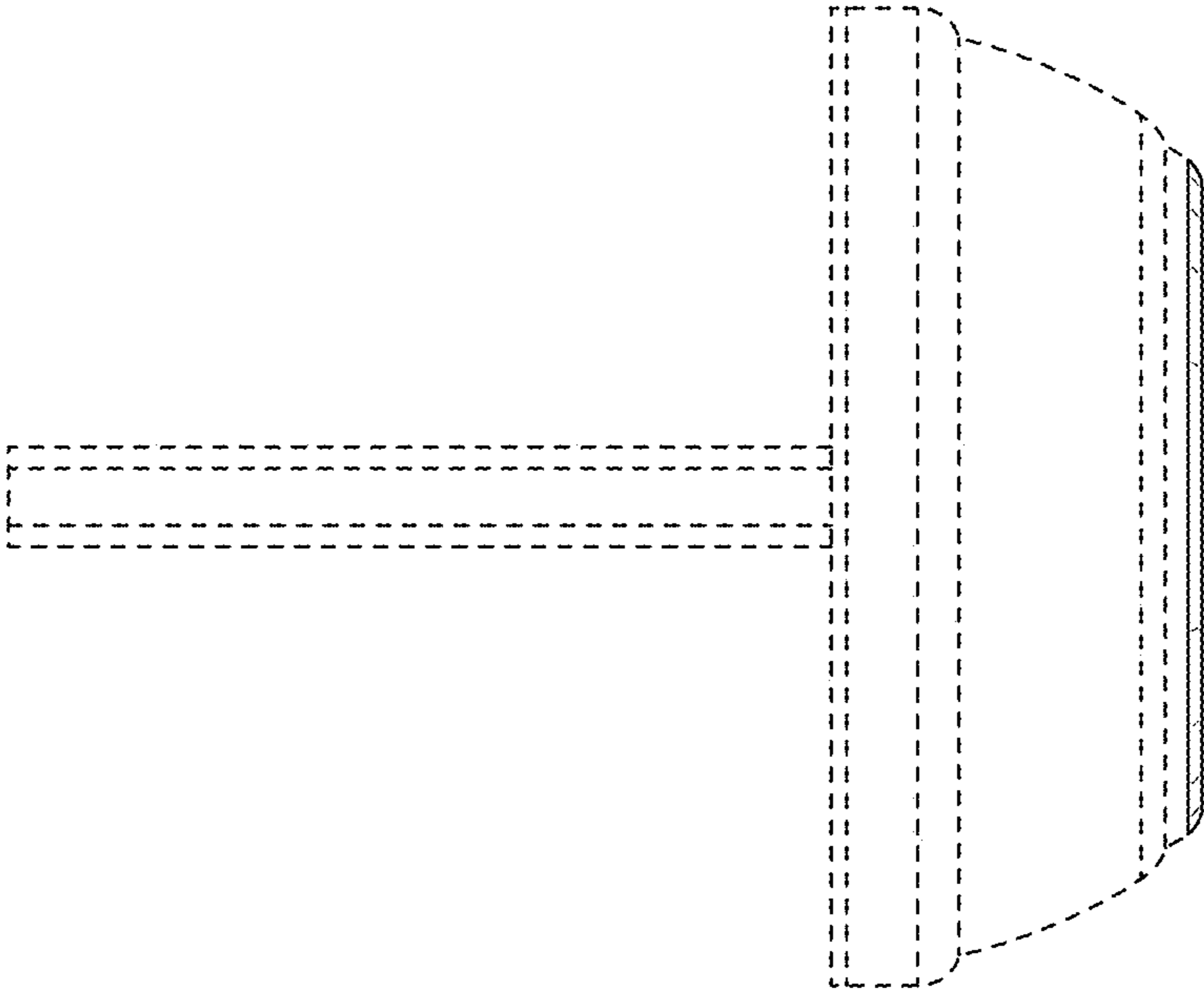


FIG. 3

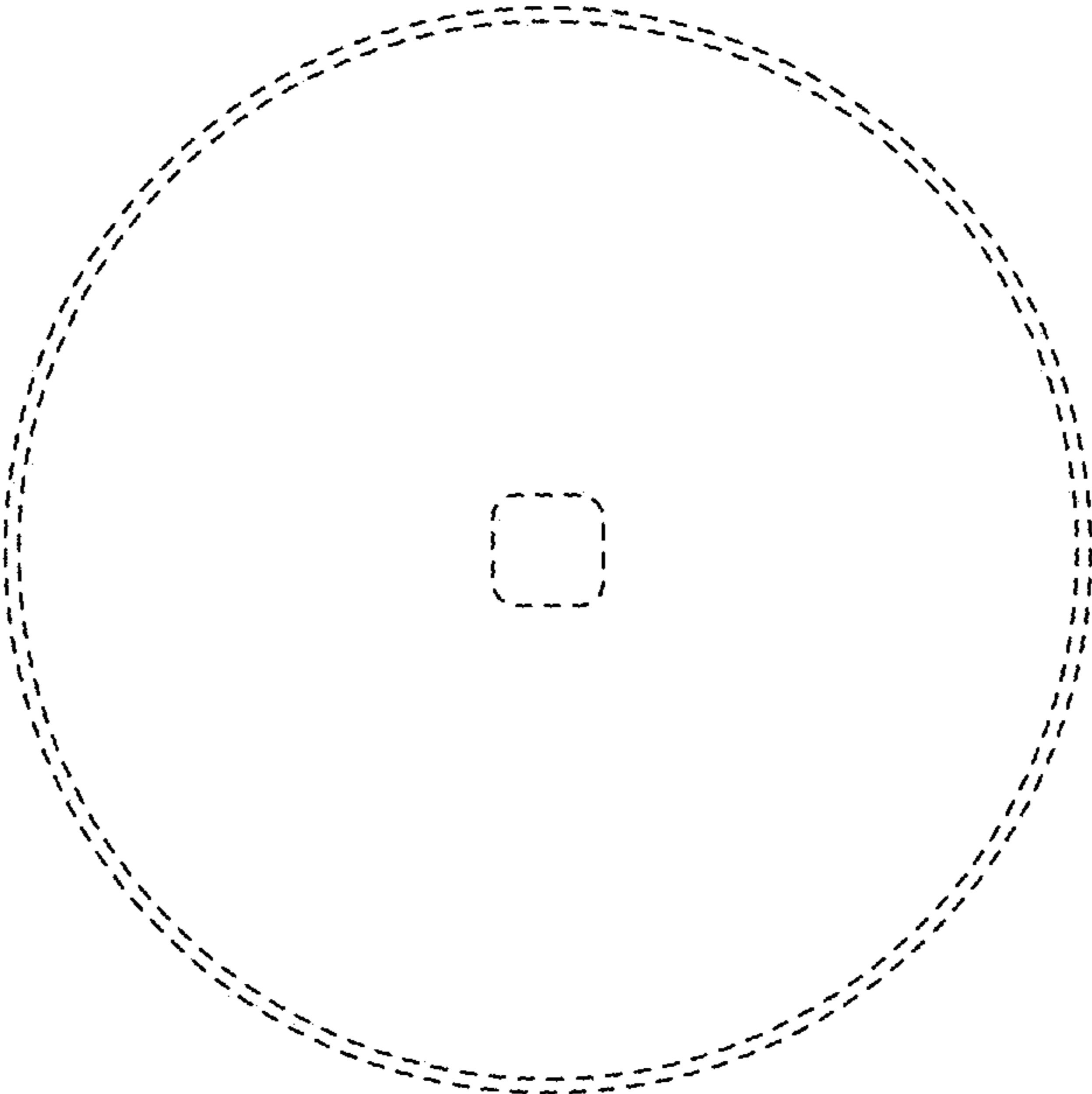


FIG. 4