



US00D755030S

(12) **United States Design Patent**
Cozzolino

(10) **Patent No.:** **US D755,030 S**

(45) **Date of Patent:** **** May 3, 2016**

(54) **SCISSORS**

(71) Applicant: **Steven C. Cozzolino**, New York, NY
(US)

(72) Inventor: **Steven C. Cozzolino**, New York, NY
(US)

(73) Assignee: **Acme United Corporation**, Fairfield,
CT (US)

(**) Term: **14 Years**

(21) Appl. No.: **29/512,015**

(22) Filed: **Dec. 16, 2014**

(51) **LOC (10) Cl.** **08-07**

(52) **U.S. Cl.**
USPC **D8/57**

(58) **Field of Classification Search**
USPC D8/51-58; D7/693, 687, 674
CPC A01G 3/02; A01G 3/065; A61B 17/3201;
B26B 13/20; B26B 13/00
See application file for complete search history.

(56) **References Cited**

U.S. PATENT DOCUMENTS

D249,631 S * 9/1978 Hellmann D8/57
D277,450 S * 2/1985 Hayashi 30/230

D296,295 S * 6/1988 Cain D8/57
D337,248 S * 7/1993 Tanfoglio D8/57
D461,109 S * 8/2002 Kurz D8/57
D502,636 S * 3/2005 Phillips D8/107
D503,325 S * 3/2005 Phillips D8/57
D507,947 S * 8/2005 Haquin D8/58
D599,638 S * 9/2009 Tronconi D8/57
D649,851 S * 12/2011 Numata D8/57
D705,026 S * 5/2014 Bonacina D8/57
D705,622 S * 5/2014 Bonacina D8/57

* cited by examiner

Primary Examiner — Deanna L Pratt

(74) *Attorney, Agent, or Firm* — Alix, Yale & Ristas, LLP

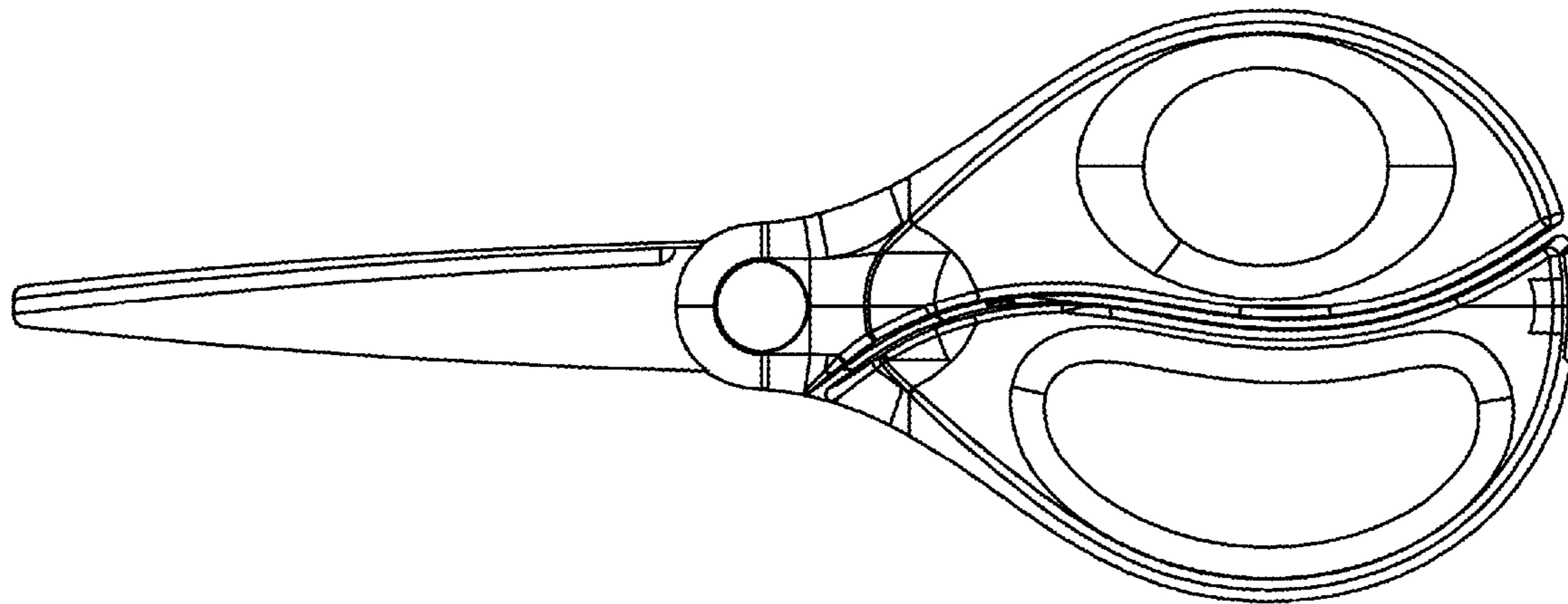
(57) **CLAIM**

The ornamental design for the scissors, as shown and described.

DESCRIPTION

FIG. 1 is a perspective view of the scissors showing the new design;
FIG. 2 is a front view thereof;
FIG. 3 is a rear view thereof;
FIG. 4 is a right side view thereof;
FIG. 5 is a left side view thereof;
FIG. 6 is a top plan view thereof; and,
FIG. 7 is a bottom plan view thereof.

1 Claim, 5 Drawing Sheets



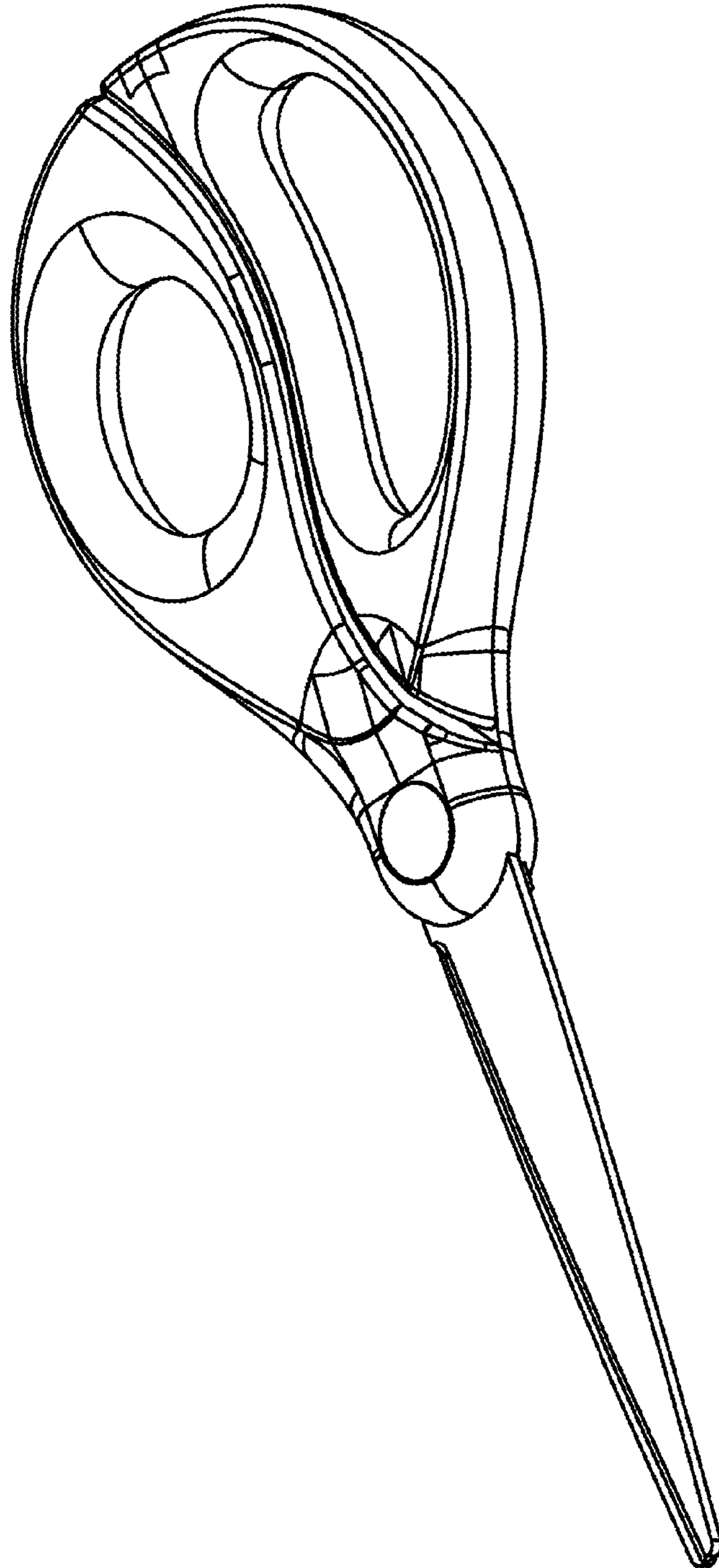


Fig. 1

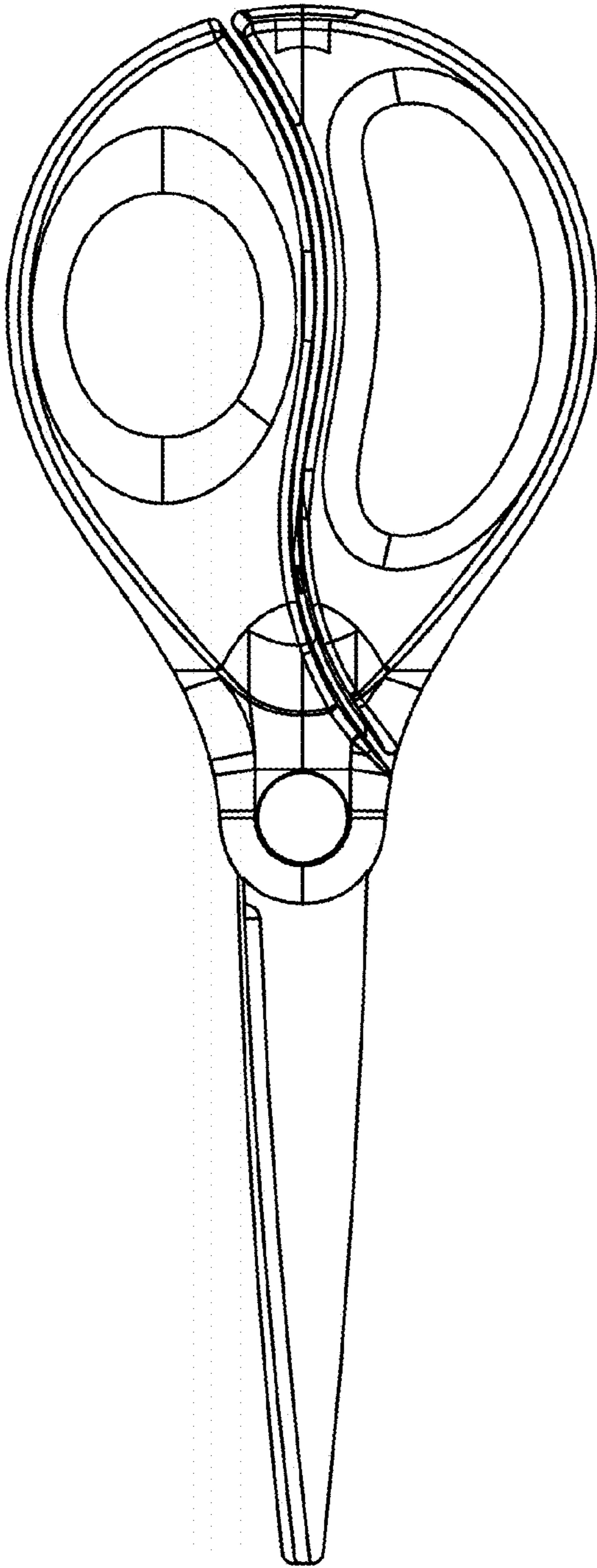


Fig. 2

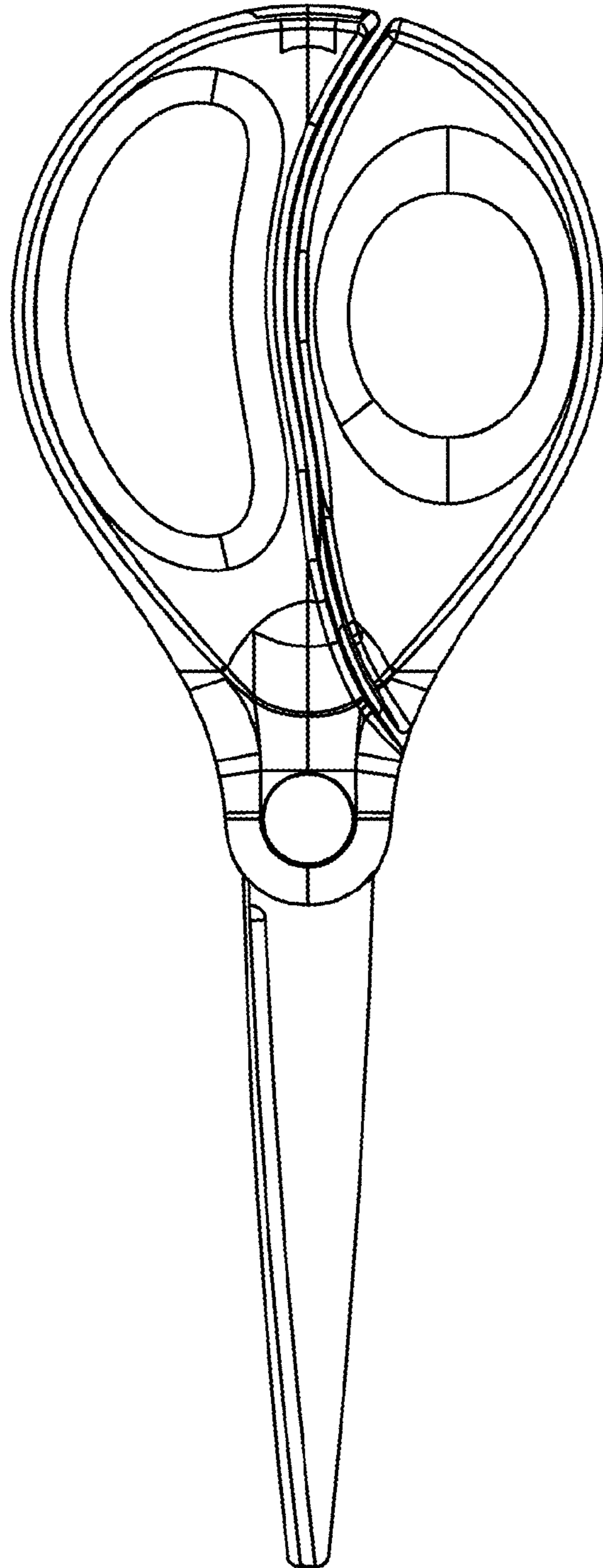


Fig. 3

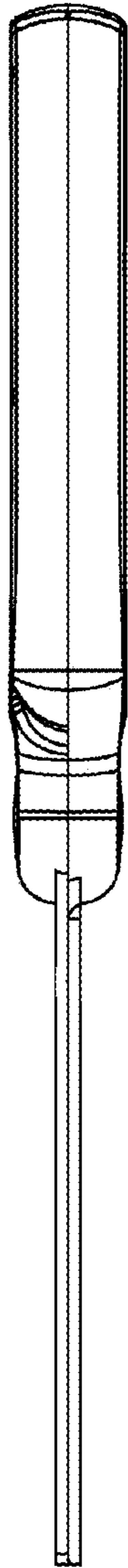


Fig. 4

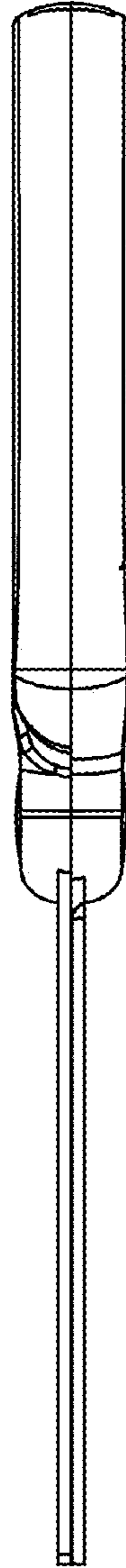


Fig. 5




Fig. 6




Fig. 7