



US00D755026S

(12) **United States Design Patent**
Kim

(10) **Patent No.:** **US D755,026 S**
(45) **Date of Patent:** **** May 3, 2016**

(54) **VALVE CORE REMOVER**

(71) Applicant: **Young Chang T.I.W. Co., Ltd.**, Seoul (KR)

(72) Inventor: **Yvonne Kim**, Walnut, CA (US)

(73) Assignee: **YOUNG CHANG T.I.W. CO., LTD.**, Seoul (KR)

(**) Term: **14 Years**

(21) Appl. No.: **29/525,560**

(22) Filed: **Apr. 30, 2015**

(51) **LOC (10) Cl.** **08-05**

(52) **U.S. Cl.**
USPC **D8/21**

(58) **Field of Classification Search**
USPC D8/21–29, 82, 83, 88, 89, 51, 59;
81/60, 177.1, 177.85, 121.1, 124.3,
81/165–170, 110.1, 176.2, 124.6, 176.1,
81/176.15, 177.2, 133, 157, 173
CPC G01L 17/00
See application file for complete search history.

(56) **References Cited**

U.S. PATENT DOCUMENTS

2,417,360 A * 3/1947 Heintzelman B60C 25/18
29/240
2,686,445 A * 8/1954 Keck G01L 17/00
188/67
2,749,783 A * 6/1956 Burget B60C 25/18
81/125
3,861,249 A * 1/1975 Lindquist B60C 25/18
81/15.4

D237,939 S * 12/1975 Seminario D8/51
D252,701 S * 8/1979 Caldwell 137/223
4,934,221 A * 6/1990 Hsiao B25B 13/461
81/125
5,186,083 A * 2/1993 Hsiao B25B 13/06
81/124.4
D349,024 S * 7/1994 Doffee D8/14
6,152,165 A * 11/2000 Fukuda B25B 13/48
137/223
6,612,005 B2 * 9/2003 Rivers B25B 27/24
29/221.5
D616,278 S * 5/2010 Deguglimo D8/82

* cited by examiner

Primary Examiner — Randall Gholson

(74) *Attorney, Agent, or Firm* — Blakely Sokoloff Taylor & Zafman LLP

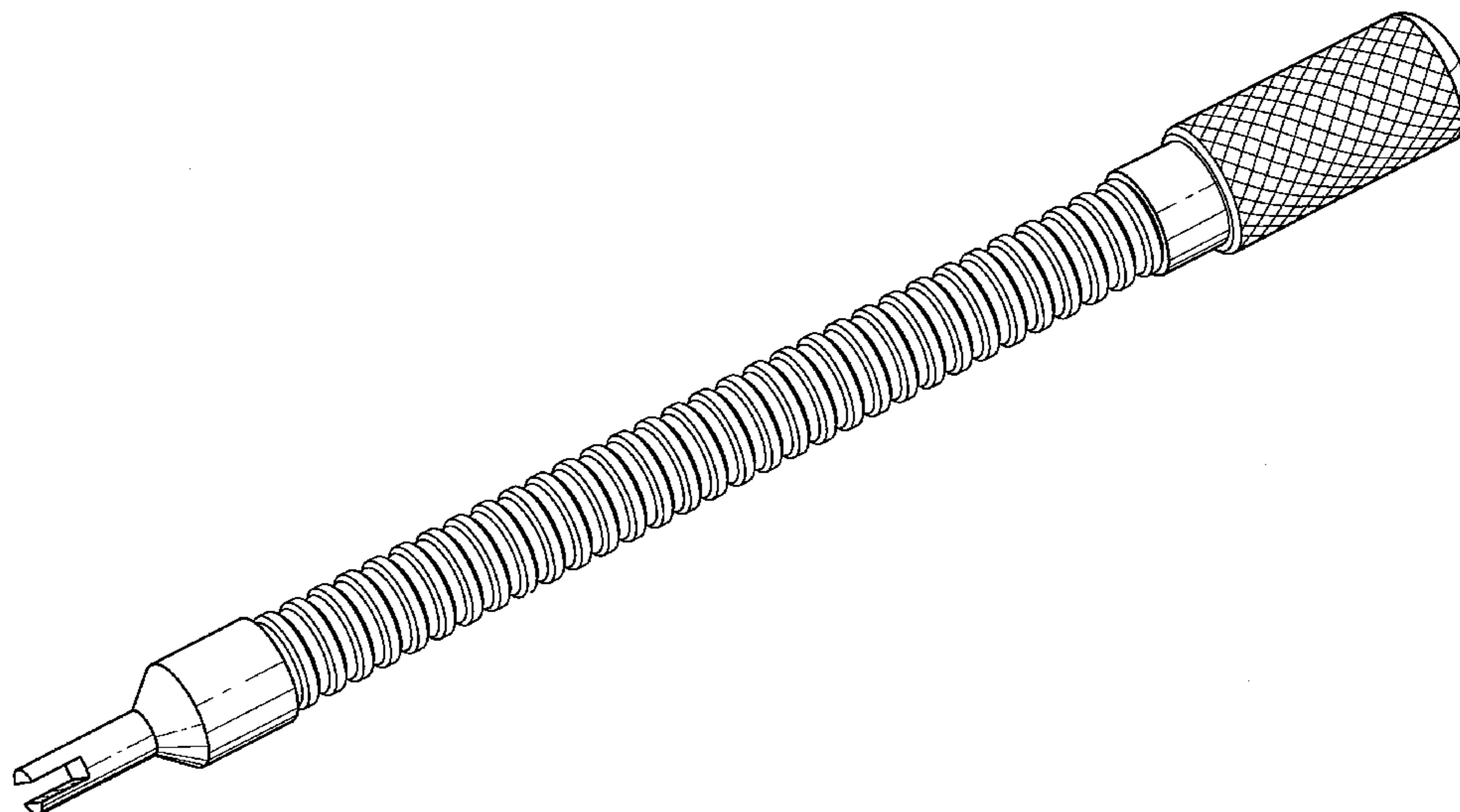
(57) **CLAIM**

The ornamental design for a valve core remover, as shown and described.

DESCRIPTION

FIG. 1 is a first perspective view of a valve core remover according to one embodiment of the invention.
FIG. 2 is a left side view of the valve core remover of FIG. 1.
FIG. 3 is an end view of the valve core remover of FIG. 1.
FIG. 4 is an opposing end view of the valve core remover of FIG. 3.
FIG. 5 is a right side view of the valve core remover of FIG. 1.
FIG. 6 is a front side view of the valve core remover of FIG. 1; and,
FIG. 7 is a back side view of the valve core remover of FIG. 1.

1 Claim, 3 Drawing Sheets



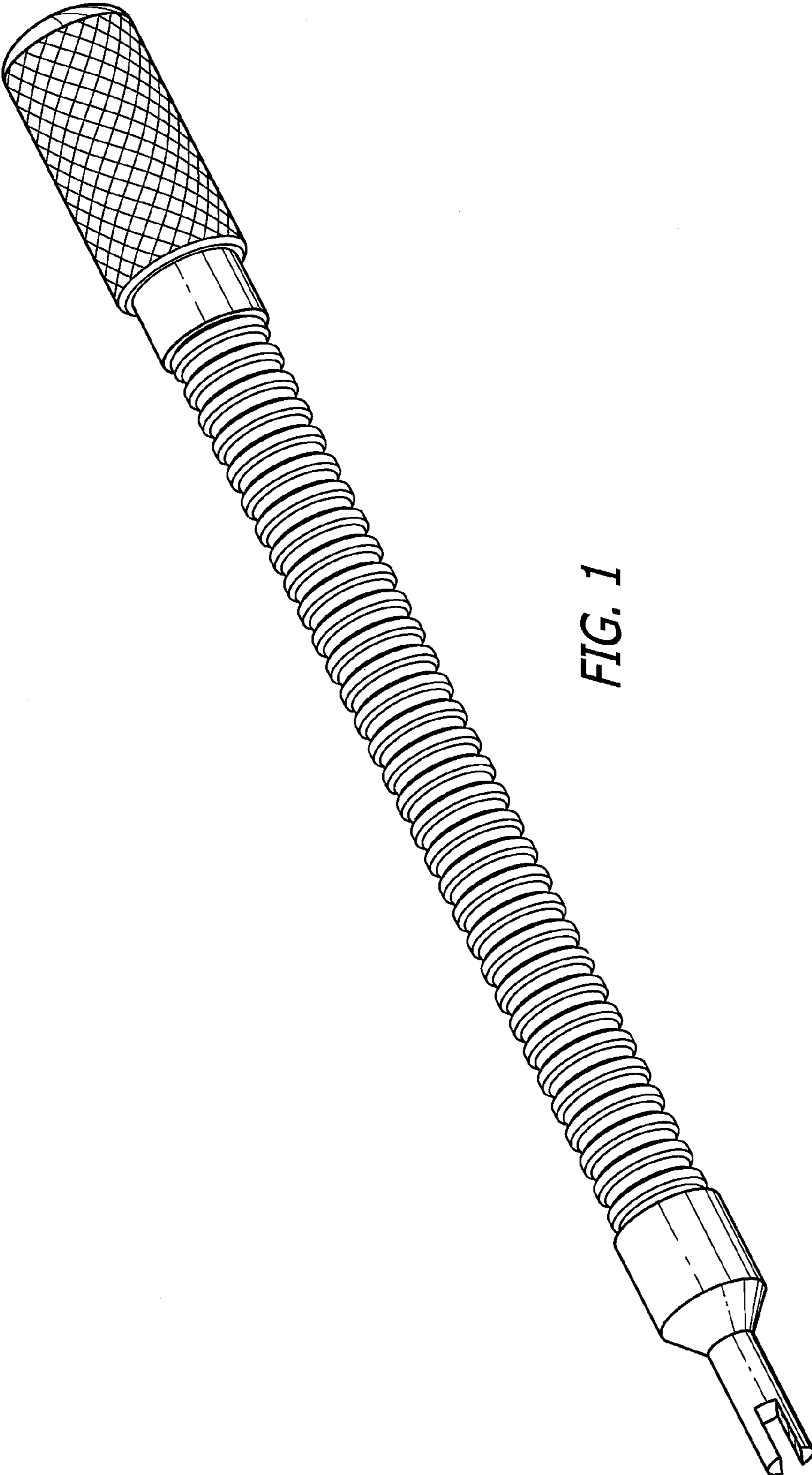


FIG. 1

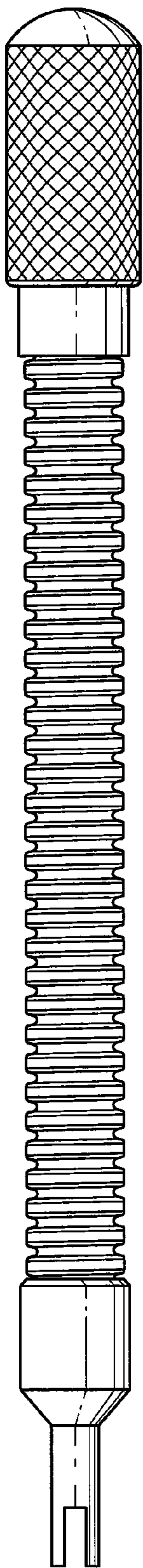


FIG. 2

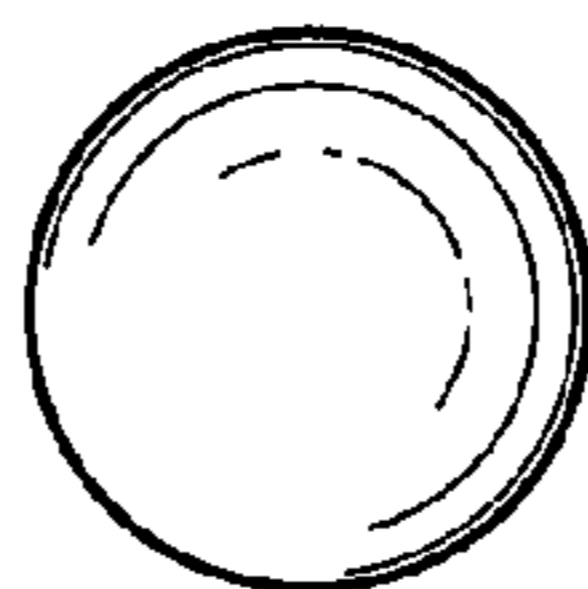


FIG. 4

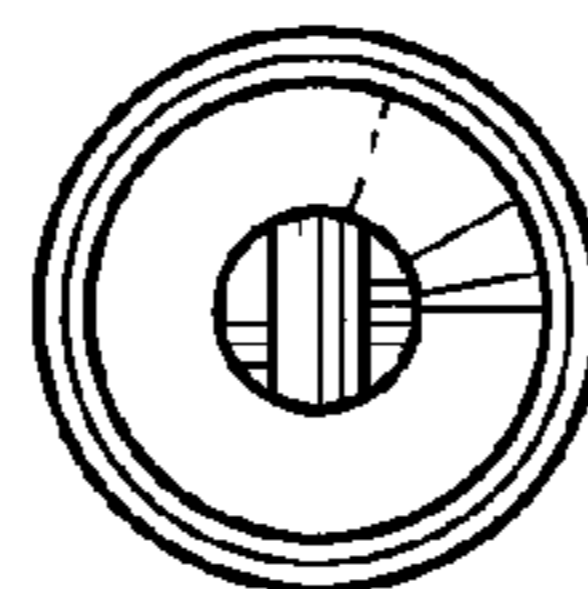


FIG. 3




FIG. 5




FIG. 6




FIG. 7