



US00D755010S

(12) **United States Design Patent**
Wu

(10) **Patent No.:** **US D755,010 S**
(45) **Date of Patent:** **** May 3, 2016**

- (54) **GRILL SURFACE**
- (71) Applicant: **Tsann Kuen (Zhangzhou) Enterprise Co., Ltd., Zhangzhou (CN)**
- (72) Inventor: **Han-Ming Wu, New Taipei (TW)**
- (73) Assignee: **Tsann Kuen (Zhangzhou) Enterprise Co., Ltd., Zhangzhou (CN)**
- (**) Term: **14 Years**
- (21) Appl. No.: **29/506,682**
- (22) Filed: **Oct. 17, 2014**
- (30) **Foreign Application Priority Data**
 - Apr. 16, 2014 (CN) 2014 3 0091683
- (51) **LOC (10) CL.** **07-02**
- (52) **U.S. CL.**
USPC **D7/409; D7/352; D7/354**
- (58) **Field of Classification Search**
 - USPC D7/323, 328–330, 337, 347, 352–364, D7/367, 402, 409–411, 698
 - CPC A21B 5/023; A47J 27/60; A47J 27/62; A47J 36/02; A47J 37/04; A47J 37/06; A47J 37/067; A47J 37/0605; A47J 37/0611; A47J 37/0623; A47J 37/0629; A47J 37/0676; A47J 37/0694; A47J 37/10; A47J 37/108; A47J 2037/06; A47J 2037/0611; F24C 15/10; F24C 15/102; H05B 3/0004; H05B 6/02; H05B 6/062

See application file for complete search history.

D246,627 S *	12/1977	Sugiyama	99/400
D256,654 S *	9/1980	Painter	D7/409
4,446,776 A *	5/1984	Gelfman	A47J 37/10 99/401
D364,995 S *	12/1995	Koziol	D7/409
D392,153 S *	3/1998	Wright	D7/410
5,937,742 A *	8/1999	Steeb	A47J 37/0611 99/375
6,405,642 B1 *	6/2002	Morris	A47J 37/108 99/415
6,412,400 B1 *	7/2002	Gambino	A47J 37/0611 99/372
6,427,581 B1 *	8/2002	Wu	A47J 37/0611 99/331
D551,019 S *	9/2007	Dreimann	D7/409
D576,447 S *	9/2008	Dreimann	D7/409
D589,294 S *	3/2009	Averty	D7/356
D611,762 S *	3/2010	Liu	D7/409
D616,702 S *	6/2010	Liu	D7/409
7,810,487 B2 *	10/2010	Johnston	A47J 37/0694 126/152 A
7,989,012 B2 *	8/2011	Gambino	A47J 36/02 219/621
D687,676 S *	8/2013	Engler	D7/352
D692,274 S *	10/2013	Liu	D7/365
D730,118 S *	5/2015	Fast	D7/352
2004/0216730 A1 *	11/2004	Sawhney	A47J 37/0611 126/1 R

(Continued)

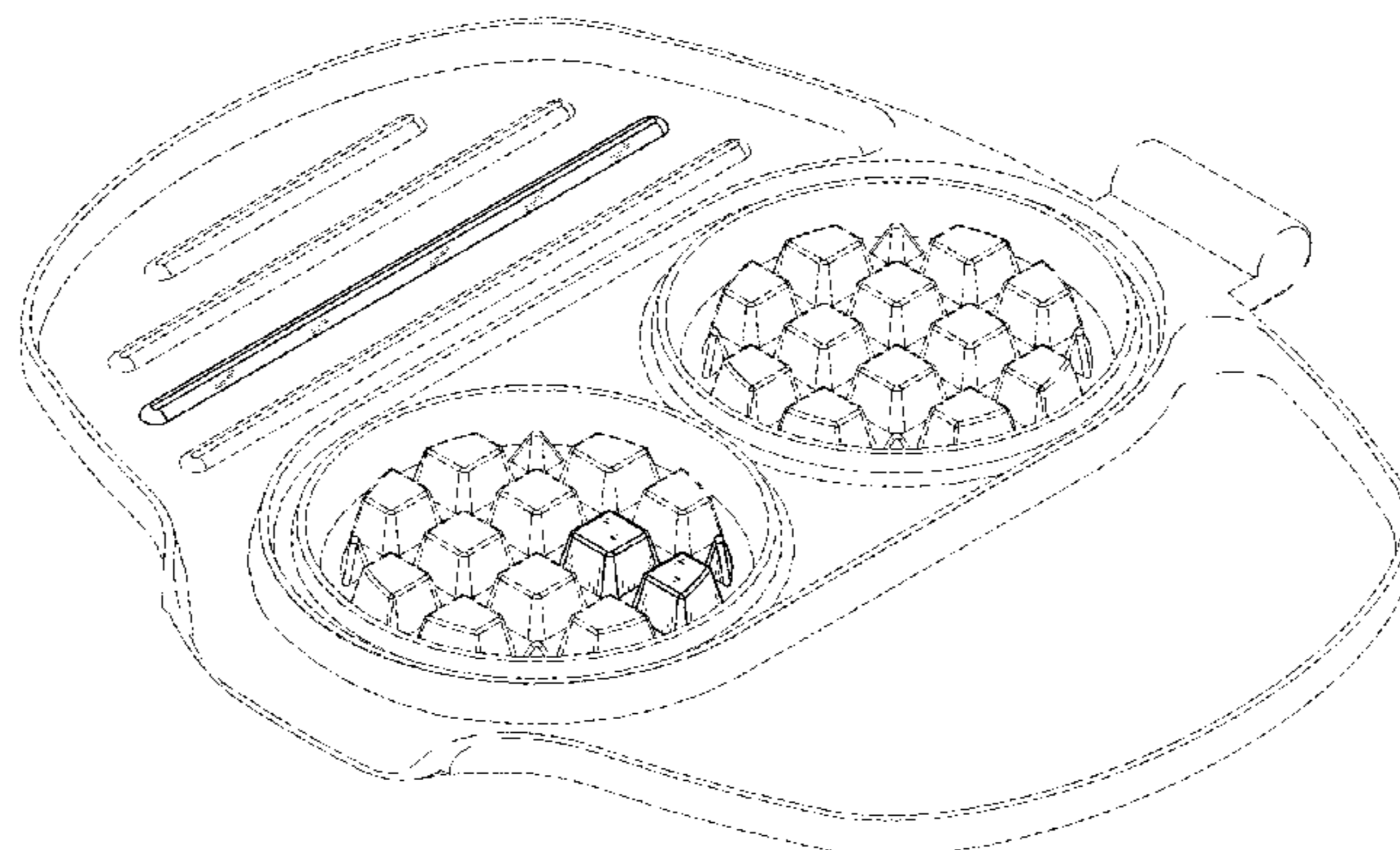
Primary Examiner — Ricky Pham
(74) *Attorney, Agent, or Firm* — Wang Law Firm, Inc.

(57) **CLAIM**
The ornamental design for a grill surface, as shown and described.

DESCRIPTION

FIG. 1 is a front view of a grill surface showing my new design;
FIG. 2 is a rear view thereof;
FIG. 3 is a left side view thereof;
FIG. 4 is a right side view thereof;
FIG. 5 is a top plan view thereof;
FIG. 6 is a bottom plan view thereof; and,
FIG. 7 is a perspective view thereof.
The broken line showing in Figures is for illustrative purposes only and forms no part of the claimed design.

1 Claim, 7 Drawing Sheets



US D755,010 S

Page 2

(56)

References Cited

2008/0245241 A1* 10/2008 Rosset A21B 5/023
99/375

U.S. PATENT DOCUMENTS

2006/0201333 A1* 9/2006 Friel, Sr. A47J 37/0611
99/372

* cited by examiner

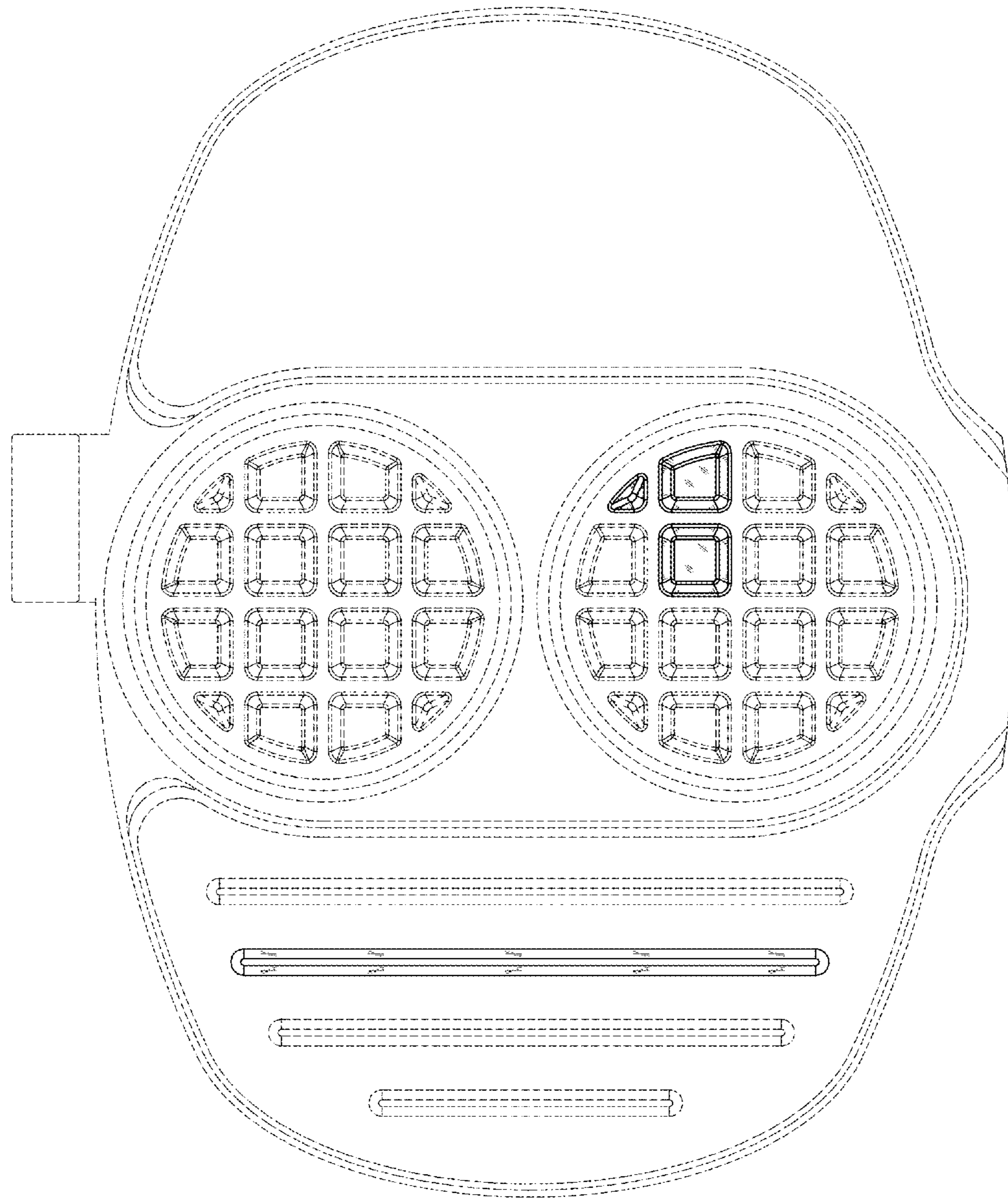


FIG. 1

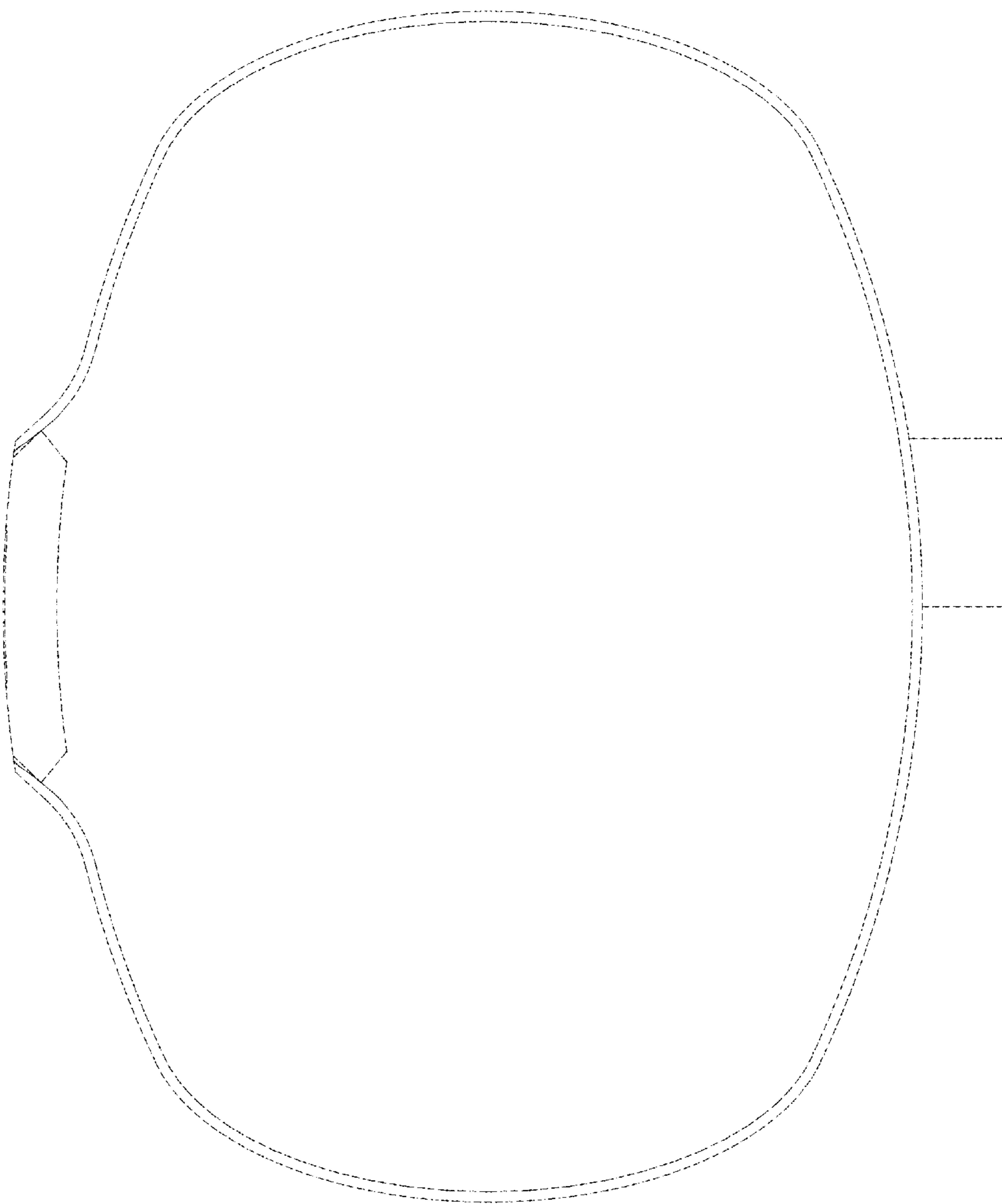


FIG. 2




FIG. 3




FIG. 4

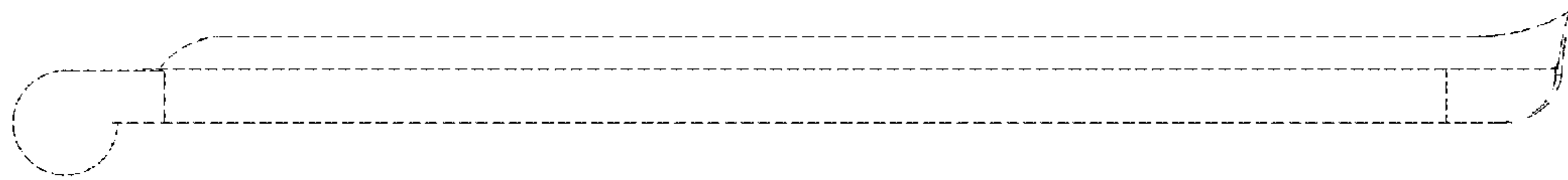


FIG. 5




FIG. 6

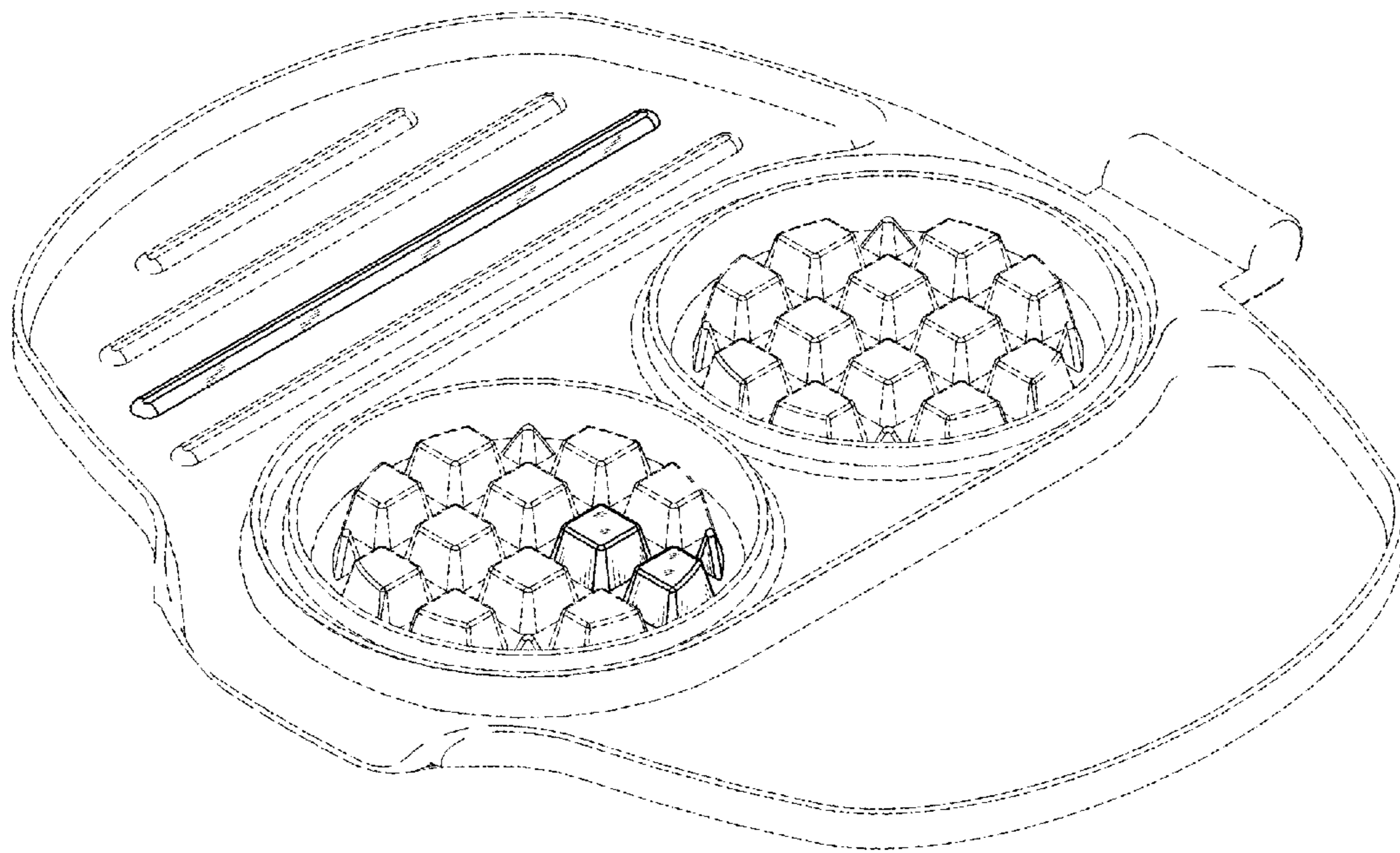


FIG. 7