



US00D755005S

(12) **United States Design Patent**  
**Liming et al.**

(10) **Patent No.:** **US D755,005 S**  
(45) **Date of Patent:** **\*\* May 3, 2016**

(54) **LID FOR A CONTAINER**

(71) Applicant: **Huhtamaki, Inc.**, De Soto, KS (US)

(72) Inventors: **Michael A. Liming**, New Vienna, OH (US); **Gregory L. Webb**, Wilmington, OH (US)

(73) Assignee: **HUHTAMAKI, INC.**, De Soto, KS (US)

(\*\*) Term: **14 Years**

(21) Appl. No.: **29/511,717**

(22) Filed: **Dec. 12, 2014**

(51) **LOC (10) Cl.** ..... **07-02**

(52) **U.S. Cl.**  
USPC ..... **D7/391**

(58) **Field of Classification Search**  
USPC ..... D7/391, 392, 392.1, 393, 397, 629;  
D9/414, 424-432, 435, 451-452  
CPC ..... A47J 36/027; A47J 36/06; A47J 37/10;  
A47J 37/101; B65D 21/0209; B65D 43/00;  
B65D 43/02; B65D 43/022; B65D 43/161;  
B65D 43/162; B65D 45/00; B65D 45/16;  
B65D 45/18; B65D 51/16; B65D 51/1683;  
B65D 51/1688; B65D 51/1694; B65F 1/1615  
See application file for complete search history.

(56) **References Cited**

U.S. PATENT DOCUMENTS

D285,906 S \* 9/1986 Tyler ..... D9/425  
D287,573 S \* 1/1987 Tyler ..... D7/391

D365,273 S \* 12/1995 Indekeu ..... D9/434  
D505,840 S \* 6/2005 Schultz ..... D7/629  
D516,859 S \* 3/2006 Zettle ..... D7/392.1  
D521,380 S \* 5/2006 Jackson ..... D9/425  
D584,145 S \* 1/2009 Young ..... D9/435  
D611,807 S \* 3/2010 Miga, Jr. .... D9/424  
D702,509 S \* 4/2014 Segal ..... D7/629  
D730,112 S \* 5/2015 Yessin ..... D7/392.1  
D733,503 S \* 7/2015 Bagley ..... D7/629  
D738,161 S \* 9/2015 Yessin ..... D7/391  
D740,601 S \* 10/2015 Carlson ..... D7/391

\* cited by examiner

*Primary Examiner* — Ricky Pham

(74) *Attorney, Agent, or Firm* — Husch Blackwell LLP

(57) **CLAIM**

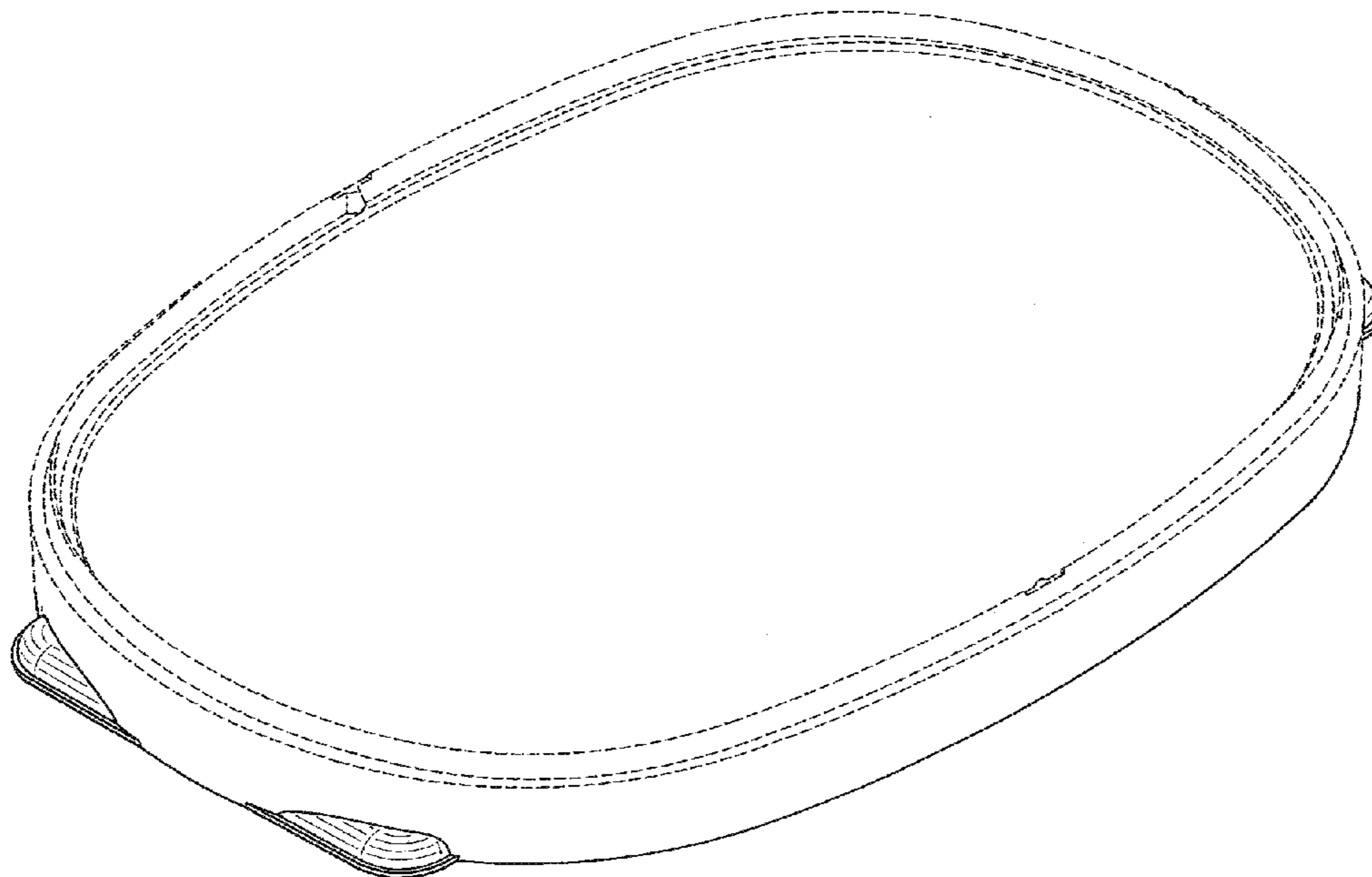
The ornamental design for a lid for a container, as shown and described.

**DESCRIPTION**

FIG. 1 is a top perspective view of the design of a lid for a container showing the new design;  
FIG. 2 is a top plan view of the lid for a container shown in FIG. 1;  
FIG. 3 is a bottom plan view of the lid for a container shown in FIG. 1;  
FIG. 4 is a right side elevation view of the lid for a container shown in FIG. 1, the left side elevation view being a mirror image thereof; and,  
FIG. 5 is a front elevation view of the lid for a container shown in FIG. 1, the rear elevation view being a mirror image thereof.

The features shown in broken lines depict environmental subject matter only and form no part of the claimed design.

**1 Claim, 4 Drawing Sheets**



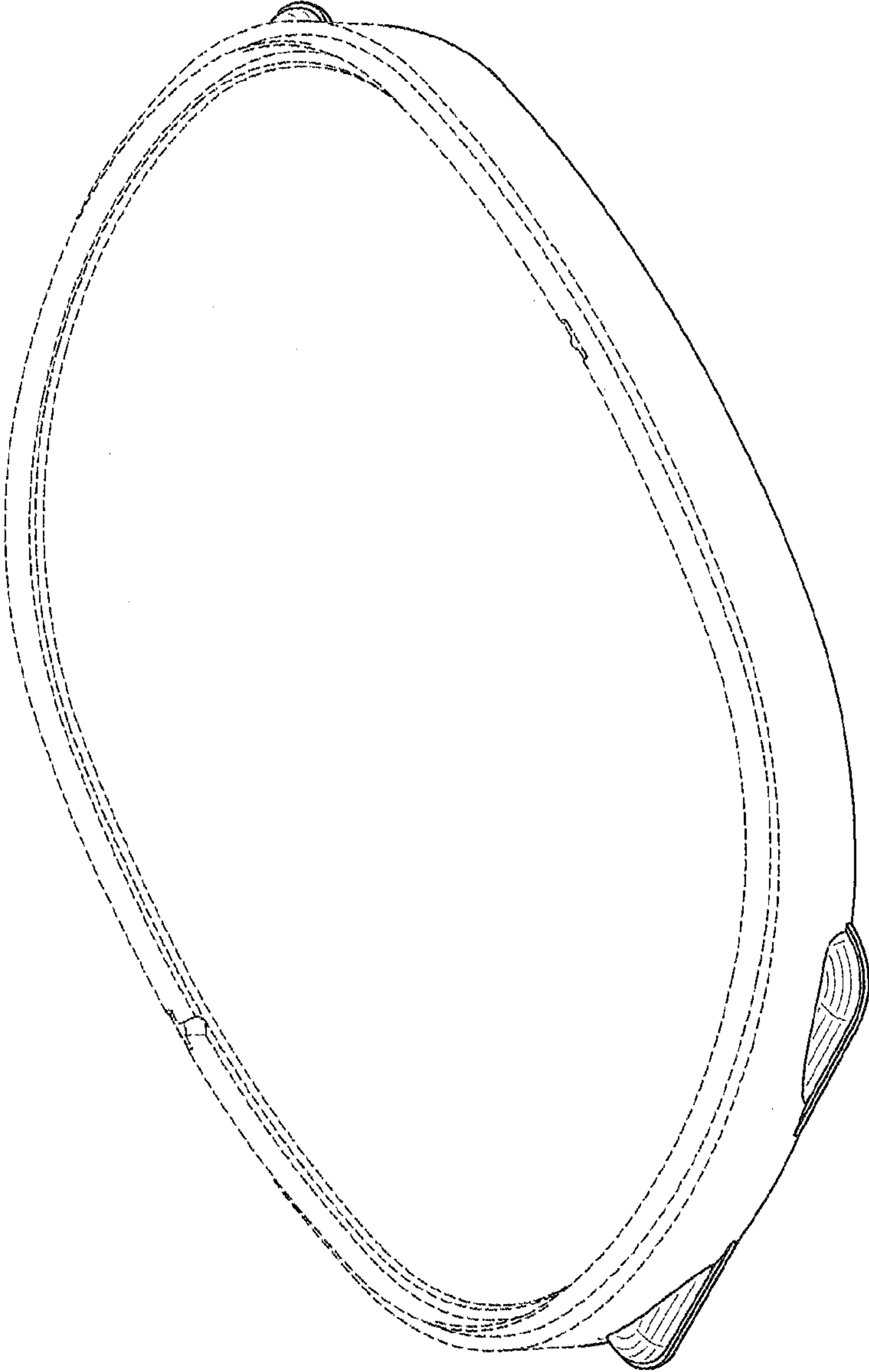


FIG. 1



FIG. 2




FIG. 3




FIG. 4

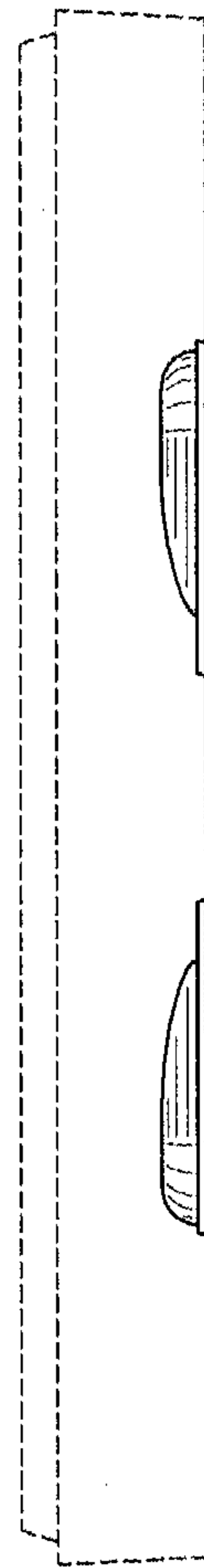


FIG. 5