



US00D754957S

(12) **United States Design Patent**
Portzline

(10) **Patent No.:** **US D754,957 S**

(45) **Date of Patent:** **** May 3, 2016**

(54) **FOOTWEAR**

(71) Applicant: **Sorel Corporation**, Portland, OR (US)

(72) Inventor: **William Scott Portzline**, Portland, OR (US)

(73) Assignee: **Sorel Corporation**, Portland, OR (US)

(**) Term: **14 Years**

(21) Appl. No.: **29/515,168**

(22) Filed: **Jan. 20, 2015**

(51) **LOC (10) Cl.** **02-04**

(52) **U.S. Cl.**
USPC **D2/953**; D2/951; D2/957

(58) **Field of Classification Search**

USPC D2/902, 906, 908, 916, 918, 925,
D2/946-962, 977; 36/3 B, 22 R, 24.5, 25 R,
36/28, 32 R, 34 R, 59 C, 67 A, 103

CPC A43B 13/00; A43B 13/02; A43B 13/023;
A43B 13/026; A43B 13/04; A43B 13/08;
A43B 13/10; A43B 13/12; A43B 13/14;
A43B 13/141; A43B 13/143; A43B 13/16;
A43B 13/18; A43B 13/181; A43B 13/187;
A43B 13/189; A43B 13/20; A43B 13/22;
A43B 13/223; A43B 13/24; A43B 13/28;
A43B 13/30; A43B 13/32; A43B 13/34;
A43B 13/36

See application file for complete search history.

(56) **References Cited**

U.S. PATENT DOCUMENTS

D335,021	S	*	4/1993	Hatfield	D2/953
D354,161	S	*	1/1995	Dyer	D2/953
D354,388	S	*	1/1995	Saez	D2/947
D420,497	S	*	2/2000	Panella	D2/947
D461,946	S	*	8/2002	Burt	D2/951
D495,476	S	*	9/2004	Recchi	D2/947
D495,480	S	*	9/2004	Laberge	D2/953
D496,523	S	*	9/2004	Fuerst	D2/951
D496,776	S	*	10/2004	Wu	D2/953
D506,306	S	*	6/2005	Teague	D2/953
D593,291	S	*	6/2009	Chen	D2/951
D617,085	S	*	6/2010	Recchi	D2/951
D713,134	S	*	9/2014	Hardigan	D2/951
D717,034	S	*	11/2014	Bramani	D2/951
D725,880	S	*	4/2015	Bramani	D2/951
D735,453	S	*	8/2015	Monroy	D2/951
2003/0172548	A1	*	9/2003	Fuerst	A43B 13/026 36/28

* cited by examiner

Primary Examiner — T. Chase Nelson

(74) *Attorney, Agent, or Firm* — Schwabe, Williamson & Wyatt, P.C.

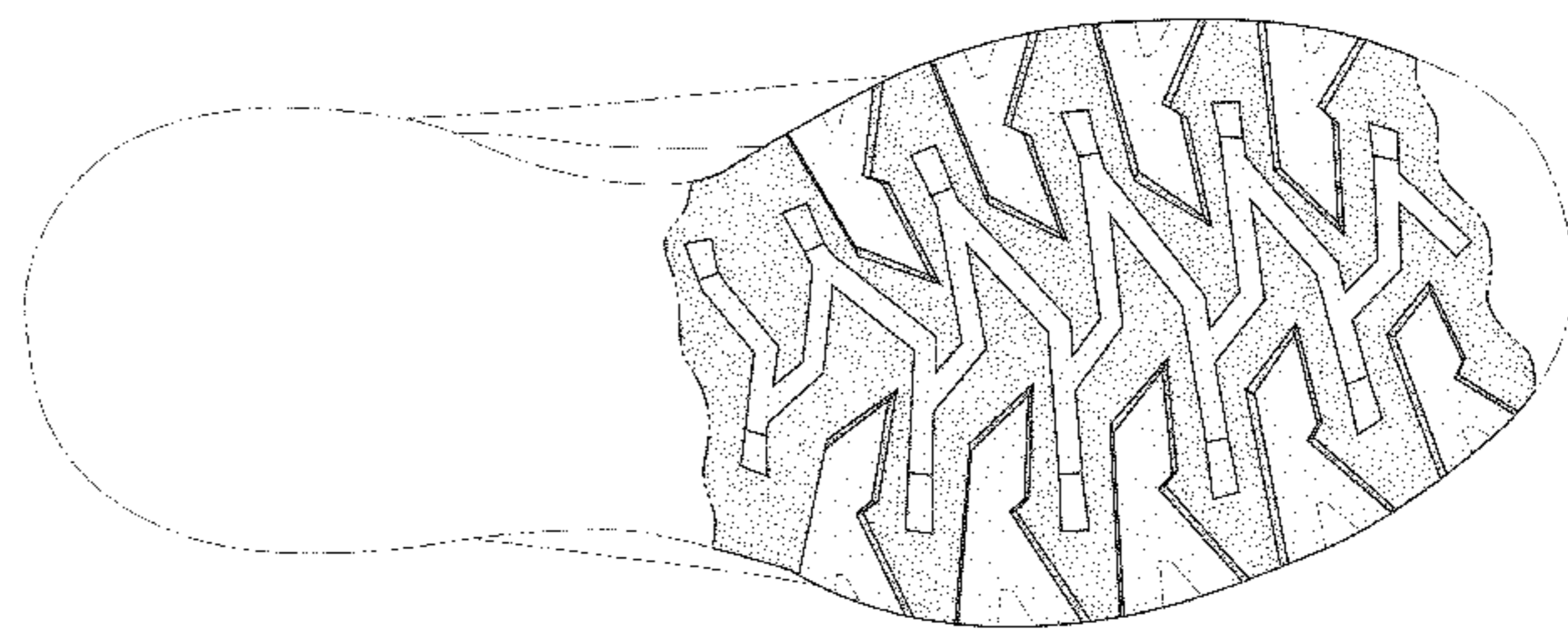
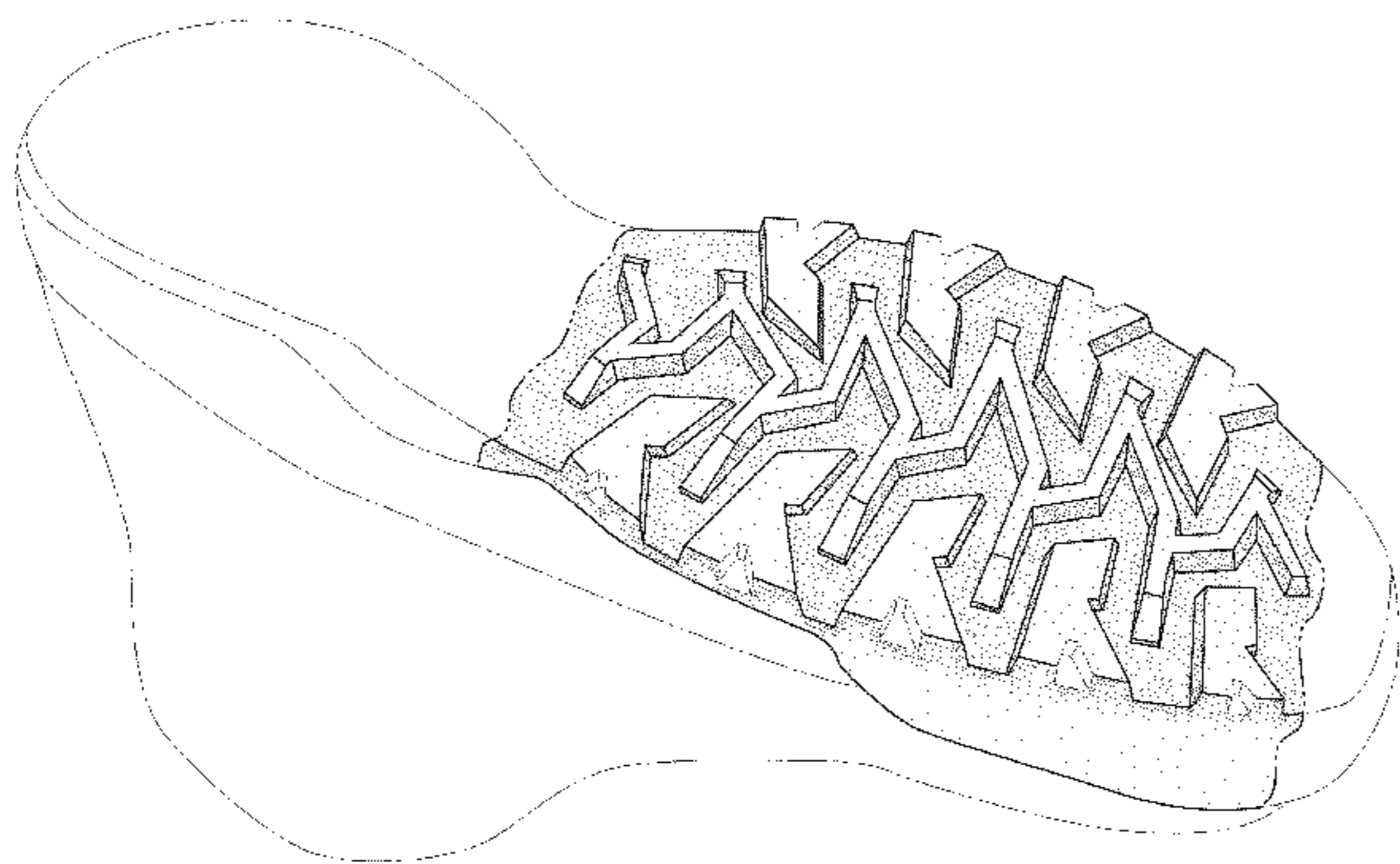
(57) **CLAIM**

I claim the ornamental design for footwear, as shown and described.

DESCRIPTION

FIG. 1 is a front perspective view of footwear, showing my new design;
FIG. 2 is a bottom view thereof; and,
FIG. 3 is a back perspective view thereof.
The broken lines are included for illustrating environmental structure and form no part of the claimed design.

1 Claim, 3 Drawing Sheets



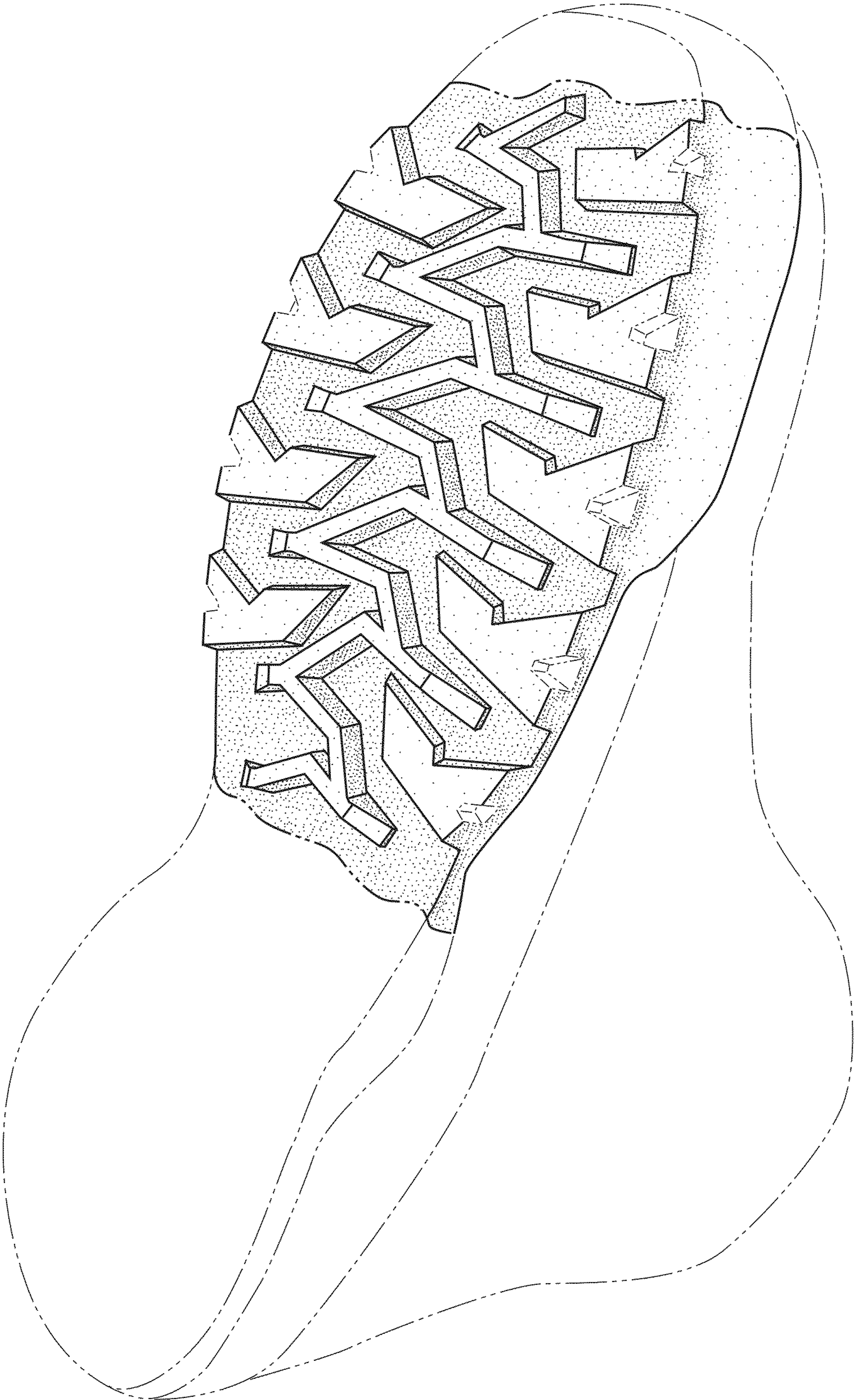


FIG. 1

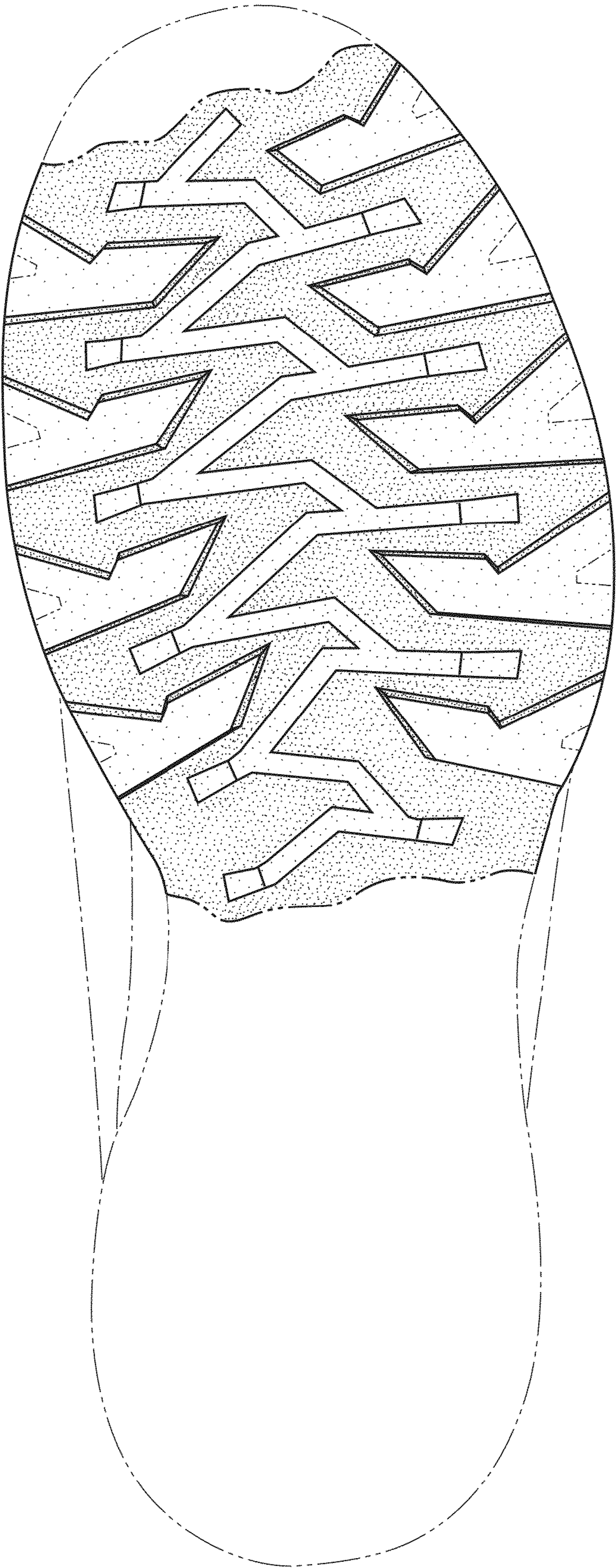


FIG. 2

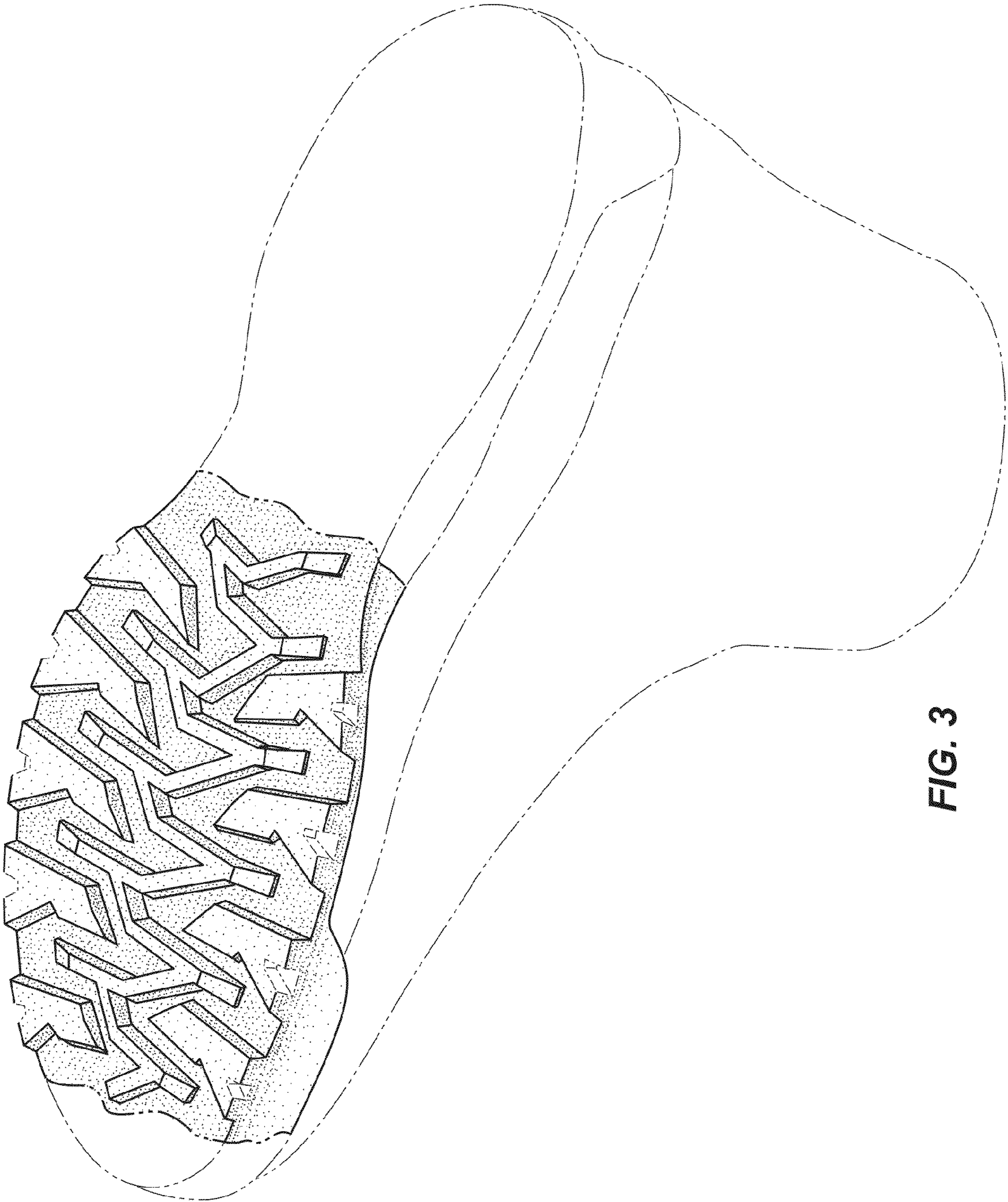


FIG. 3