



US00D754952S

(12) **United States Design Patent**
Simon

(10) **Patent No.:** **US D754,952 S**

(45) **Date of Patent:** **** May 3, 2016**

(54) **LEG SLEEVE**

(71) Applicant: **Robyn Simon**, Queens, NY (US)

(72) Inventor: **Robyn Simon**, Queens, NY (US)

(**) Term: **14 Years**

(21) Appl. No.: **29/503,333**

(22) Filed: **Sep. 25, 2014**

(51) **LOC (10) Cl.** **02-04**

(52) **U.S. Cl.**
USPC **D2/901**

(58) **Field of Classification Search**
USPC D02/860, 897, 901, 910-913, 946, 970,
D02/971, 978; 36/2 R, 7.2, 7.3, 7.1 R, 100,
36/101, 45, 1; 2/61, 242, 239, 162, 270,
2/59, 22; D24/190, 192
CPC A41D 17/00; A41D 17/005; A41D 17/02;
A41D 27/14; A41D 1/08
See application file for complete search history.

(56) **References Cited**

U.S. PATENT DOCUMENTS

1,346,448	A *	7/1920	Ewing	36/2 R
1,395,772	A *	11/1921	Richardson	36/2 R
2,132,117	A *	10/1938	Korolick	2/228
2,304,177	A *	12/1942	Jones	36/2 R
2,326,422	A *	8/1943	Weisberger	2/59
2,429,507	A *	10/1947	Ballenger	36/2 R
2,532,024	A *	11/1950	Hoffman	36/2 R
2,549,210	A *	4/1951	Louise	36/2 R
3,052,994	A *	9/1962	Johnston	36/2 R
3,466,666	A *	9/1969	Otto	2/227
3,721,997	A *	3/1973	Mundt	2/46
RE32,506	E *	9/1987	Hightower, Jr.	2/22
D296,607	S *	7/1988	Iber	D2/898
4,964,176	A *	10/1990	Previdi	2/242
5,031,247	A *	7/1991	Carter	2/242

5,170,503	A *	12/1992	Hightower et al.	2/22
D344,655	S *	3/1994	Alexander	D6/601
6,199,217	B1 *	3/2001	Mooney	2/240
6,205,593	B1 *	3/2001	Schaub, Jr.	2/242
D505,777	S *	6/2005	Dunlap	D2/901
D518,244	S *	3/2006	Babel	D30/118
D520,218	S *	5/2006	Mayers	D2/901
D551,828	S *	10/2007	Winjum	D2/901
D583,177	S *	12/2008	Tuleen	D6/597
7,832,022	B1 *	11/2010	Peters	2/227
8,091,146	B1 *	1/2012	Anhalt et al.	2/227
D659,353	S *	5/2012	Miller	D2/901
D666,792	S *	9/2012	Zambito	D2/901
D669,663	S *	10/2012	Miller	D2/901
2011/0138514	A1 *	6/2011	Morris et al.	2/22

* cited by examiner

Primary Examiner — Ian Simmons

Assistant Examiner — Rashida C McCoy

(74) *Attorney, Agent, or Firm* — QuickPatents, LLC; Kevin Prince

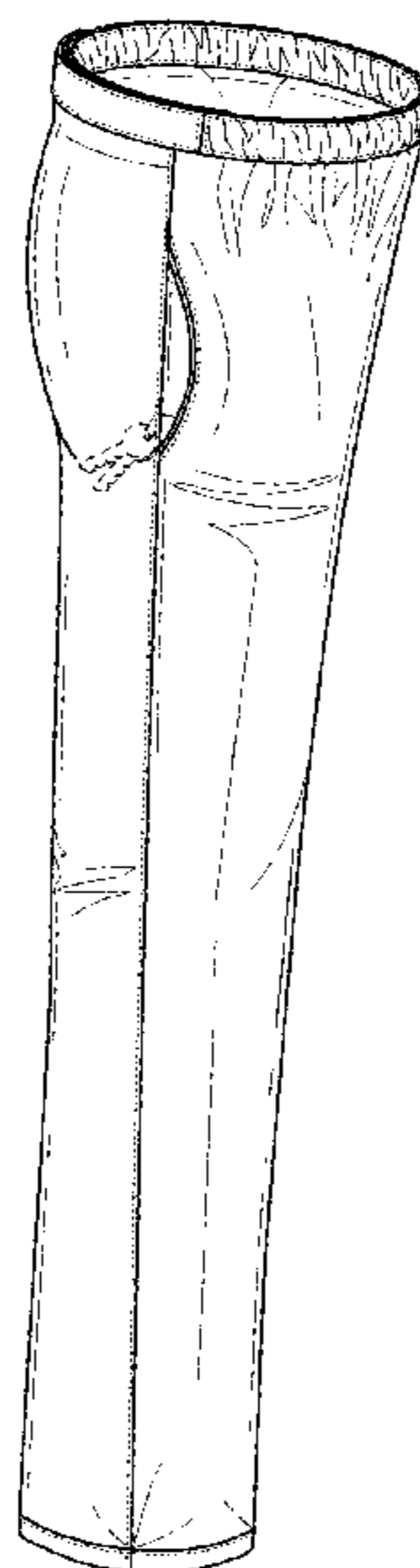
(57) **CLAIM**

I claim the ornamental design for a leg sleeve, as show and described.

DESCRIPTION

FIG. 1 is a perspective view of a leg sleeve, showing my new design;
FIG. 2 is a front elevational view thereof;
FIG. 3 is a rear elevational view thereof;
FIG. 4 is a left-side elevational view thereof;
FIG. 5 is a right-side elevational view thereof;
FIG. 6 is a top plan view thereof; and,
FIG. 7 is a bottom plan view thereof.
The dotted lines in the drawings represent claimed stitching.
The dashed lines forming the keys in FIG. 1 are environmental subject matter and form no part of the claim.

1 Claim, 3 Drawing Sheets



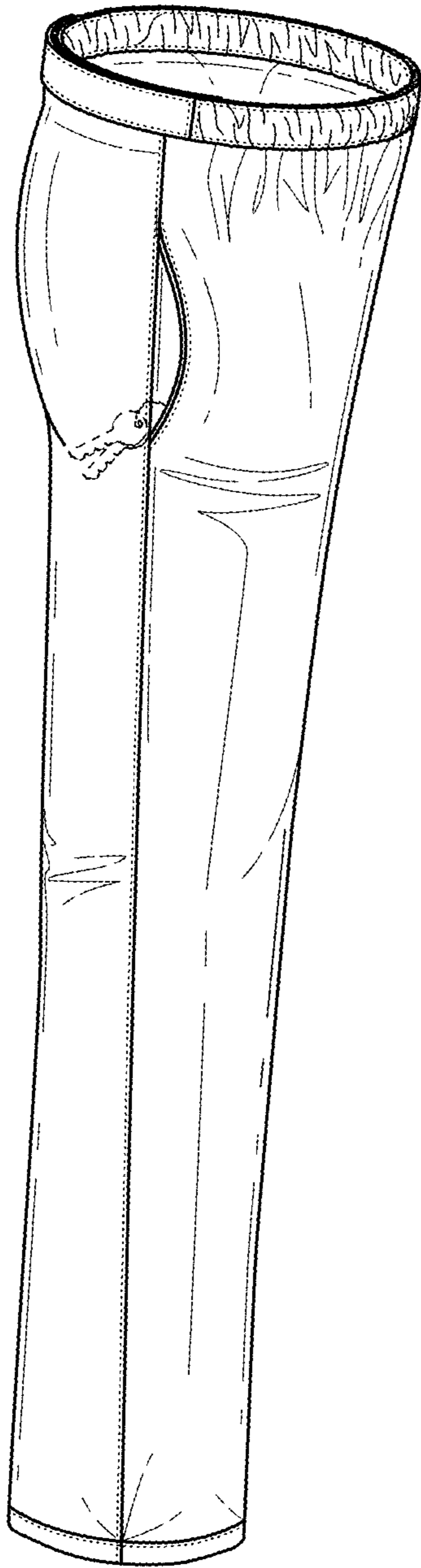


FIG. 1

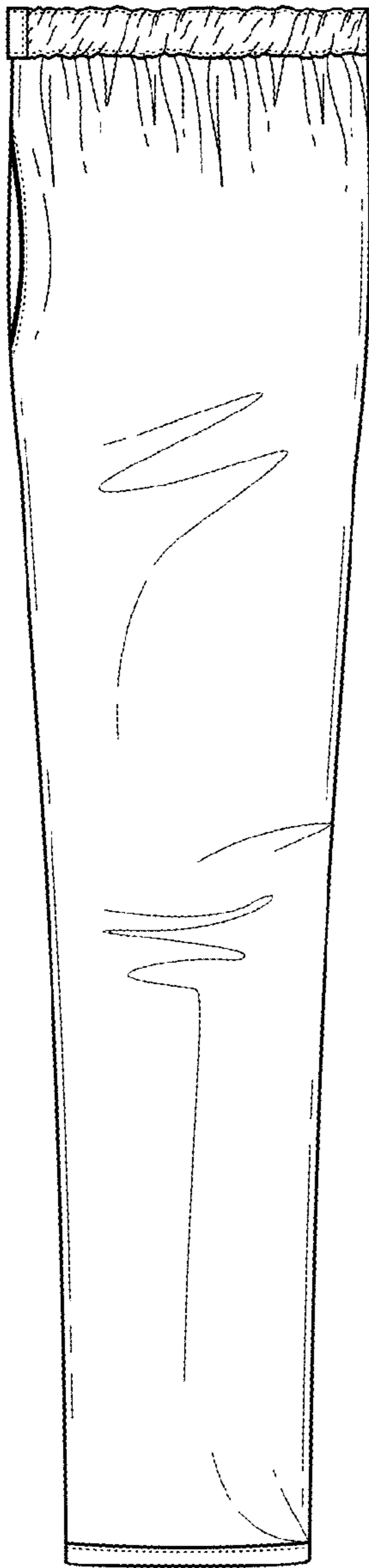


FIG. 2

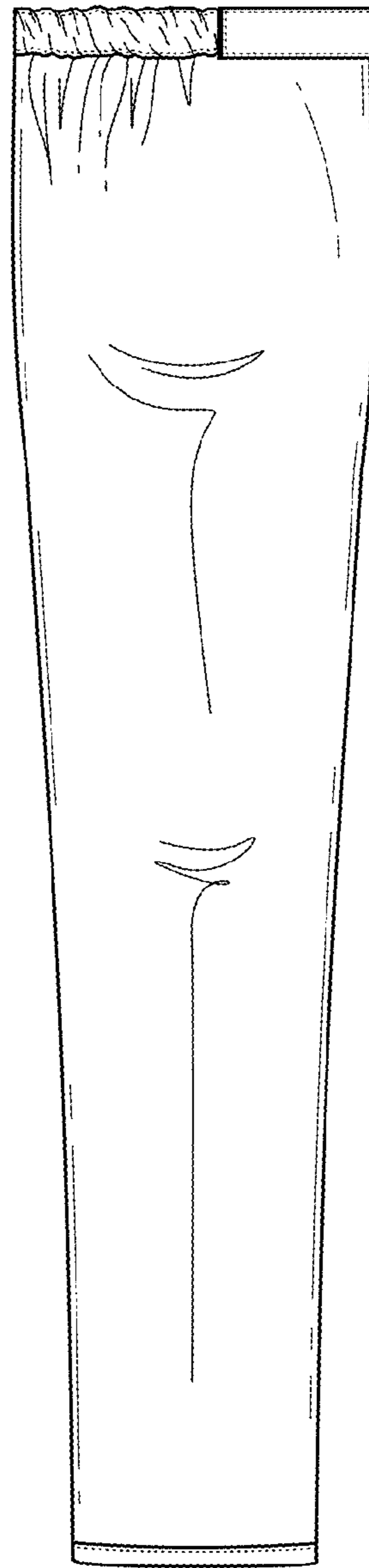


FIG. 3

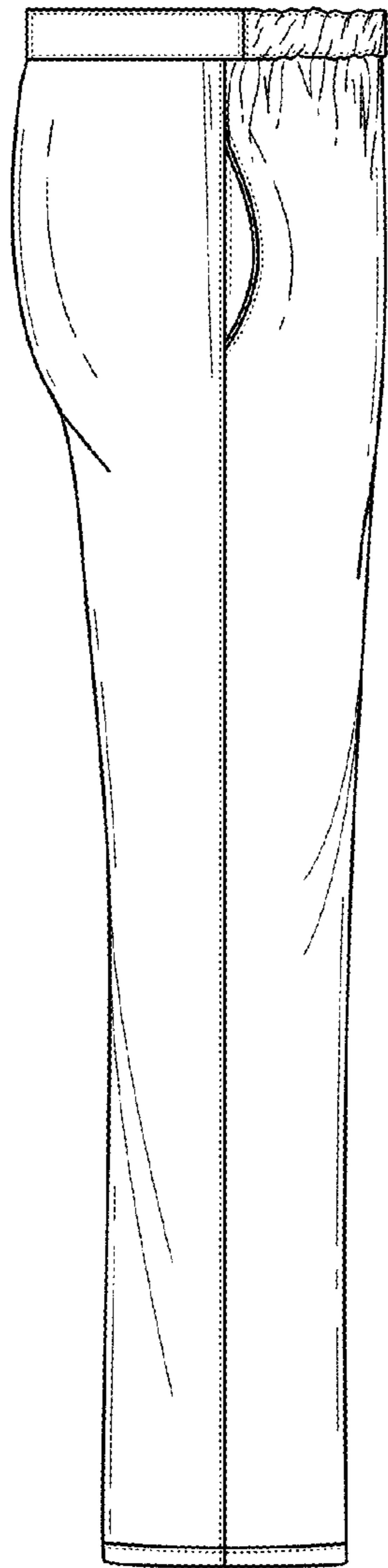


FIG. 4

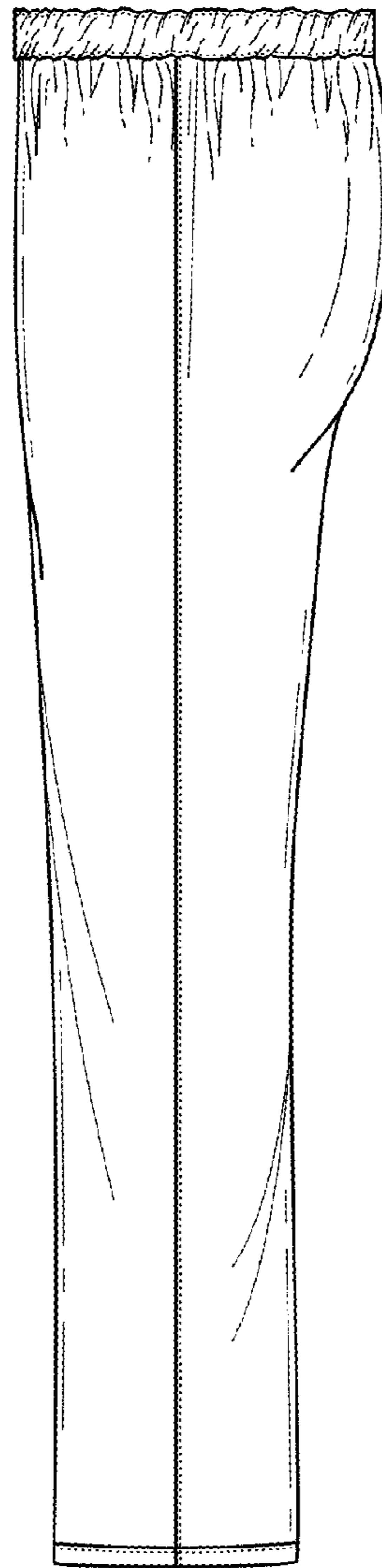


FIG. 5

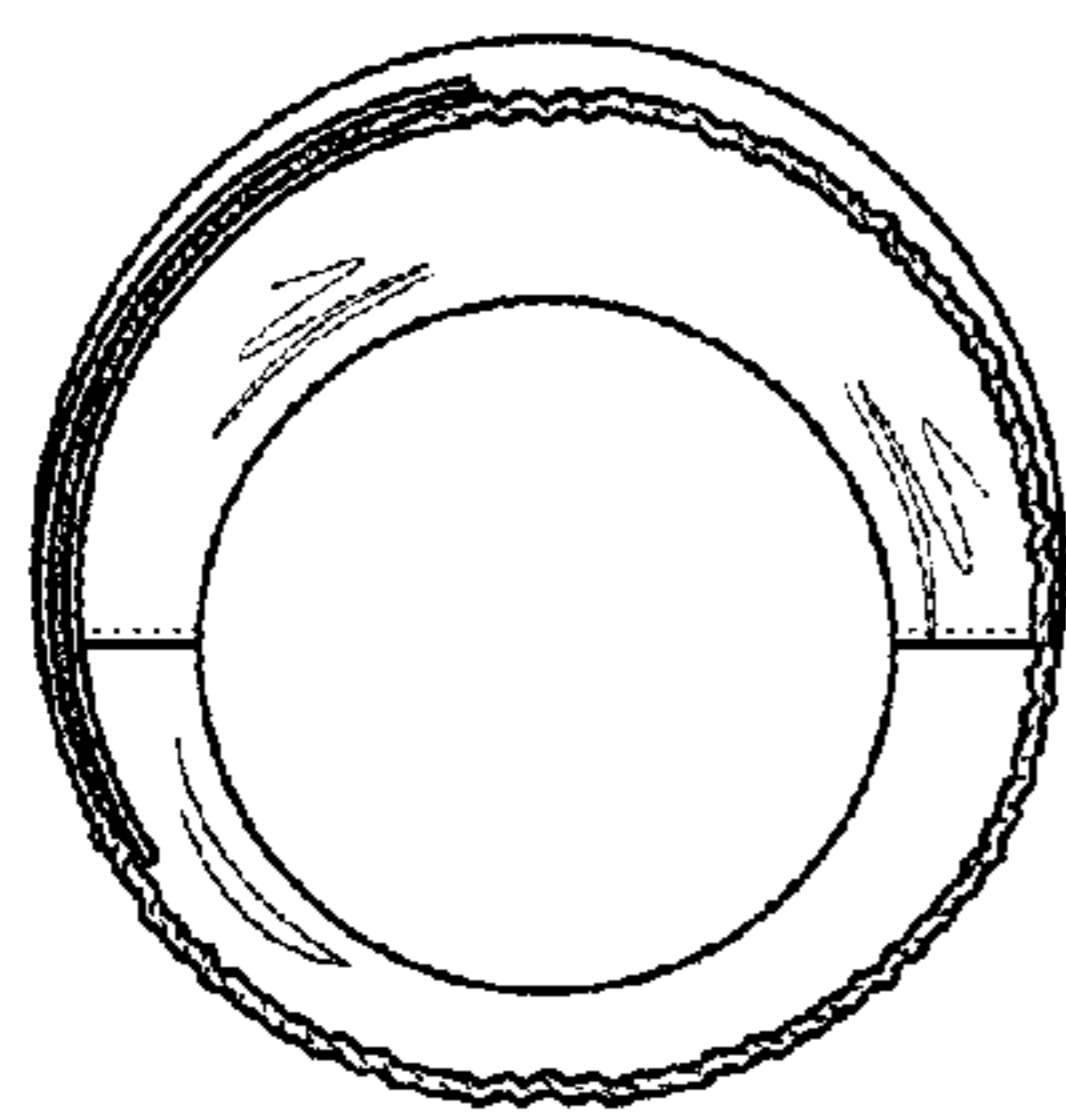


FIG. 6

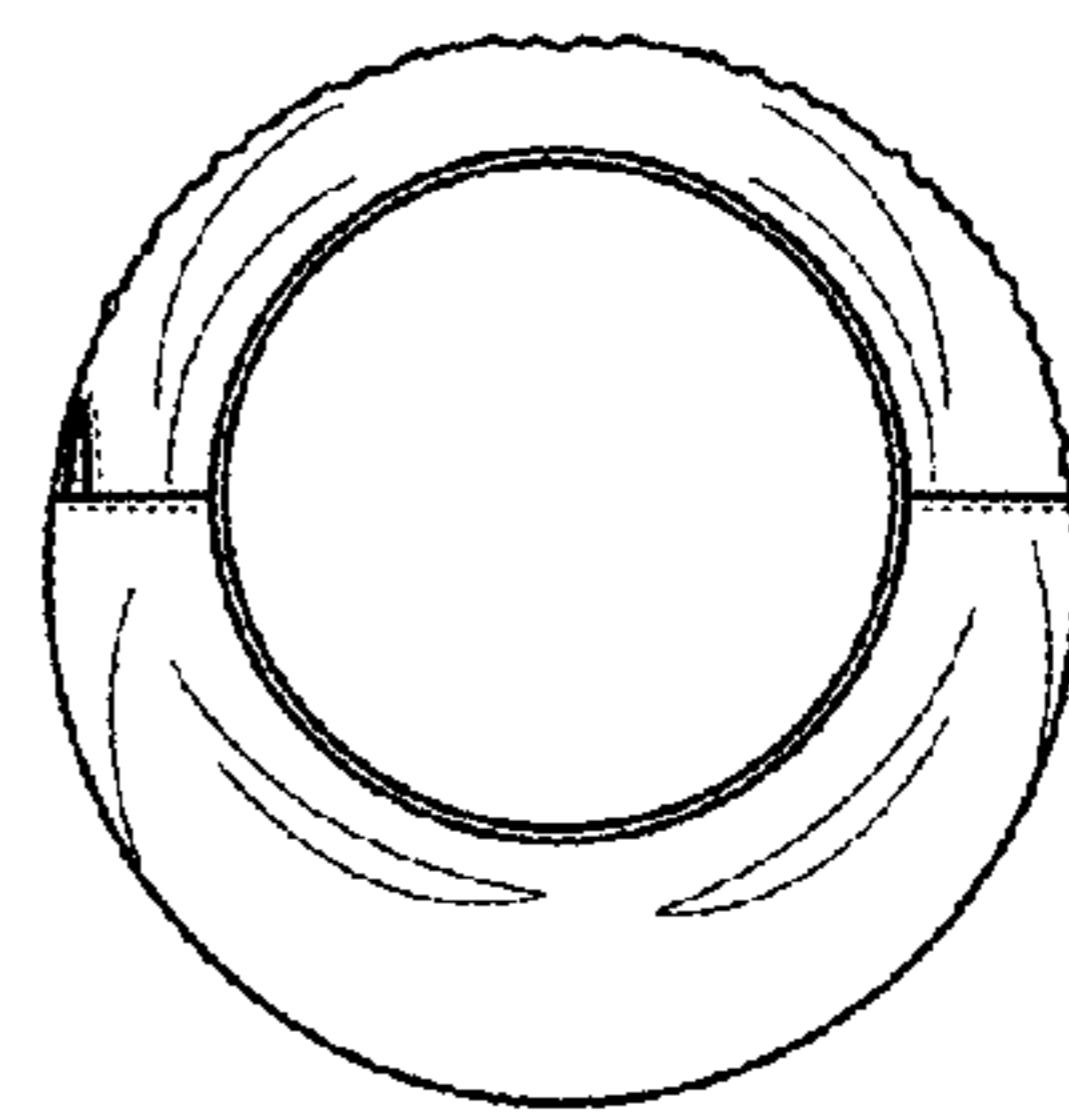


FIG. 7