



US00D754912S

(12) **United States Design Patent**
Patel

(10) **Patent No.:** **US D754,912 S**
(45) **Date of Patent:** **** Apr. 26, 2016**

(54) **LIGHTING SIGNATURE**

(71) Applicant: **Jaguar Land Rover Limited**, Coventry (GB)

(72) Inventor: **Paven Patel**, Coventry (GB)

(73) Assignee: **JAGUAR LAND ROVER LIMITED** (GB)

(**) Term: **14 Years**

(21) Appl. No.: **29/501,286**

(22) Filed: **Sep. 3, 2014**

(30) **Foreign Application Priority Data**

Mar. 4, 2014 (EM) 002417659
Mar. 4, 2014 (EM) 002417683

(51) **LOC (10) Cl.** **26-99**

(52) **U.S. Cl.**
USPC **D26/139**

(58) **Field of Classification Search**
USPC D26/28-36, 139; 362/459-468,
362/475-478, 485-487
CPC F21S 48/00; F21S 48/10; F21S 48/115;
F21S 48/225; F21S 48/1233; F21S 48/1266;
F21S 48/1388; F21S 48/2268; F21V 21/04
See application file for complete search history.

(56) **References Cited**

U.S. PATENT DOCUMENTS

D538,956 S * 3/2007 Ishii D26/28
D544,614 S * 6/2007 Markefka D26/28
D690,852 S * 10/2013 Cooney D26/28

* cited by examiner

Primary Examiner — Marcus Jackson

(74) *Attorney, Agent, or Firm* — Fishman Stewart PLLC

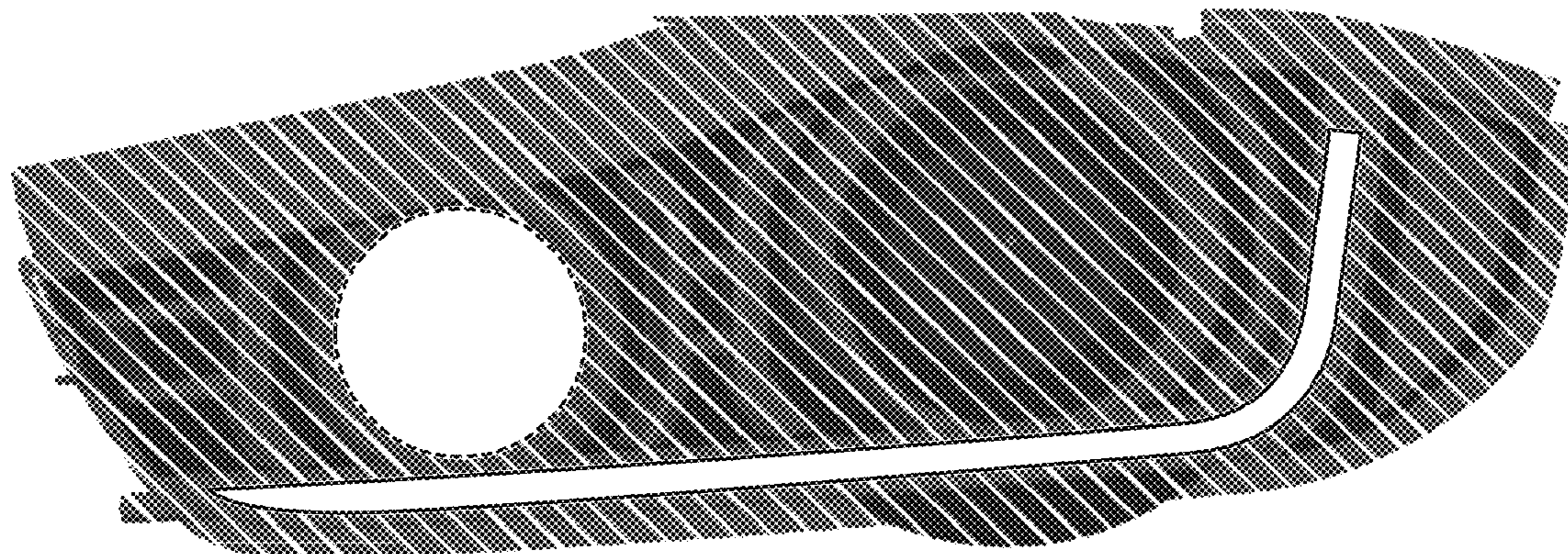
(57) **CLAIM**

The ornamental design for a lighting signature, as shown and described.

DESCRIPTION

FIG. 1 is a front view of a lighting signature with a first lighting signature element;
FIG. 2 is a front view of a lighting signature with the first lighting signature element and a second lighting signature element; and,
FIG. 3 is a rear view of the first lighting signature element shown in an opening of a vehicle component.
Portions of the figures shown in diagonal lines are for illustrative purposes only and form no part of the claimed design.

1 Claim, 1 Drawing Sheet



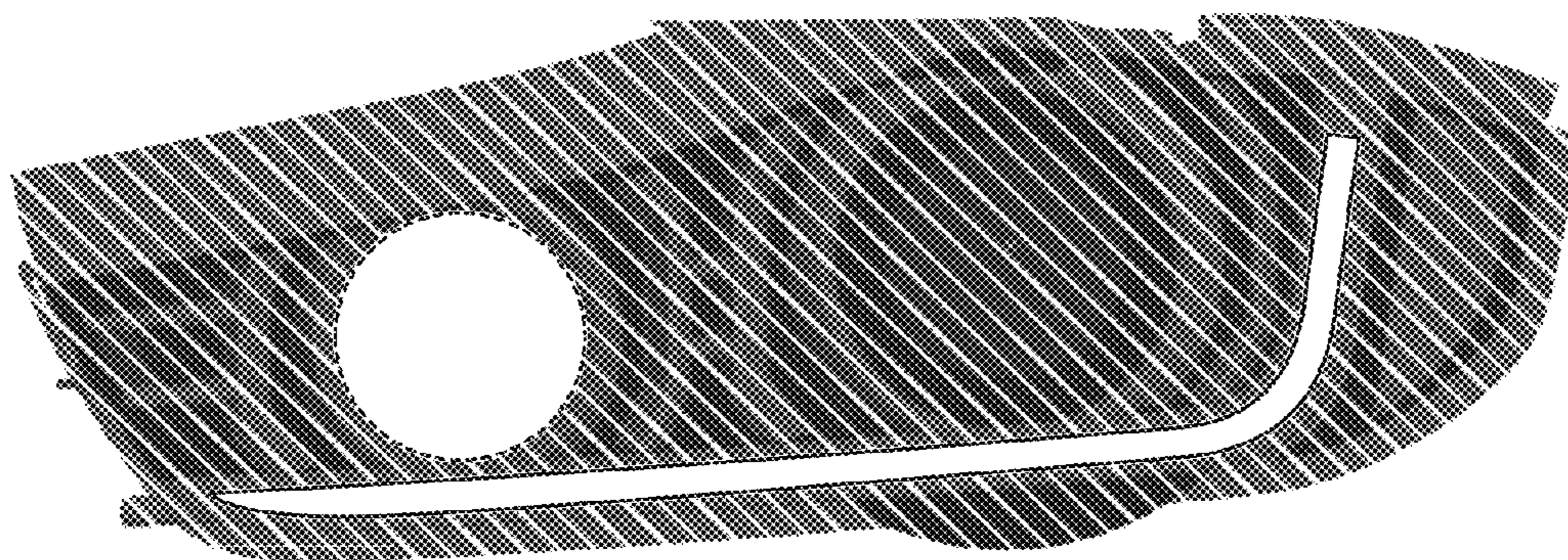


FIG. 1

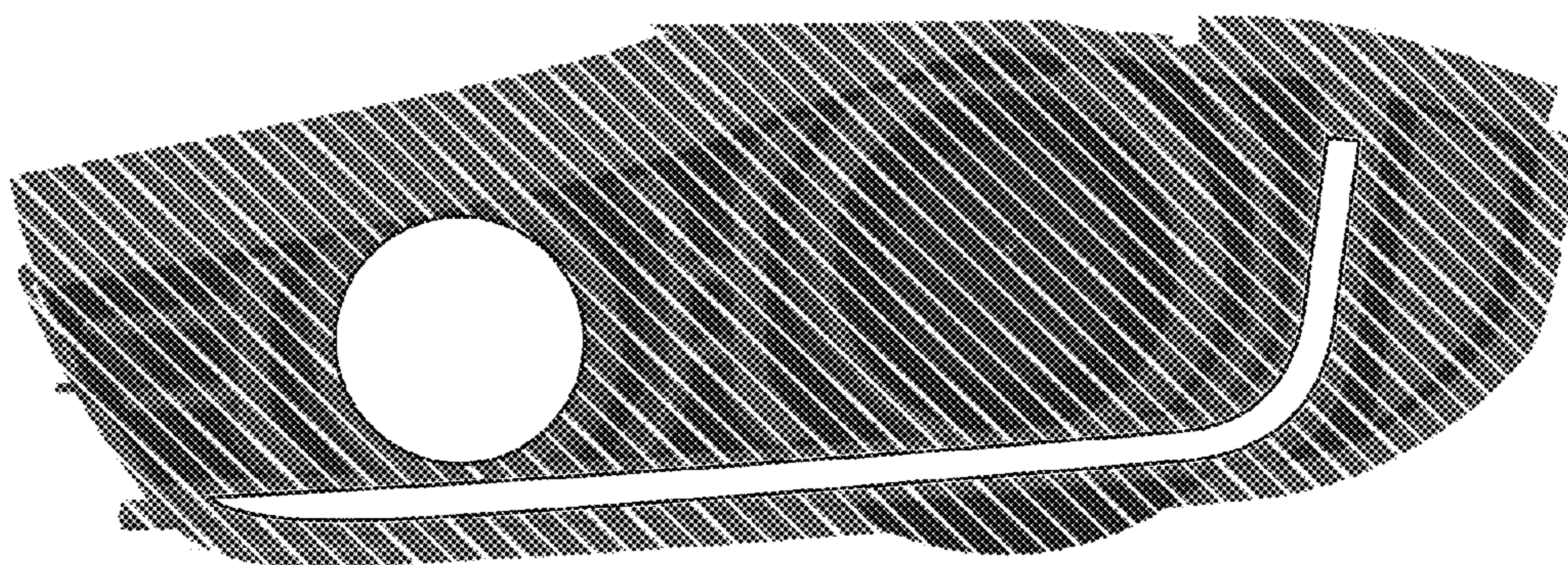


FIG. 2

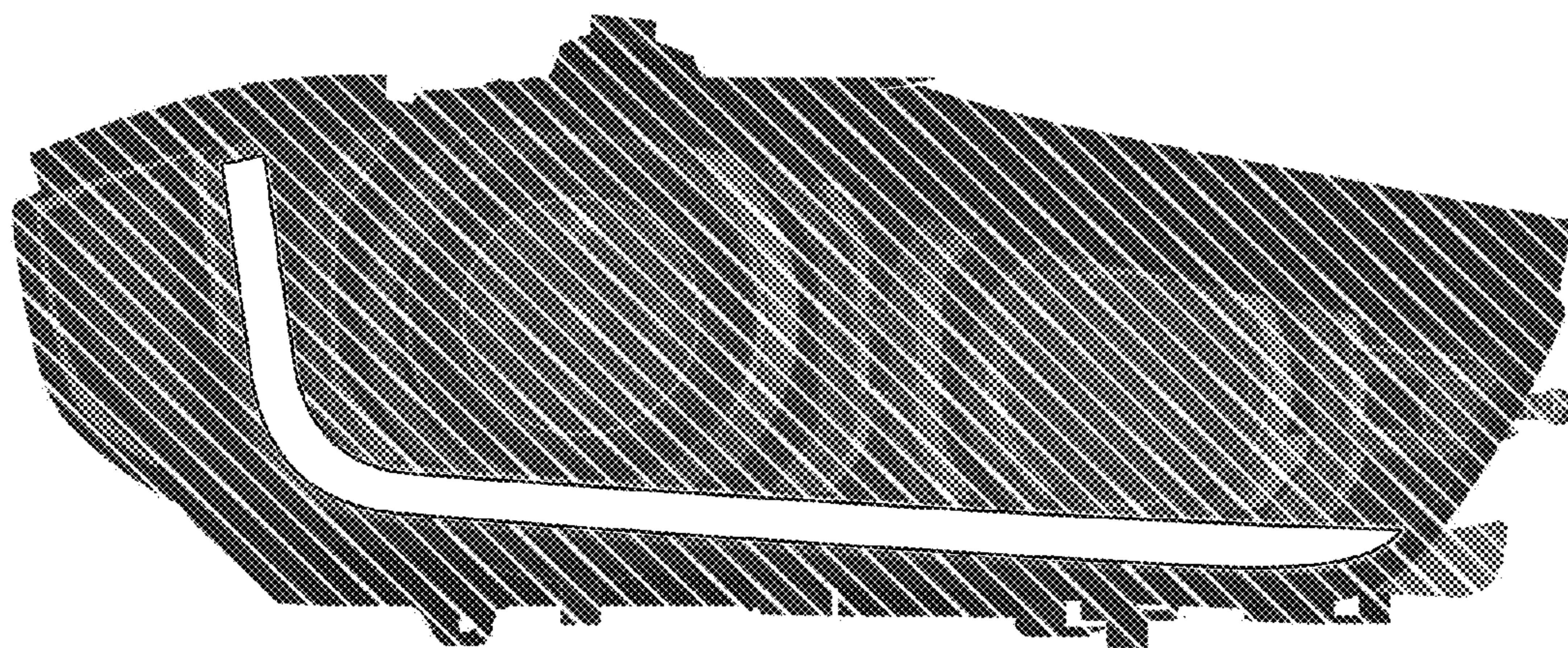


FIG. 3