

US00D754892S

(12) **United States Design Patent**  
**Hatton**

(10) **Patent No.:** **US D754,892 S**

(45) **Date of Patent:** **\*\* Apr. 26, 2016**

(54) **VEHICLE COMPONENT**

(71) Applicant: **Jaguar Land Rover Limited**, Coventry  
(GB)

(72) Inventor: **Adam Hatton**, Coventry (GB)

(73) Assignee: **Jaguar Land Rover Limited** (GB)

(\*\*) Term: **14 Years**

(21) Appl. No.: **29/501,246**

(22) Filed: **Sep. 2, 2014**

(30) **Foreign Application Priority Data**

Mar. 4, 2014 (EM) ..... 002417683

(51) **LOC (10) Cl.** ..... **26-04**

(52) **U.S. Cl.**  
USPC ..... **D26/28**

(58) **Field of Classification Search**  
USPC ..... D26/28-36; 362/459-468, 475-478,  
362/485-487  
CPC ..... F21S 48/10; F21S 48/115; F21S 48/225;  
F21S 48/1233; F21S 48/1266; F21S 48/1388;  
F21S 48/2268; F21V 21/04

See application file for complete search history.

(56) **References Cited**

U.S. PATENT DOCUMENTS

|              |         |              |       |        |
|--------------|---------|--------------|-------|--------|
| D556,349 S * | 11/2007 | Golden       | ..... | D26/28 |
| D605,317 S * | 12/2009 | Giachin      | ..... | D26/28 |
| D619,279 S * | 7/2010  | Lamm         | ..... | D26/28 |
| D683,870 S * | 6/2013  | Schmeckpeper | ..... | D26/28 |
| D703,848 S * | 4/2014  | Mays         | ..... | D26/28 |
| D717,981 S * | 11/2014 | Lai          | ..... | D26/28 |
| D719,689 S * | 12/2014 | Gotschke     | ..... | D26/28 |
| D721,836 S * | 1/2015  | Gotschke     | ..... | D26/28 |
| D722,711 S * | 2/2015  | Gotschke     | ..... | D26/28 |

\* cited by examiner

*Primary Examiner* — Marcus Jackson

(74) *Attorney, Agent, or Firm* — Fishman Stewart PLLC


(57) **CLAIM**

The ornamental design for a vehicle component, as shown and described.

**DESCRIPTION**

FIG. 1 is a front perspective view of a vehicle component; FIG. 2 is a rear perspective view of a vehicle component; FIG. 3 is a front view of a vehicle component; FIG. 4 is a rear view of a vehicle component; FIG. 5 is a left side view of a vehicle component; FIG. 6 is a right side view of a vehicle component; and, FIG. 7 is a top view of a vehicle component. Portions of the figures shown in diagonal lines are for illustrative purposes only and form no part of the claimed design.

**1 Claim, 3 Drawing Sheets**








FIG. 1

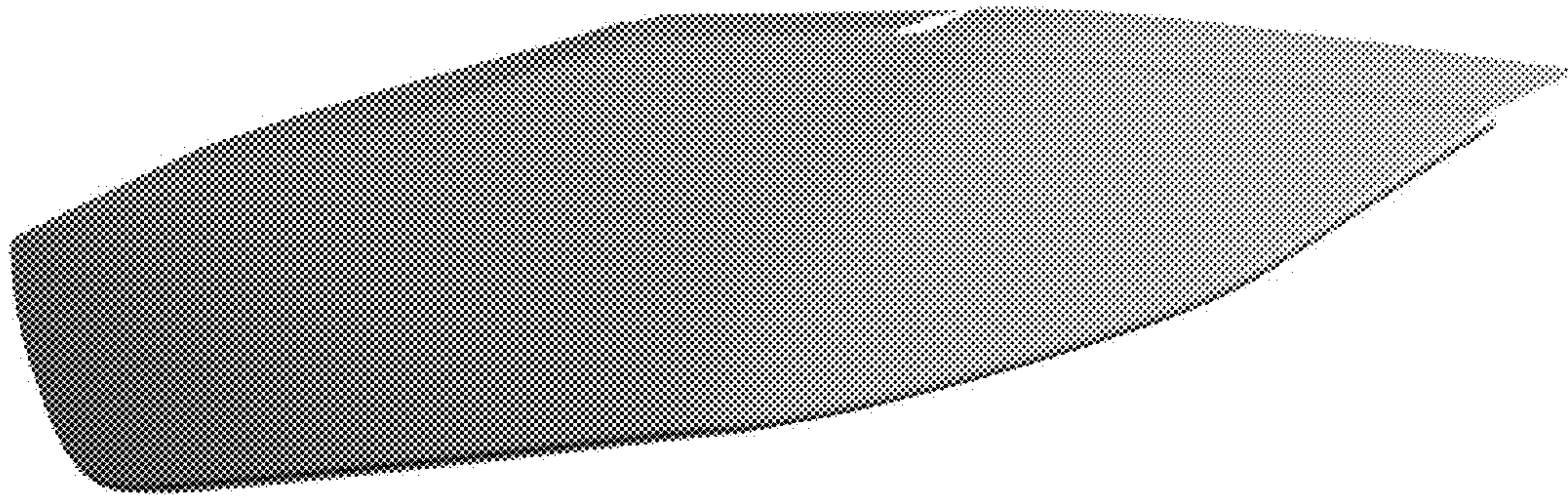


FIG. 2

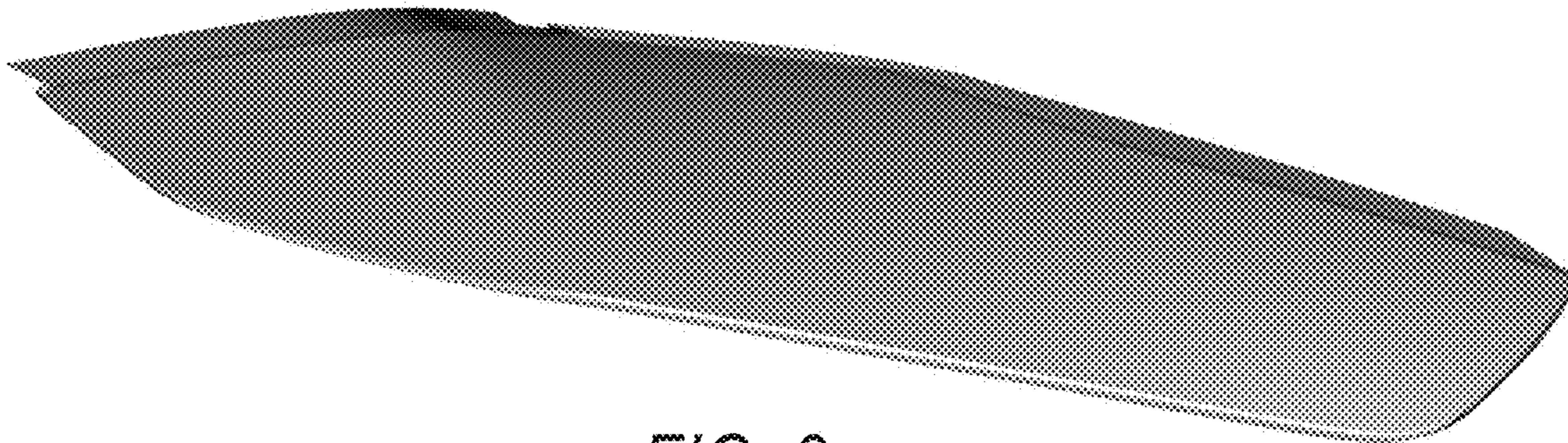


FIG. 3



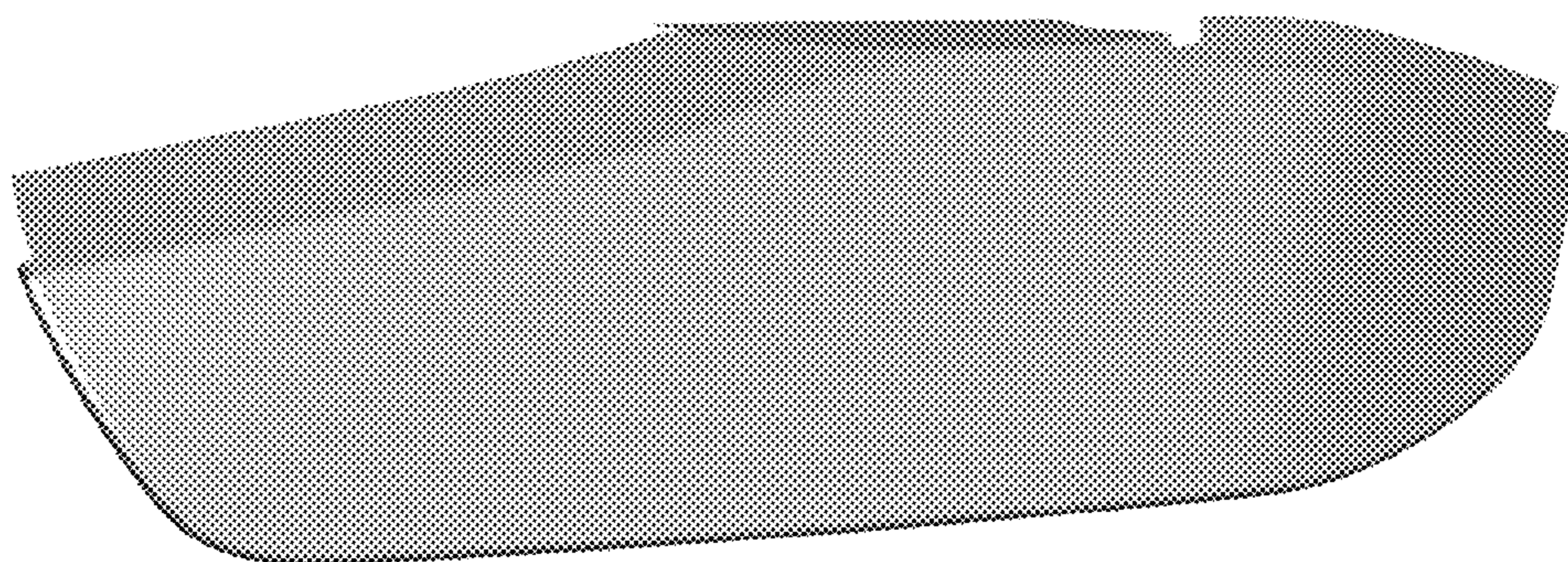


FIG. 4

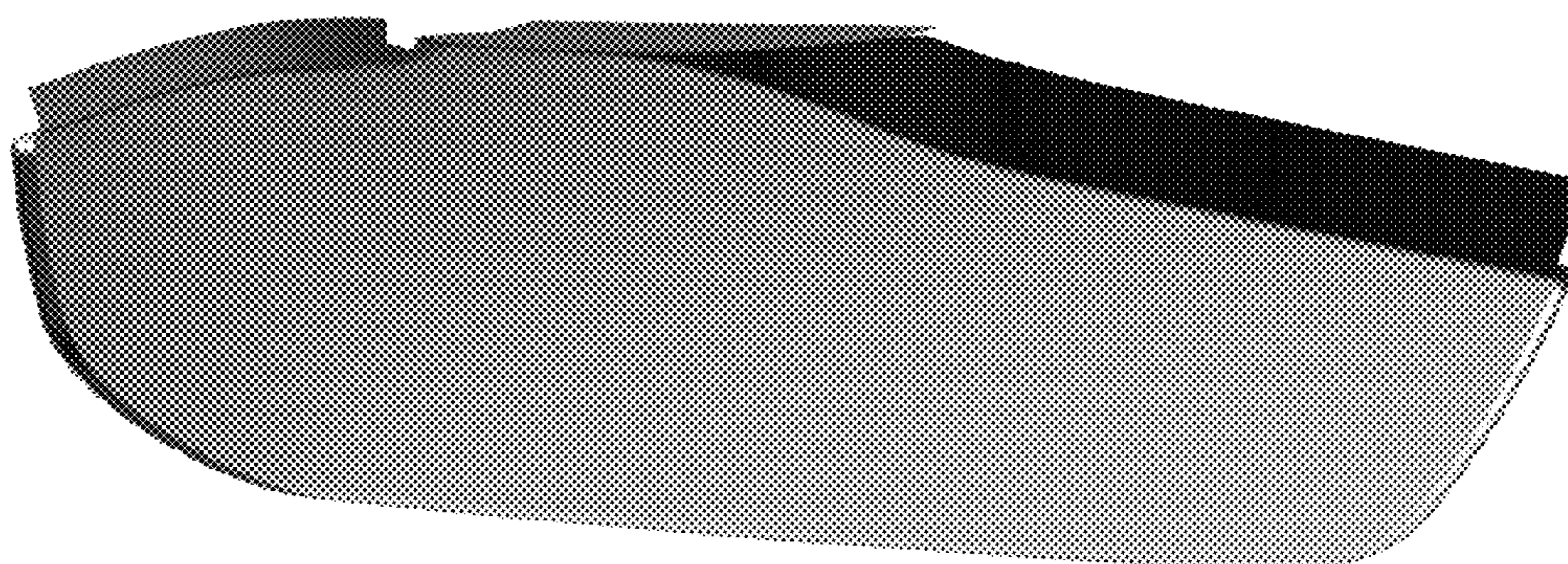


FIG. 5

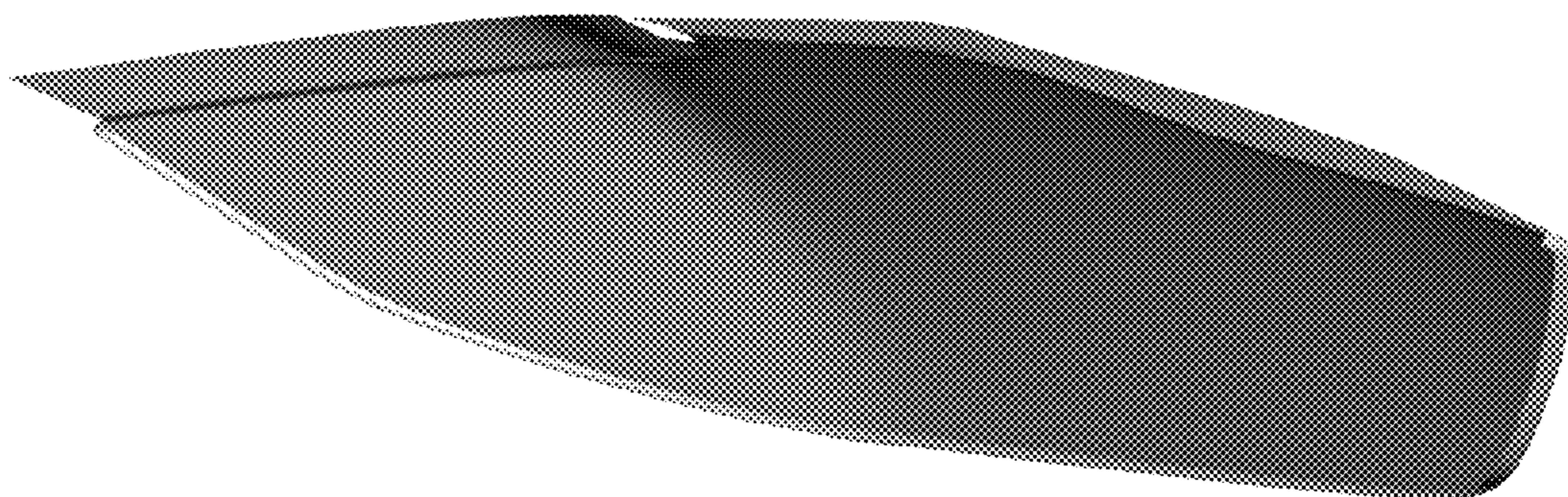


FIG. 6

