



US00D754883S

(12) **United States Design Patent**
Justin

(10) **Patent No.:** **US D754,883 S**
(45) **Date of Patent:** **** Apr. 26, 2016**

- (54) **CINE TILE INLAY**
- (71) Applicant: **Louis K. Justin**, Davisburg, MI (US)
- (72) Inventor: **Louis K. Justin**, Davisburg, MI (US)
- (**) Term: **14 Years**
- (21) Appl. No.: **29/473,485**
- (22) Filed: **Nov. 22, 2013**

2,765,034	A	10/1956	Wilshaw	
D179,231	S *	11/1956	Zanuso et al.	D25/138
3,021,249	A	2/1962	Skoog	
4,668,324	A	5/1987	Burns	
4,723,466	A	2/1988	Pottorff	
D349,409	S	8/1994	Miller	
D401,072	S	11/1998	Loverin	
D639,460	S *	6/2011	Martin	D25/100
2007/0069463	A1	3/2007	Geissler	
2008/0206509	A1 *	8/2008	Kent	B44C 1/26 428/67

Related U.S. Application Data

- (62) Division of application No. 29/397,195, filed on Jul. 13, 2011, now Pat. No. Des. 694,433, which is a division of application No. 29/338,231, filed on Jun. 8, 2009, now Pat. No. Des. 643,547.
- (51) **LOC (10) Cl.** **25-01**
- (52) **U.S. Cl.**
USPC **D25/138**
- (58) **Field of Classification Search**
USPC D25/138, 145, 146
CPC B44C 1/28; B44C 1/26; B44C 3/123;
B44F 5/00; E04F 15/02; A63F 2009/0695;
A63F 2009/0697; B32B 5/26; B32B 7/06
See application file for complete search history.

References Cited

U.S. PATENT DOCUMENTS

138,357	A	4/1873	Allen	
196,906	A	11/1877	Jebsen	
D86,076	S *	1/1932	Bolton	D25/138
1,935,480	A *	11/1933	Mencken	B44C 1/26 156/265
1,936,182	A *	11/1933	Beiger	B44C 1/26 427/259
2,168,766	A	8/1939	Dugaw	
2,336,704	A	12/1943	Skoog	
2,454,016	A	11/1948	Skoog	

OTHER PUBLICATIONS

Veneer Supplies.com, Veneer Punch-n-Patch Solid 01 Tool Steel, pp. 1-2, C 2009.
 Dreamstime, Stock Photo: Parquet texture, <http://www.dreamstime.com/parquet-texture-image4834480>, 2000-2009, 2 pages.
 Gallery Image, Hardwood floor Medallions, Borders and Parquet Flooring, http://www.czarfloors.com/picture_details.asp?id=336, 1 page, 2007.
 Wood and Stone Flooring Item Details, description and Price, http://www.czarfloors.com/item_details.asp?sku=Florizel, 2 pages, 2007.

(Continued)


Primary Examiner — Doris Clark
 (74) *Attorney, Agent, or Firm* — Brooks Kushman P.C.

(57) **CLAIM**
 The ornamental design for an cine tile inlay, as shown and described.

DESCRIPTION

FIG. 1 is a top plan view of a cine tile inlay.
 FIG. 2 is a side view thereof; and,
 FIG. 3 is a top plan view of the cine tile inlay shown in an array and inlaid with other identical tiles.
 The broken lines are for illustrative purposes only and form no part of the claimed design.

1 Claim, 1 Drawing Sheet



(56)

References Cited

OTHER PUBLICATIONS

Wood and Stone Flooring Item Detail, description and price, http://www.czarfloors.com/item_details.asp?sku+MX36, 2 pages, 2007.
Missing Corner Cube, from Michael's "Optical Illusions & Visual Phenomena," http://www.michaelbach.de/ot/sze_missCornerCube/index.html, 2 pages, created Jan. 1, 2006.
Model: MX27, Wood and Stone Flooring Item Details, description and price, http://www.czarfloors.com/item_details.asp?sku=MX27, 2 pages, 2007.
http://www.czarfloors.com/item_details.asp?sku=MX48, 2 pages, 2007.
http://www.czarfloors.com/item_details.asp?sku=M20, 2 pages, 2007.
Flickr, escher fish v. 1 on Flickr—Photo Sharing, 2 pages, 2009.
Flickr, Baby Blanket WIP (Stripey Fish), 2 pages, <http://www.flickr.com/photos/mikewade/1117758744/>, 2009.

http://www.indexhardwoodfloors.com/pos.hp?pos_id=135, 1 page, 2007.

Illusions and visual special effects—explanations and tutorials, Optical Illusions, A tessellation pioneer, Apr. 2, 2009 by David, <http://www.opticalillusion.net/optical-illusions/a-tessellation-pioneer/>, 6 pages.

Making a Veneer Sand Shaded Fan, P. Michael Henderson, Jan. 24, 2007.

Strip Cutting Fixture, by John Sedgwick, W5 Parquetry, Marquetry Society of Canada—Parquetry, 18 pages, Page Update: Mar. 13, 2005.

Ambiguous Image Illusions, Ambiguous Image Illusions, <http://www.wyrmcorp.com/galleries/illusions/flipflop.shtml>, 2 pages, 2007.

5 Point Star Paper Relief, Free Instructions, 6 pages, 1998.

* cited by examiner

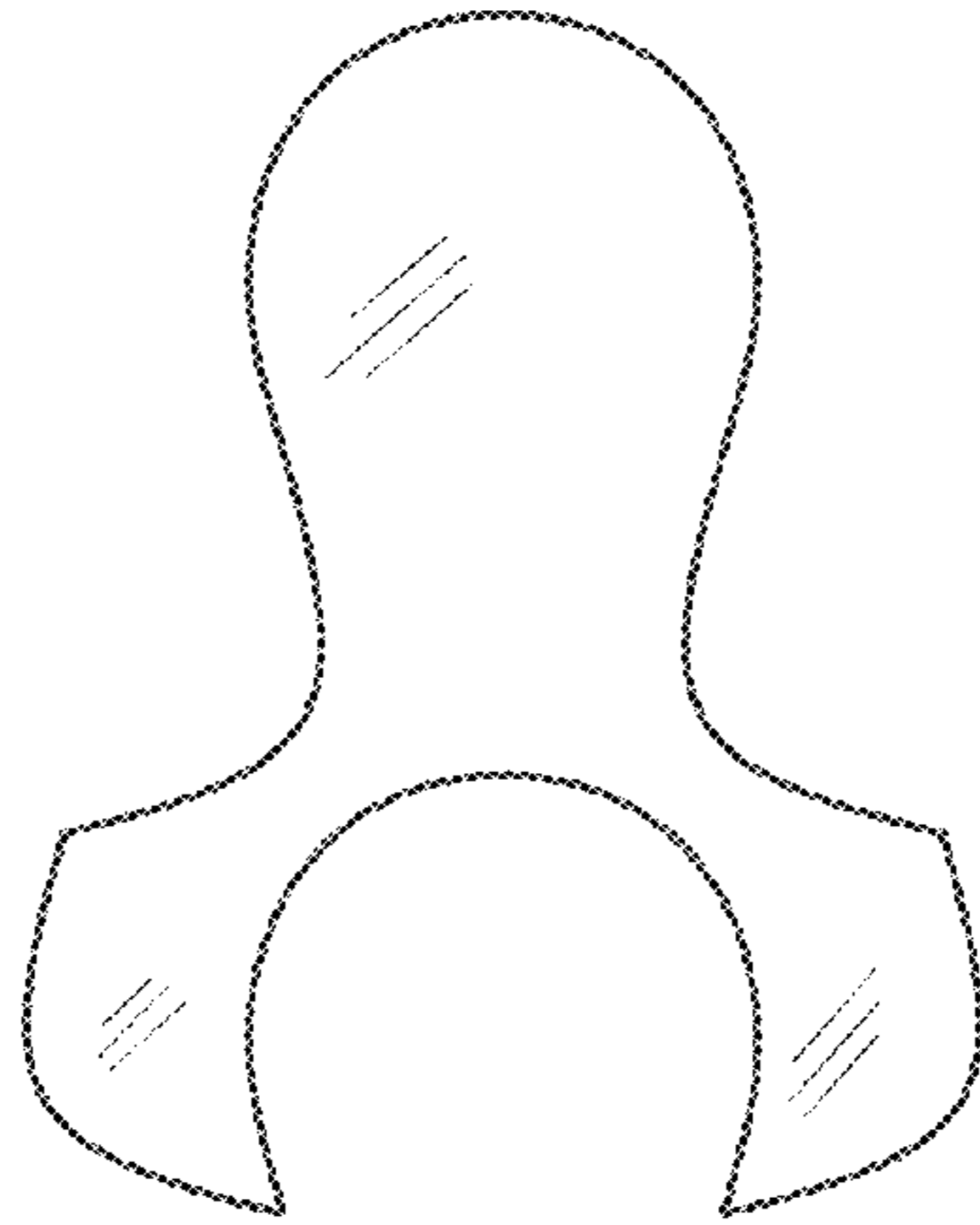


Figure 1




Figure 2




Figure 3