



US00D754878S

(12) **United States Design Patent**
Kelley

(10) **Patent No.:** **US D754,878 S**

(45) **Date of Patent:** **** Apr. 26, 2016**

(54) **GARAGE DOOR PANEL**

D565,194 S * 3/2008 Mock D25/48.4
D565,196 S * 3/2008 Mock D25/48.4
D582,566 S * 12/2008 Colston D25/48.3

(71) Applicant: **Robert A. Kelley**, Moreno Valley, CA
(US)

* cited by examiner

(72) Inventor: **Robert A. Kelley**, Moreno Valley, CA
(US)

Primary Examiner — Manpreet Matharu

Assistant Examiner — Mojtaba Tehrani

(**) Term: **14 Years**

(74) *Attorney, Agent, or Firm* — Thomas I. Rozsa

(21) Appl. No.: **29/507,294**

(22) Filed: **Oct. 26, 2014**

(51) **LOC (10) Cl.** **25-02**

(52) **U.S. Cl.**

USPC **D25/48.3**

(58) **Field of Classification Search**

USPC D25/48.3, 48.4, 48.5, 48.6, 48.7, 48.8

CPC E06B 3/485; E06B 2003/7044; E06B

3/4636; E06B 3/72; E06B 3/78; E06B 1/04;

E06B 5/00

See application file for complete search history.

(56) **References Cited**

U.S. PATENT DOCUMENTS

D564,670 S * 3/2008 Mock D25/48.4

D564,671 S * 3/2008 Mock D25/48.4

(57) **CLAIM**

The ornamental design for a garage door panel, as shown and described.

DESCRIPTION

FIG. 1 is a front perspective view of the garage door panel, showing my new design;

FIG. 2 is a rear perspective view thereof;

FIG. 3 is a front view thereof;

FIG. 4 is a rear view thereof;

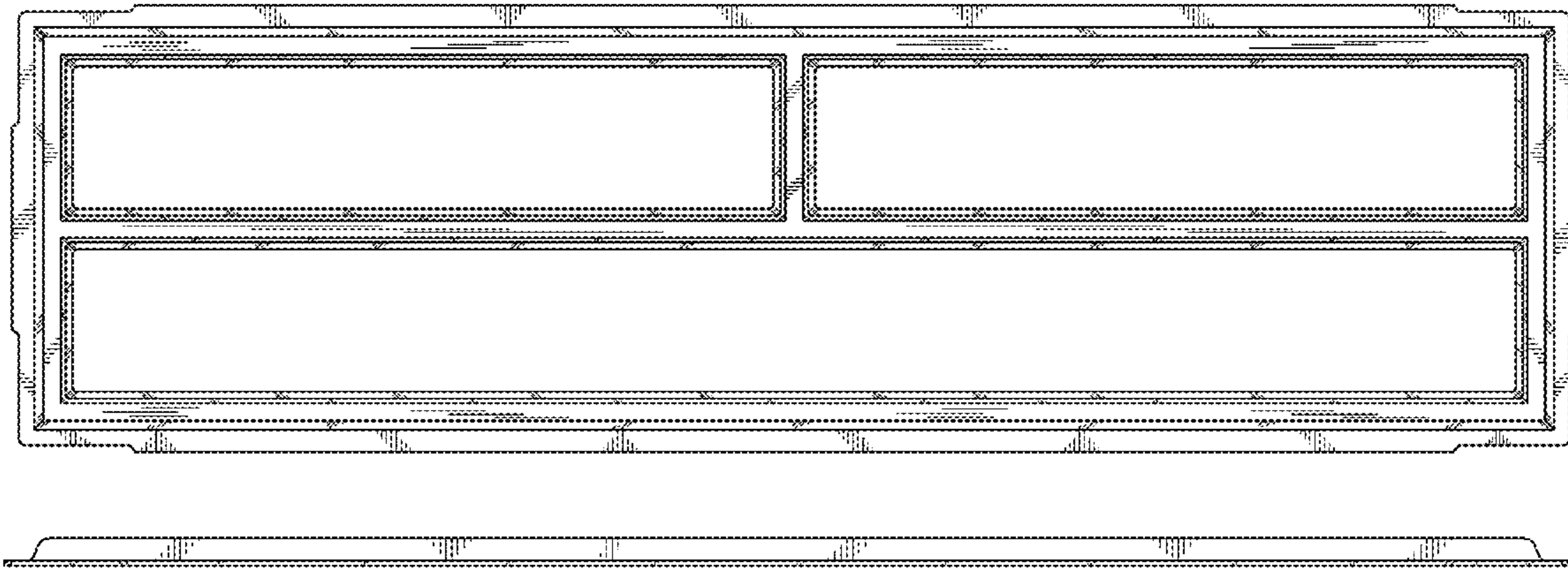
FIG. 5 is a left side view thereof;

FIG. 6 is a right side view thereof;

FIG. 7 is a top view thereof; and,

FIG. 8 is a bottom view thereof.

1 Claim, 6 Drawing Sheets






FIG. 1




FIG. 2

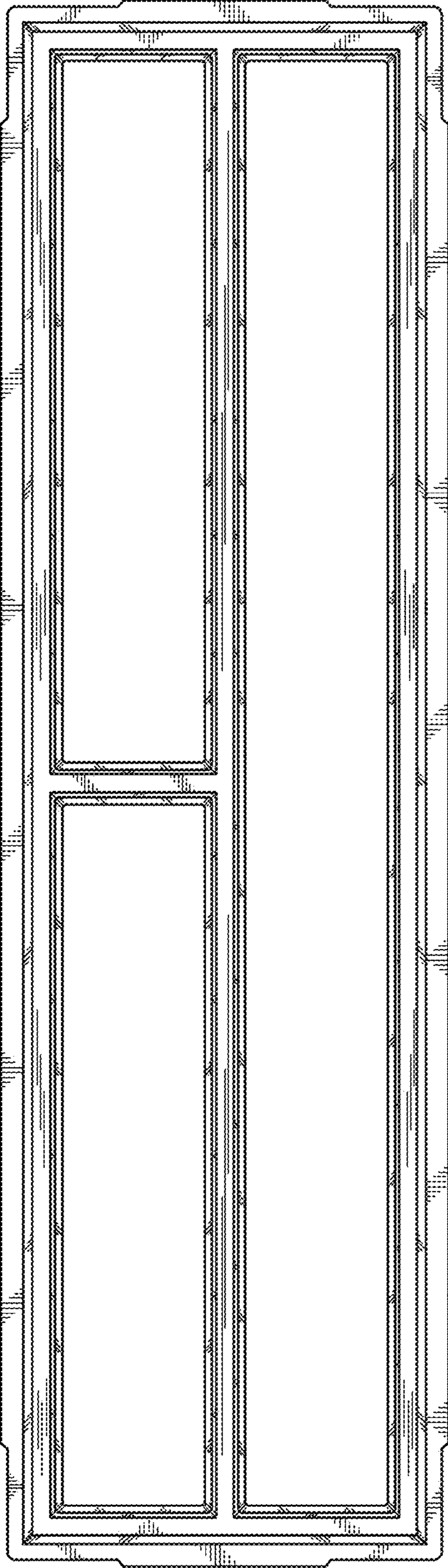


FIG. 3

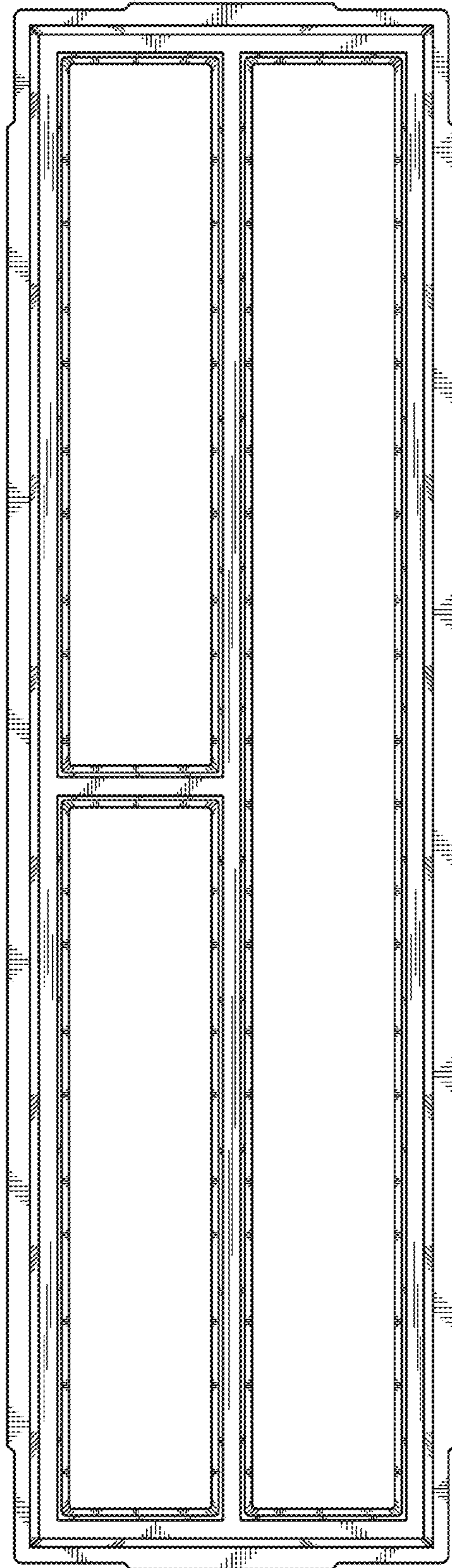


FIG. 4



FIG. 5



FIG. 6




FIG. 7




FIG. 8