



US00D754850S

(12) **United States Design Patent**
Pepper et al.

(10) **Patent No.:** **US D754,850 S**
(45) **Date of Patent:** **** Apr. 26, 2016**

(54) **NASAL DILATOR DEVICE**

FOREIGN PATENT DOCUMENTS

(71) Applicant: **ASAP BreatheAssist Pty Ltd**, Victoria (AU)

CA 2 566 268 A1 11/2004
EP 1 968 684 9/2008

(Continued)

(72) Inventors: **Elizabeth Jane Pepper**, Victoria (AU);
Michael Ralph Burgess Johnson,
Victoria (AU); **Justin Robert**
Armistead, Victoria (AU); **Toby James**
Hartley, Victoria (AU); **George**
Kotsiopoulos, Victoria (AU)

OTHER PUBLICATIONS

<http://www.amazon.com/Original-Breathe-Fit-Nasal-Dilator/dp/B0012RMWC4>, pp. 1-5 (2009).

(Continued)

(73) Assignee: **ASAP BREATHEASSIST PTY LTD**,
Victoria (AU)

Primary Examiner — Wan Laymon
Assistant Examiner — Mark Booker

(**) Term: **14 Years**

(74) *Attorney, Agent, or Firm* — Pillsbury Winthrop Shaw
Pittman, LLP

(21) Appl. No.: **29/512,482**

(22) Filed: **Dec. 19, 2014**

(57) **CLAIM**

The ornamental design for a nasal dilator device, as shown
and described.

(30) **Foreign Application Priority Data**

Jun. 20, 2014 (AU) 13059/2014

(51) **LOC (10) Cl.** **24-02**

(52) **U.S. Cl.**
USPC **D24/135**

(58) **Field of Classification Search**
USPC D24/135, 133, 136; 606/191, 192, 193,
606/194, 195, 196, 197, 198, 199
CPC A61F 5/08; A61B 17/0057; A61B 1/233;
A61M 29/00; A61M 29/02
See application file for complete search history.

DESCRIPTION

FIG. 1 is an isometric front view of a nasal dilator device in
accordance with the invention;
FIG. 2 is a front elevation view of the nasal dilator device;
FIG. 3 is a rear elevation view of the nasal dilator device;
FIG. 4 is a top plan view of the nasal dilator device;
FIG. 5 is a bottom plan view of the nasal dilator device;
FIG. 6 is a right side elevation view of the nasal dilator device;
FIG. 7 is a left side elevation view of the nasal dilator device;
and,
FIG. 8 is an isometric rear view of the nasal dilator device.
The broken lines showing in the figures are included for the
purpose of illustrating portions of the nasal dilator device and
form no part of the claimed design.

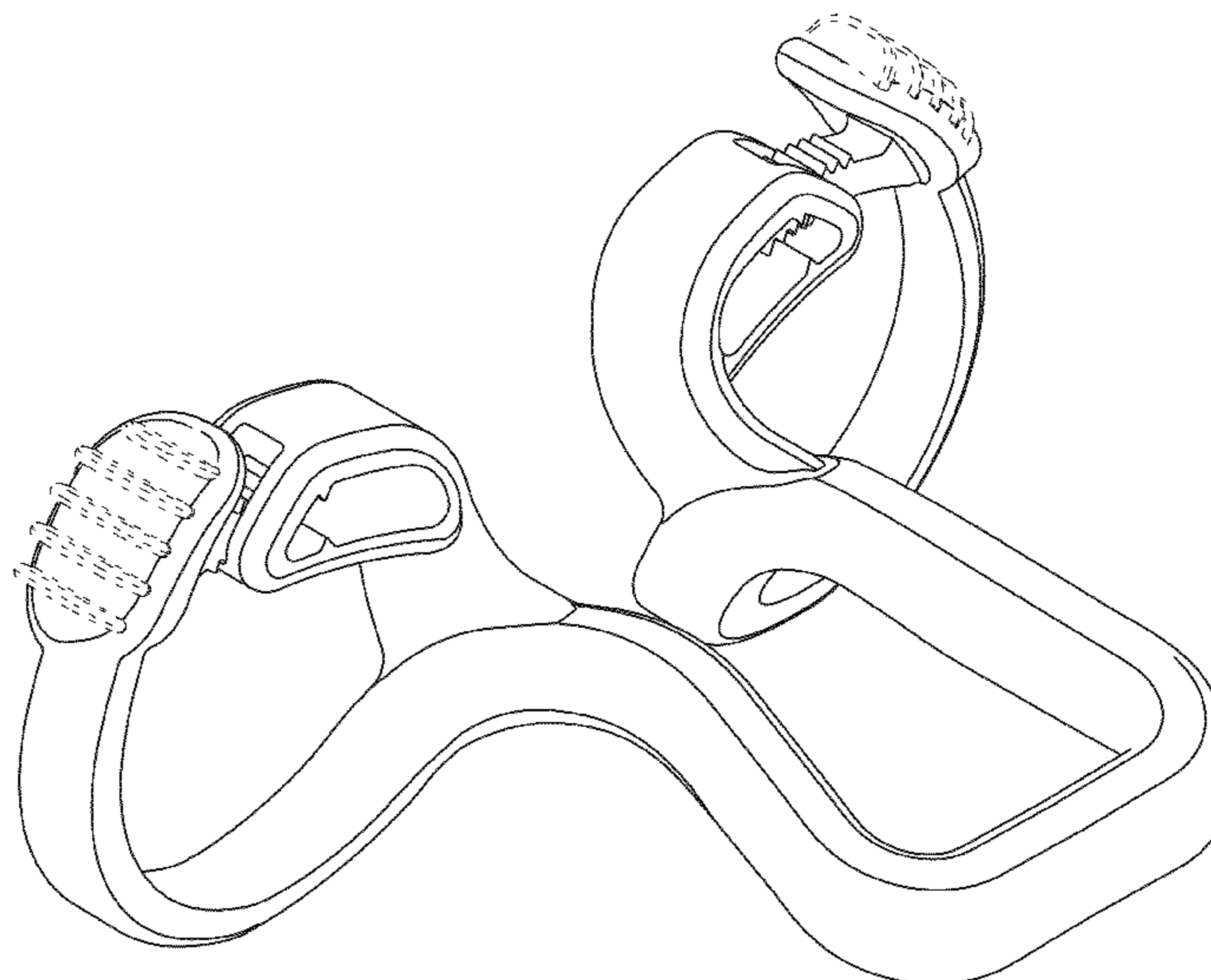
(56) **References Cited**

U.S. PATENT DOCUMENTS

4,576,168 A 3/1986 Jalowayski
4,759,365 A 7/1988 Askinzy
5,099,857 A 3/1992 Baldo et al.

(Continued)

1 Claim, 8 Drawing Sheets



(56)

References Cited

U.S. PATENT DOCUMENTS

5,787,884 A 8/1998 Tovey
 5,895,409 A 4/1999 Mehdizadeh
 5,955,376 A 9/1999 Tovey
 6,109,262 A 8/2000 Tovey
 D430,667 S * 9/2000 Rome D24/135
 6,270,512 B1 8/2001 Rittmann
 6,562,057 B2 5/2003 Santin
 7,055,523 B1 6/2006 Brown
 7,105,008 B2 9/2006 Maryanka
 D540,462 S * 4/2007 Groeneveld D24/106
 7,318,438 B2 1/2008 Brown
 7,390,331 B2 6/2008 Santin et al.
 D572,361 S * 7/2008 Noce D24/106
 D575,397 S * 8/2008 Noce D24/135
 7,461,651 B2 12/2008 Brown
 7,727,252 B2 6/2010 Maryanka
 7,740,643 B2 6/2010 Maryanka
 8,048,102 B2 11/2011 Thomas
 D652,143 S 1/2012 Brown
 8,262,688 B2 9/2012 Santin et al.
 D670,382 S * 11/2012 Noce D24/135
 8,403,954 B2 3/2013 Santin et al.
 8,491,622 B2 7/2013 Brown
 D726,312 S * 4/2015 Johnson D24/135
 2003/0106555 A1 6/2003 Tovey
 2003/0144684 A1 7/2003 Ogle
 2003/0195552 A1 * 10/2003 Santin A61F 5/08
 606/199
 2006/0207598 A1 * 9/2006 Thomas A61F 5/08
 128/206.11
 2006/0266360 A1 * 11/2006 Noce A61F 5/08
 128/206.11
 2008/0178873 A1 * 7/2008 Alpers A61F 5/56
 128/200.24
 2010/0063523 A1 3/2010 Tale
 2010/0087749 A1 4/2010 Tovey
 2013/0081639 A1 * 4/2013 Bergstrand
 Borjegen A61F 5/08
 128/858
 2014/0326244 A1 * 11/2014 Orts Paya A62B 23/06
 128/206.11
 2015/0196420 A1 * 7/2015 Ede A61M 31/002
 604/285

FOREIGN PATENT DOCUMENTS

EP 1 968 684 A2 9/2008
 EP 2 387 978 A2 11/2011
 JP 11-192251 A 7/1999
 WO 88/09149 A1 12/1988
 WO 96/06657 A1 3/1996

WO 96/07099 A1 3/1996
 WO 99/36773 A1 7/1999
 WO 01/62342 A1 8/2001
 WO 02/31465 A1 4/2002
 WO 02/059569 A1 8/2002

OTHER PUBLICATIONS

<http://web.archive.org/web/20120919034716/http://www.nasalaid.com/>, 1 pg. (2007).
<http://www.amazon.com/Flents-Breathe-Quiet-Nasal-Dilator/dp/B0019IHLR2>, pp. 1-5 (2009).
<http://web.archive.org/web/20120403154245/http://www.breathe-ezy.com.au/>, pp. 1-7 (2005).
<http://www.sanostec.com/code/productinfo.htm>, pp. 1-2 (2004).
<http://web.archive.org/web/20120209144358/http://www.maxairnosecones.com/max-air-nose-cones/>, pp. 1-5 (2012).
http://web.archive.org/web/20120820115548/http://www.magnetictherapy.co.uk/scp/SPECIALITY_PRODUCTS/SNORE_FREE.html, pp. 1-2 (2012).
<http://airwarelabs.com/>, pp. 1-5 (2014).
<http://www.amazon.com/Flents-Breathe-Well-Nasal-Dilator/dp/B001J4K5E2>, pp. 1-5 (2008).
<http://omnisleep.in/snore-pin.html>, pp. 1-2 (2010).
http://nasalpass.com/contact_us.htm, 1 pg. (2005).
<http://www.britishsnoring.co.uk/shop/snoregem.php>, pp. 1-2 (2014).
<http://www.breathingrelief.com/>, 1 pg., (2012).
<http://www.woodyknows.com/>, 1 pg., (2006).
<http://www.nasinator.com/>, 1 pg., (2014).
<http://www.sleepright.com/nasal-breathe-aid.php>, 1 pg., (2014).
<http://www.sanispira.it/eng/index.php>, 1 pg., (2010).
<http://www.benmedical.com.au/>, 1 pg (2013).
<http://www.noseglobes.com/index.html>. 1 pg (1999).
http://www.snoringcure.ca/breathe_ez_nasal_anti_snoring_medical_device.htm, pp. 1-2, (2014).
http://www.snoringcure.ca/clipair_nasal_anti_snoring_medical_dilator_device.htm; pp. 1-2 (2014).
http://www.snoringcure.ca/nozovent_nasal_anti_snoring_medical_dilator_device.htm, pp. 1-3 (2014).
http://www.oscimedsa.com/Stress_insomnie_stop; pp. 1-3, (2014).
http://www.britishsnoring.co.uk/shop/nasal_dilators/snore_no_more.php; 1 pg., (2014).
<http://www.sleepright.com/nasal-breathe-aid.php>; 1 pg., (2014).
http://www.breatheaide.fm.alibaba.com/product/107504591-11195414/Breathe_Aide_nasal_dilator.html; pp. 1-2 (2014).
<http://www.wellproducts.ch/?lan=en&page=2%id=66999>; pp. 1-4 (2014).

* cited by examiner

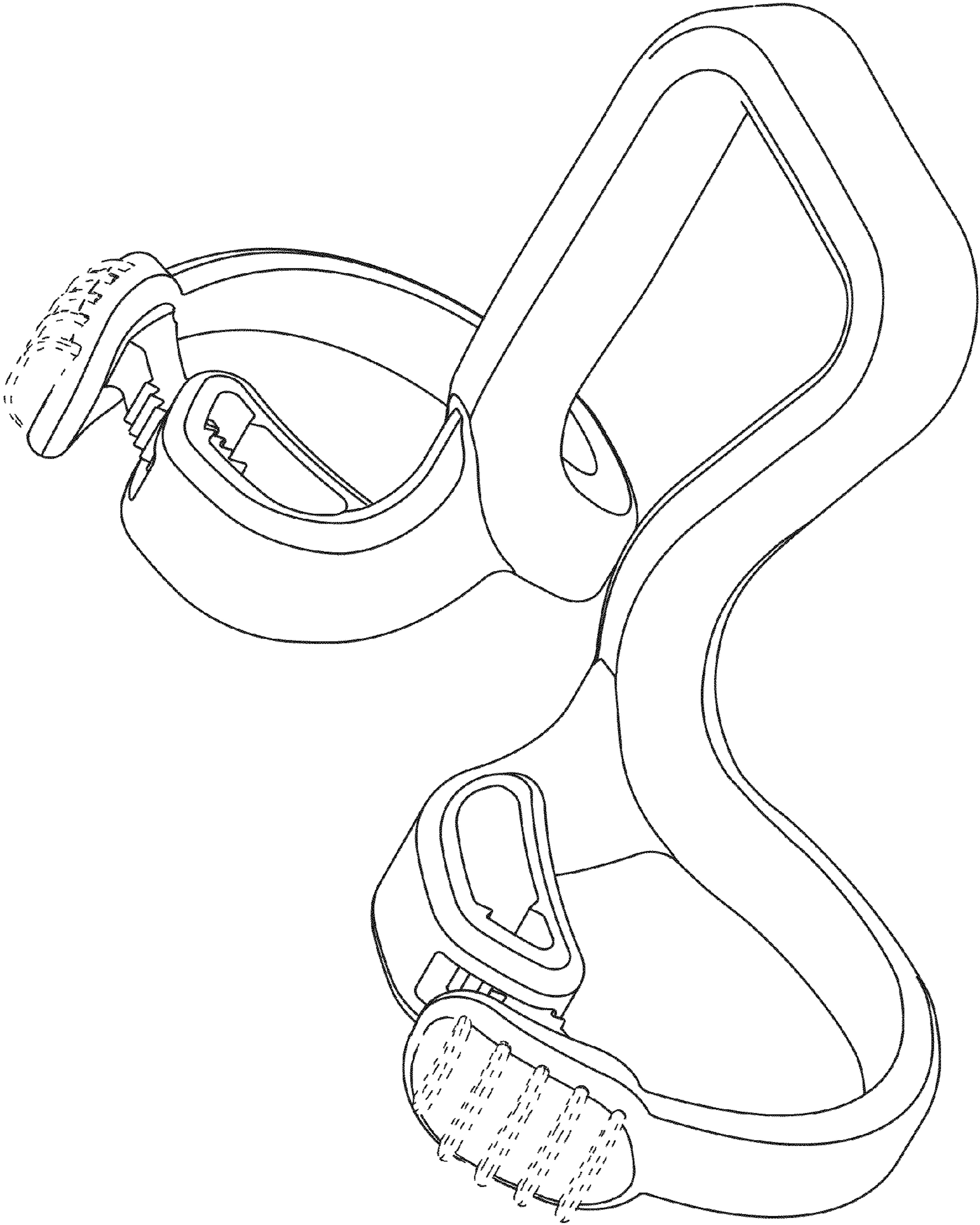


Fig. 1

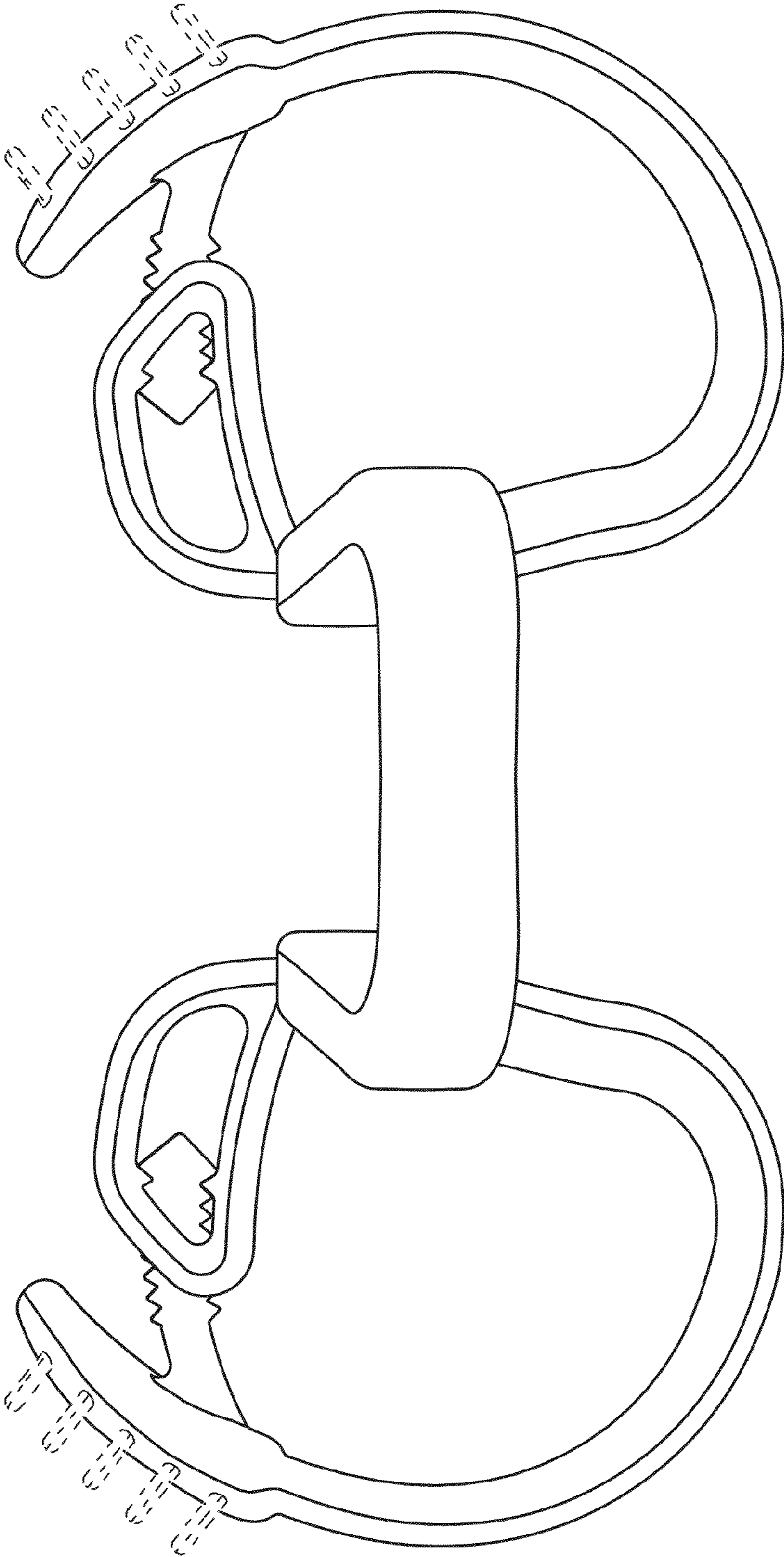


Fig. 2

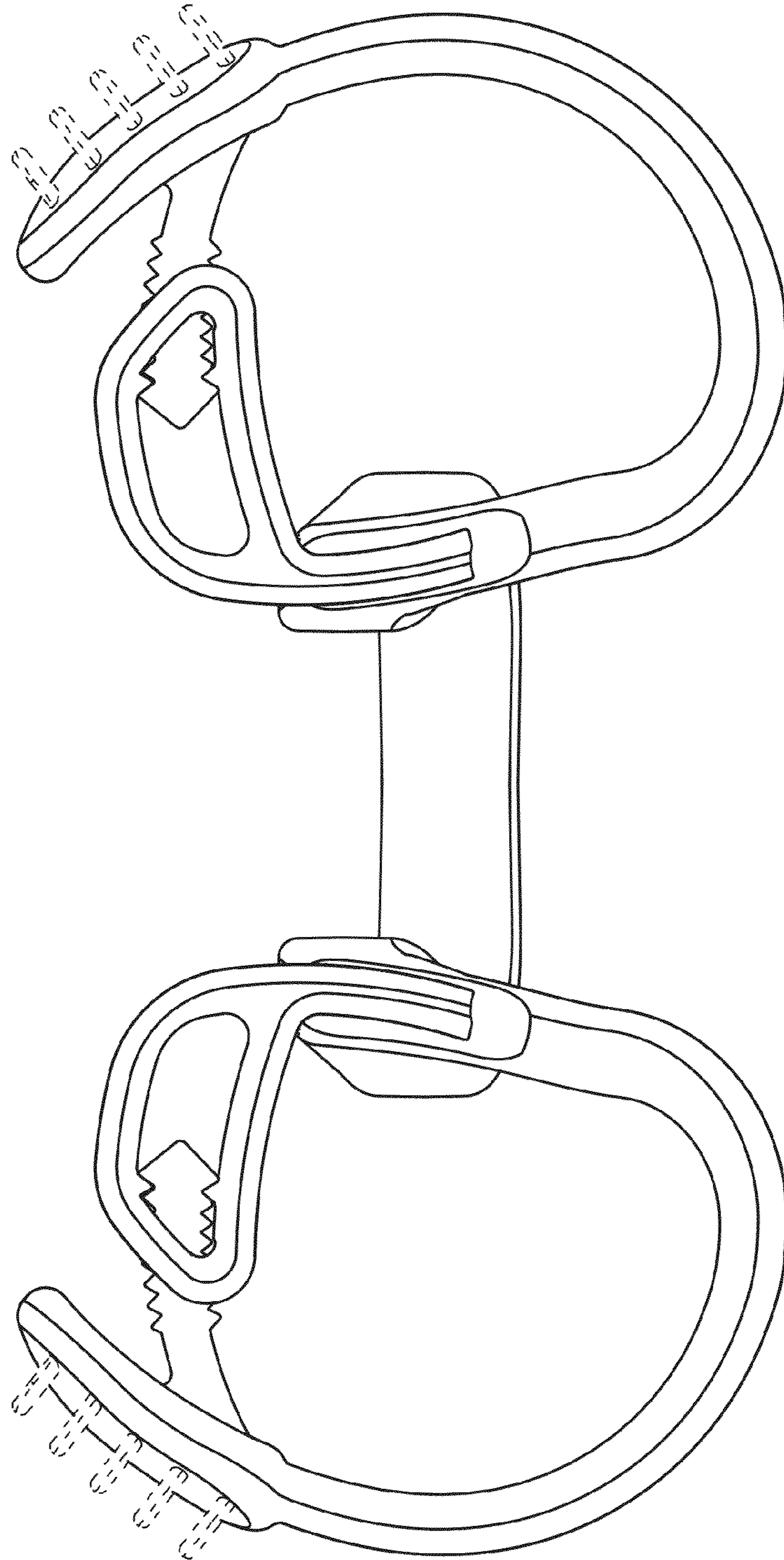


Fig. 3

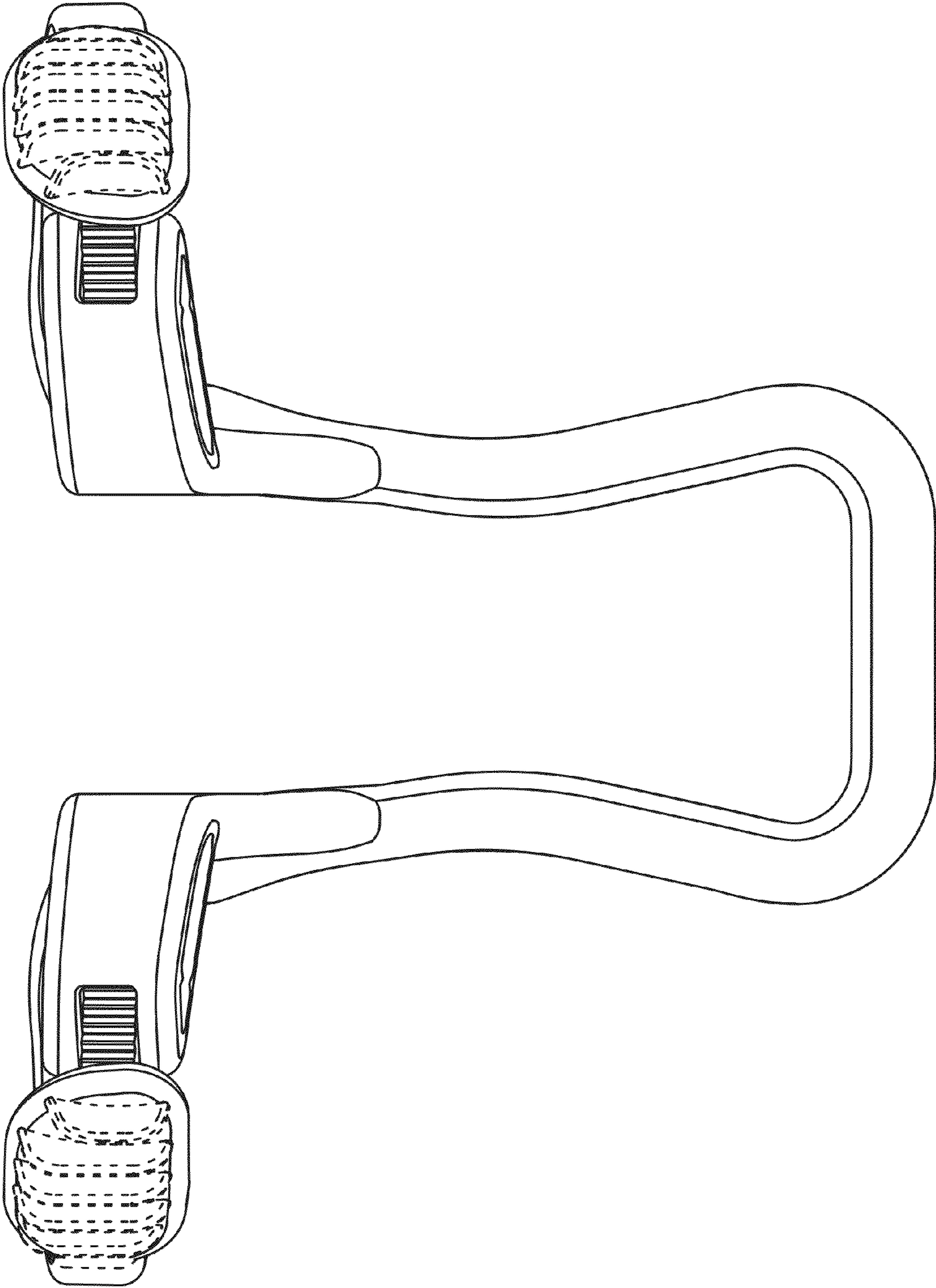


Fig. 4

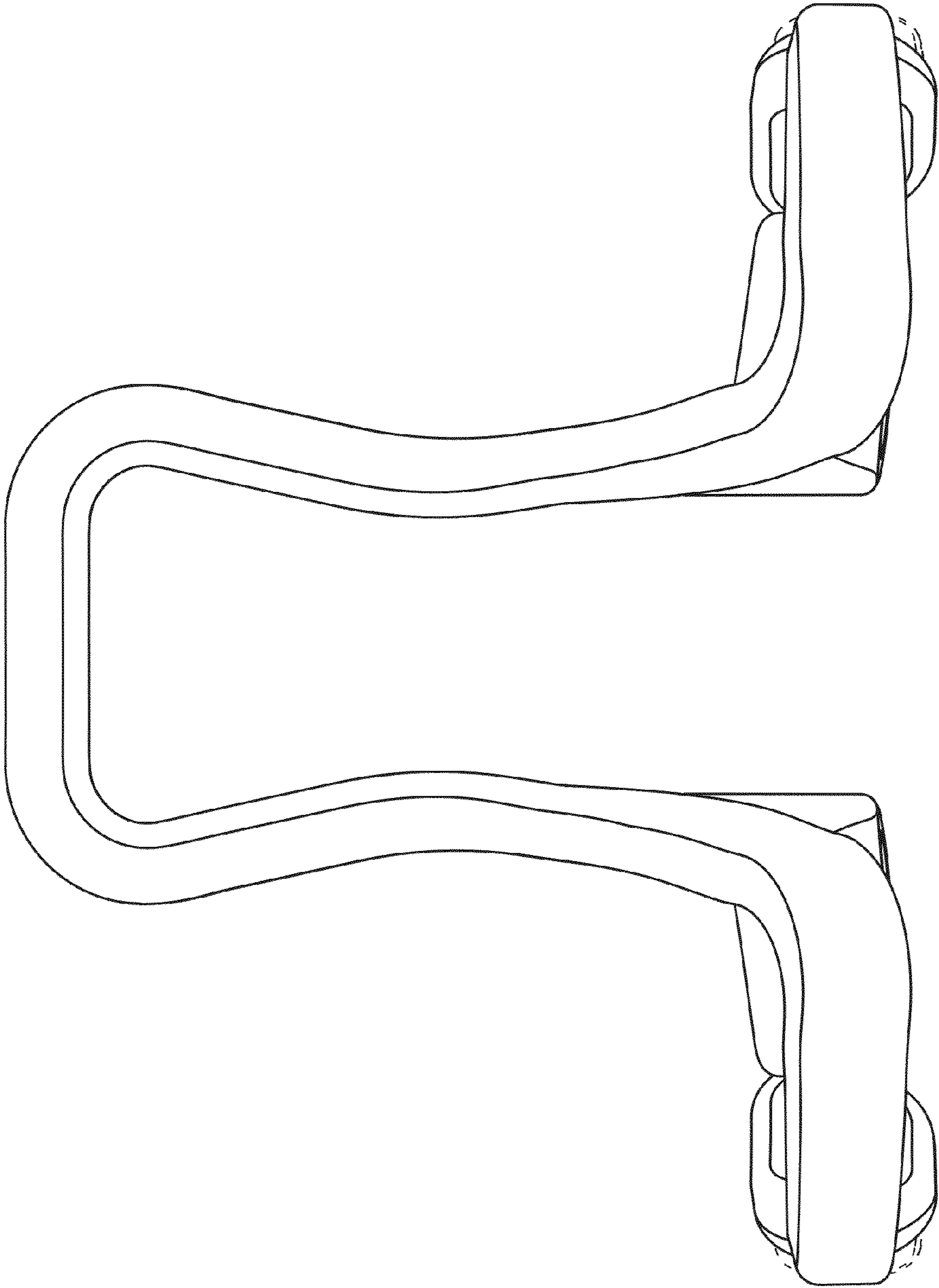


Fig. 5

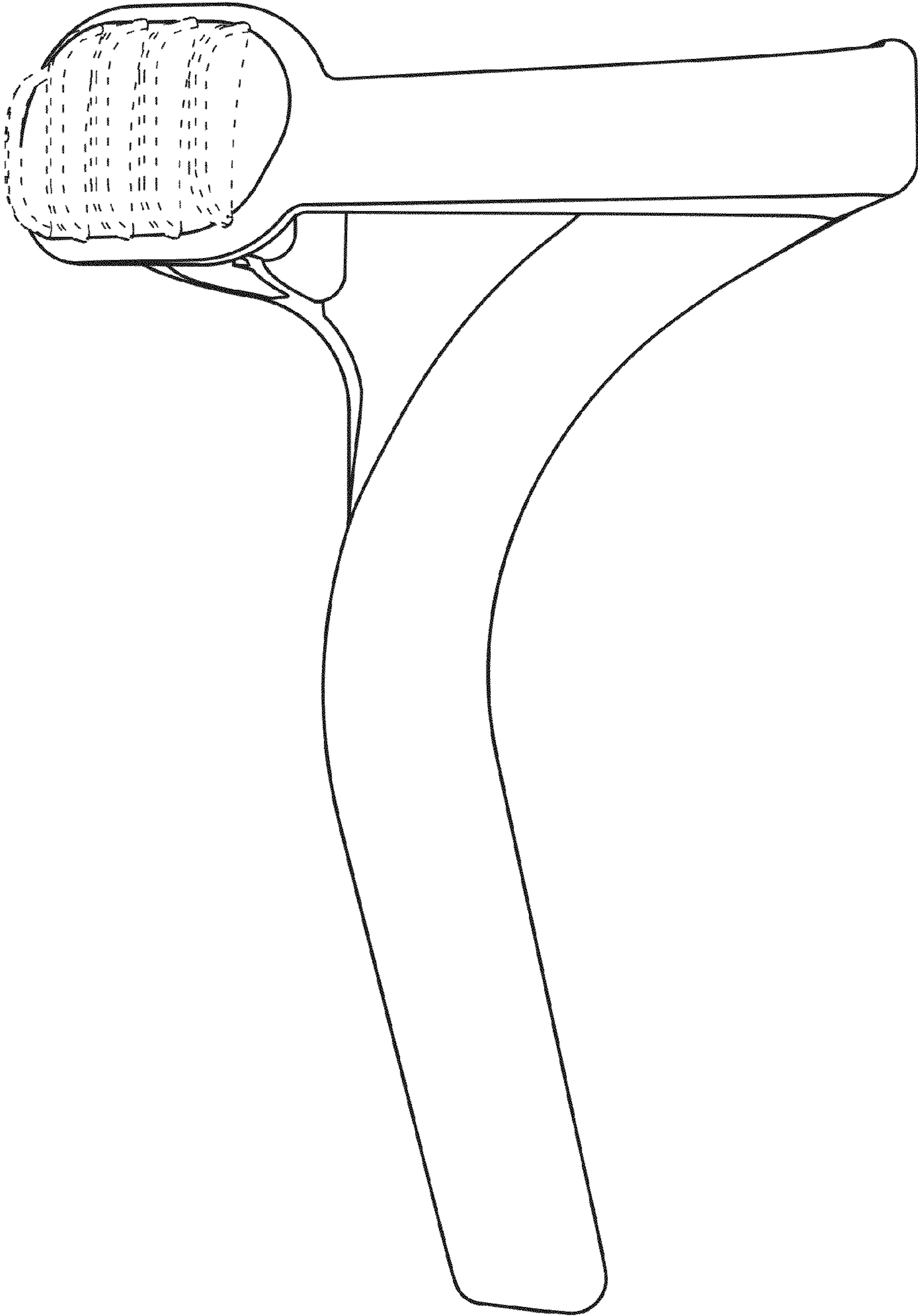


Fig. 6

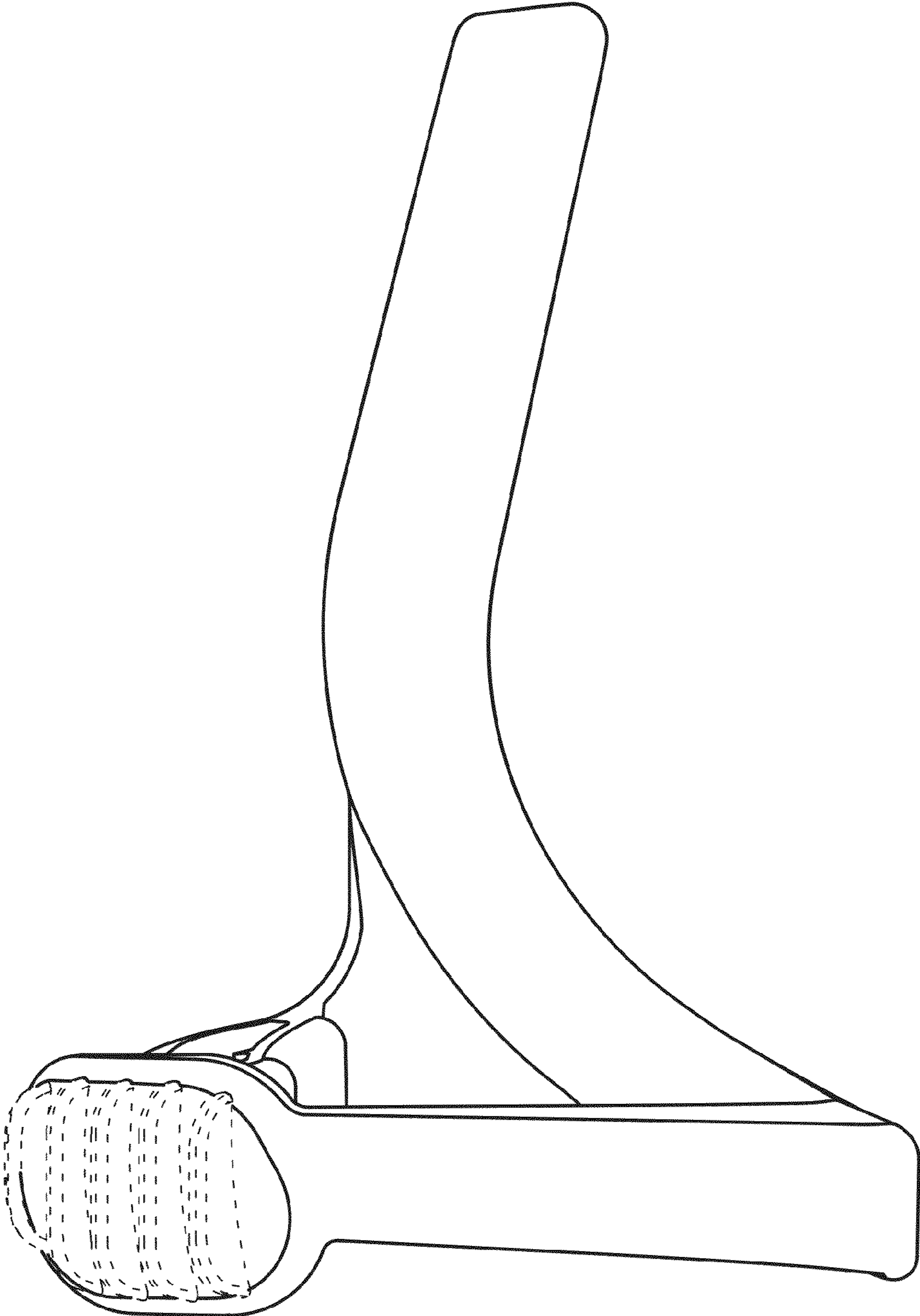


Fig. 7

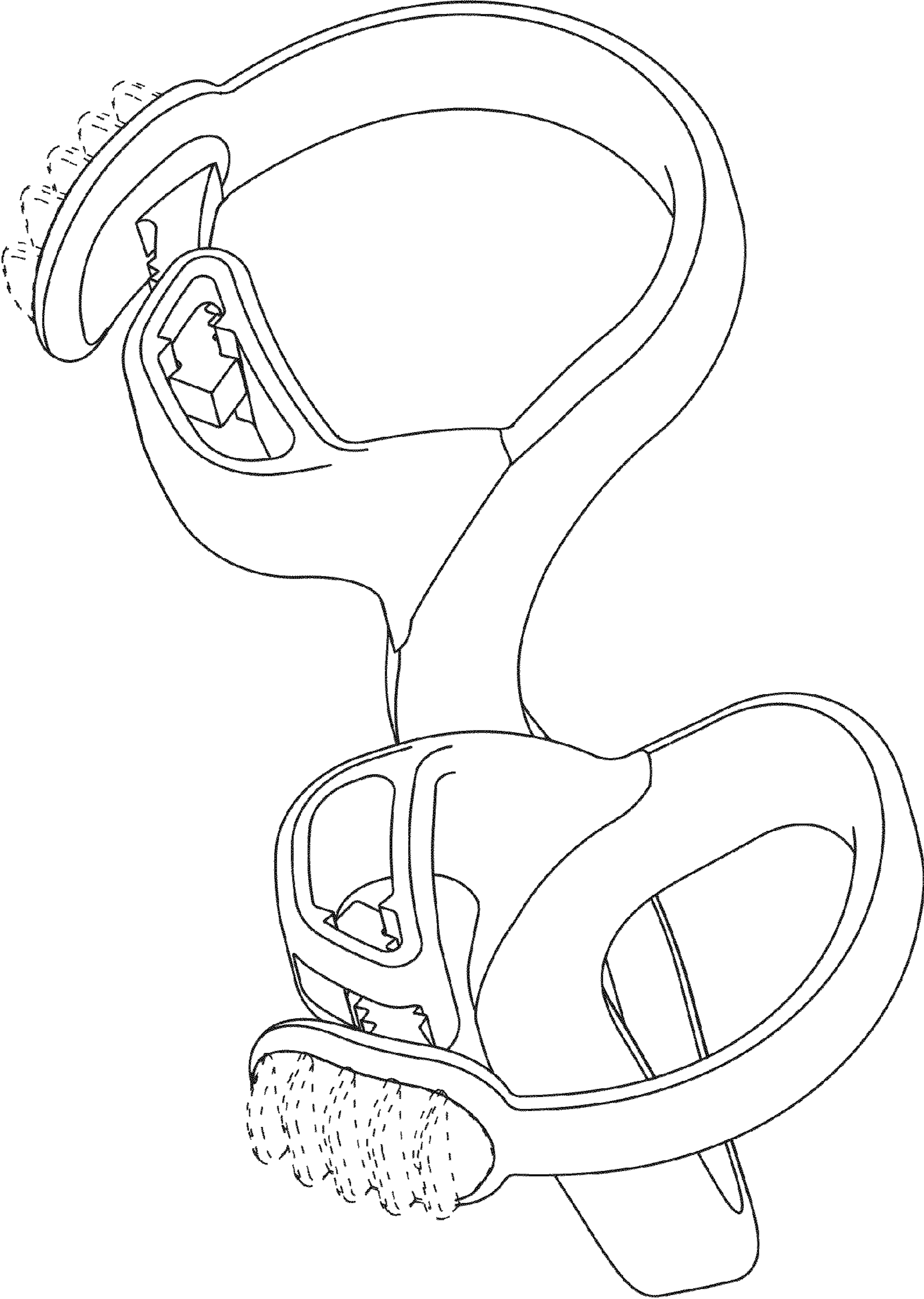


Fig. 8