



US00D754831S

(12) **United States Design Patent**  
**Yin et al.**

(10) **Patent No.:** **US D754,831 S**  
(45) **Date of Patent:** **\*\* Apr. 26, 2016**

(54) **DEHUMIDIFIER**

(71) Applicant: **TCL Air Conditioner (Zhongshan) Co., Ltd.**, Zhongshan (CN)

(72) Inventors: **Baochen Yin**, Zhongshan (CN); **Yuqiang Yao**, Zhongshan (CN); **Xi Yang**, Zhongshan (CN); **Jing Xie**, Zhongshan (CN); **Pengyu Zhao**, Zhongshan (CN); **Xiaoyun Cao**, Zhongshan (CN)

(73) Assignee: **TCL Air Conditioner (Zhongshan) Co., Ltd.**, Zhongshan (CN)

(\*\*) Term: **14 Years**

(21) Appl. No.: **29/509,640**

(22) Filed: **Nov. 19, 2014**

(30) **Foreign Application Priority Data**

Jun. 27, 2014 (CN) ..... 2014 3 0208126

(51) **LOC (10) Cl.** ..... **23-04**

(52) **U.S. Cl.**  
USPC ..... **D23/359**

(58) **Field of Classification Search**  
USPC ..... D23/355, 356, 359, 360, 364, 366, 368, D23/386, 332; D15/79; 55/356, 473, 504; 422/120, 122; 96/97  
CPC ..... A61L 9/16; A61L 9/22; B01D 47/00; B01D 47/027; B01D 2221/02; B01D 2259/4508; B03C 3/155; F24F 3/16; F24F 13/20; F24F 13/28; F24F 2001/0096; F24F 3/1405; F24F 3/1603; F24F 13/222

See application file for complete search history.

(56) **References Cited**

U.S. PATENT DOCUMENTS

D379,219	S	*	5/1997	Ellwood	.....	D23/355
D394,100	S	*	5/1998	Promseeda	.....	D23/355
D402,745	S	*	12/1998	Termeer	.....	D23/355
D433,493	S	*	11/2000	Runyan	.....	D23/364
D452,302	S	*	12/2001	Hagen	.....	D23/365
D480,127	S	*	9/2003	Cox	.....	D23/365
D495,409	S	*	8/2004	Ke	.....	D23/355
D573,241	S	*	7/2008	Chiu	.....	D23/359
D577,800	S	*	9/2008	Yoon	.....	D23/359
D604,401	S	*	11/2009	Chun	.....	D23/359
D673,665	S	*	1/2013	Langford	.....	D23/359
D683,439	S	*	5/2013	Choi	.....	D23/364
D725,253	S	*	3/2015	Choi	.....	D23/359

\* cited by examiner

*Primary Examiner* — Ralf Seifert

(74) *Attorney, Agent, or Firm* — Hamre, Schumann, Mueller & Larson, P.C.

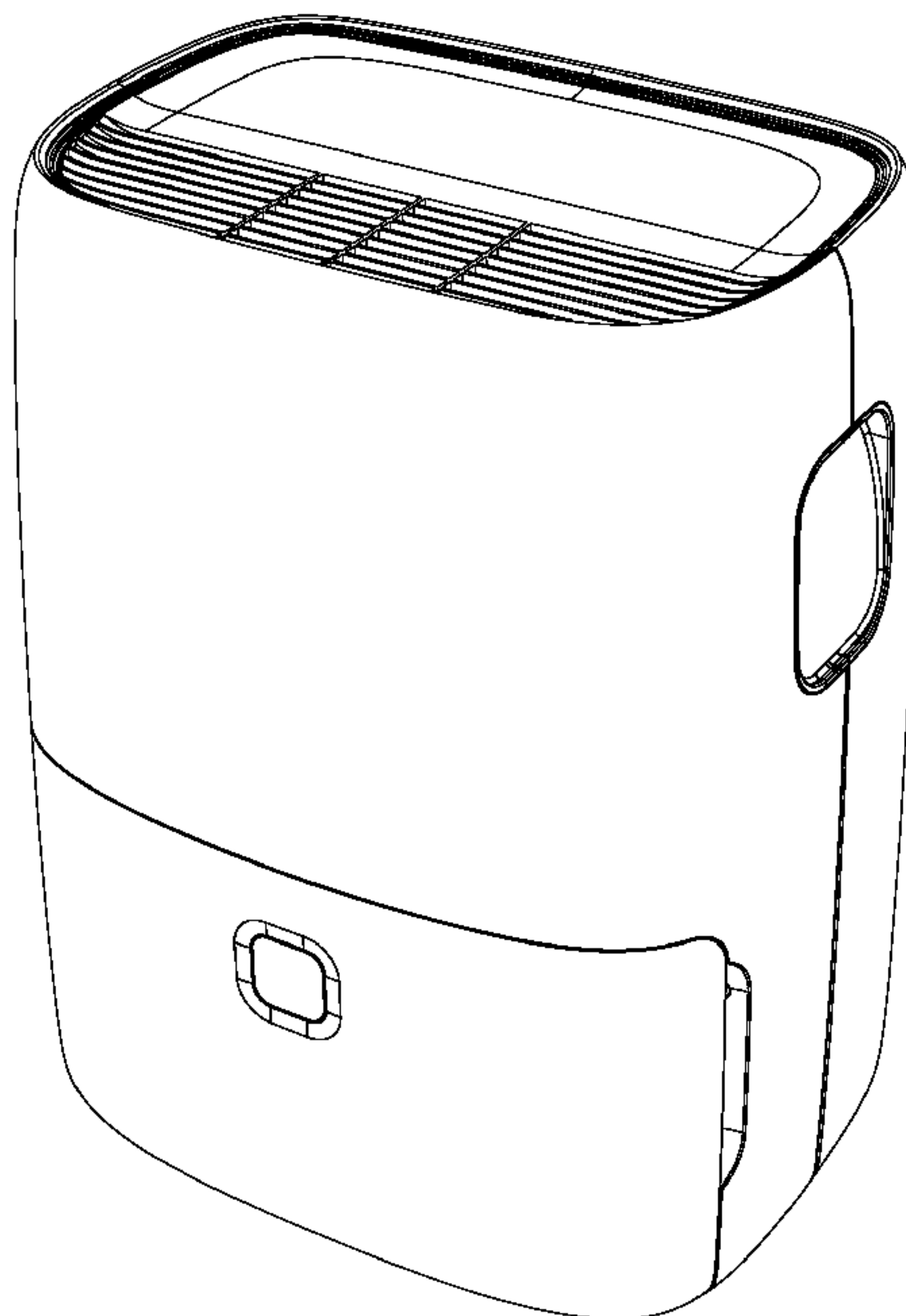
(57) **CLAIM**

The ornamental design for a dehumidifier, as shown.

**DESCRIPTION**

FIG. 1 is a front view of the dehumidifier;  
FIG. 2 is a rear view of the dehumidifier;  
FIG. 3 is a left side view of the dehumidifier;  
FIG. 4 is a right side view of the dehumidifier;  
FIG. 5 is a top view of the dehumidifier;  
FIG. 6 is a bottom view of the dehumidifier; and,  
FIG. 7 is the perspective view of the dehumidifier.

**1 Claim, 7 Drawing Sheets**



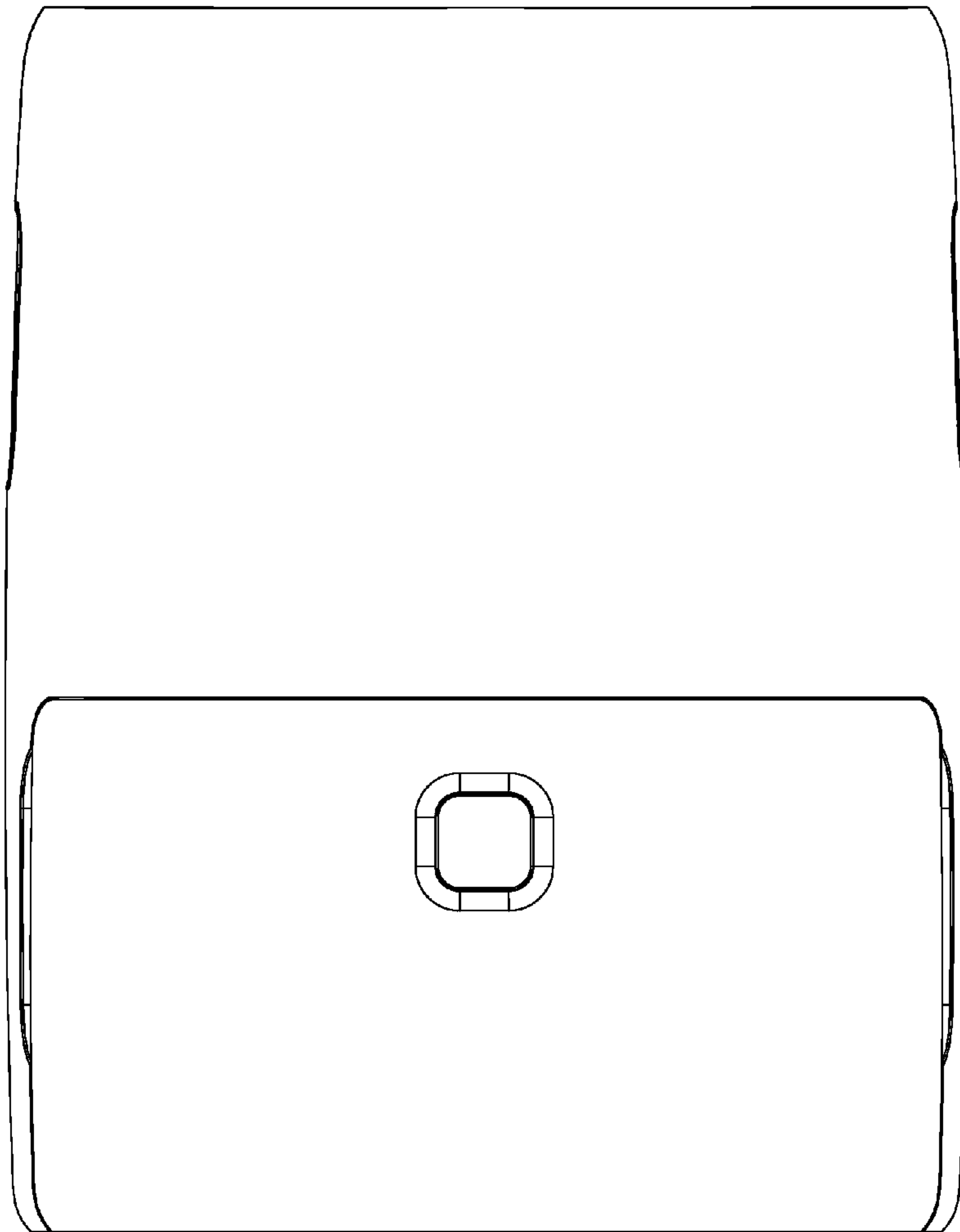


FIG.1




FIG.2

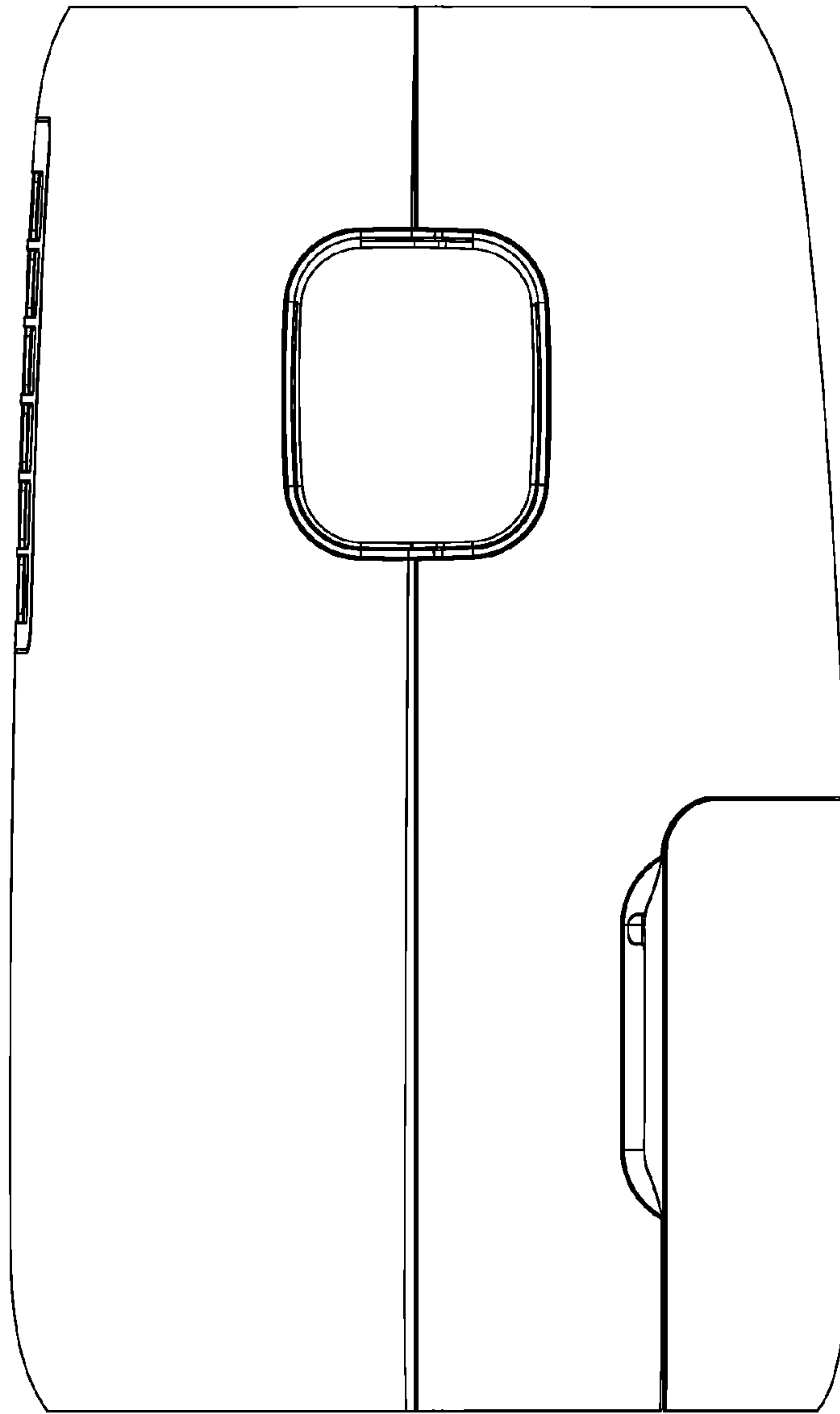


FIG.3

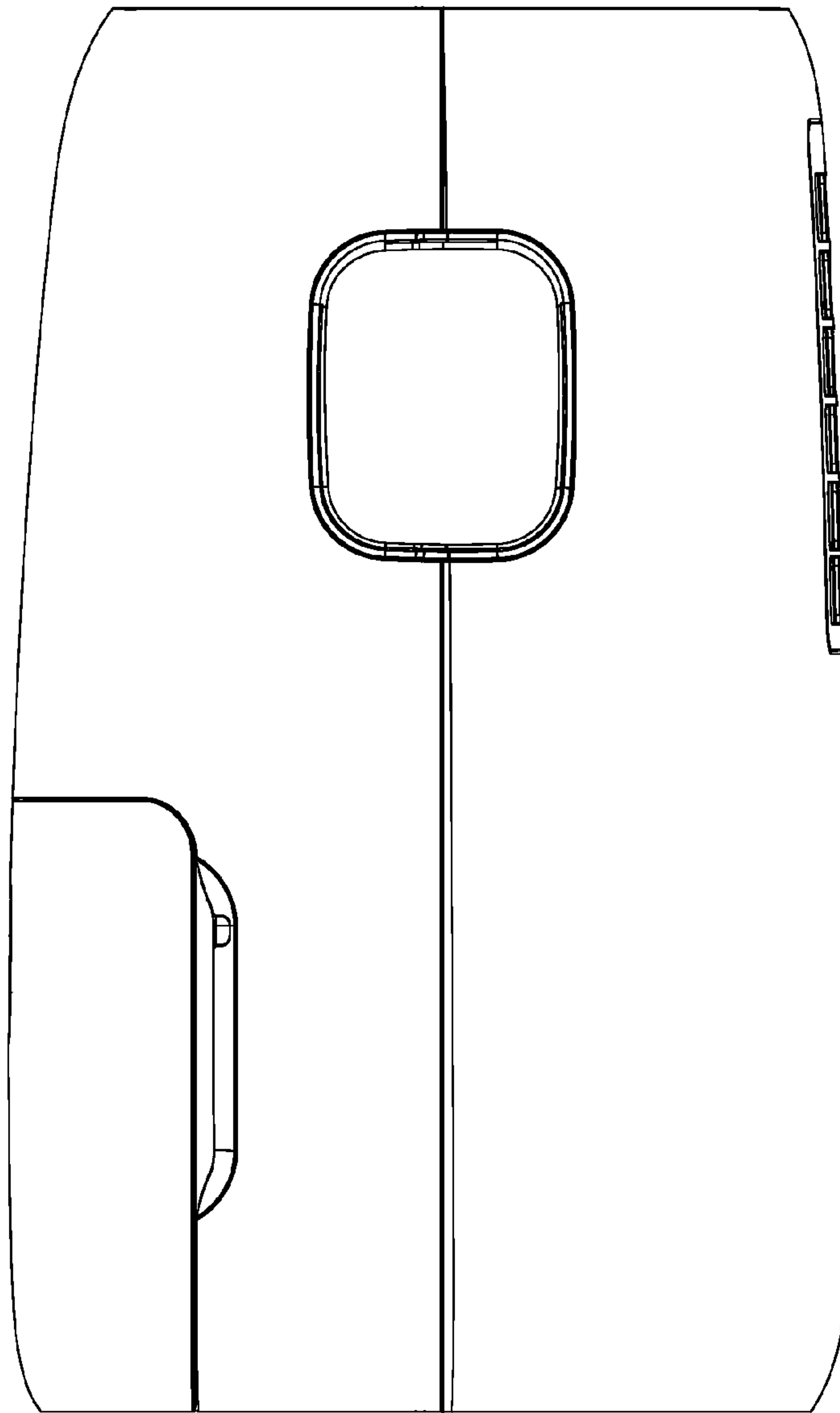


FIG.4

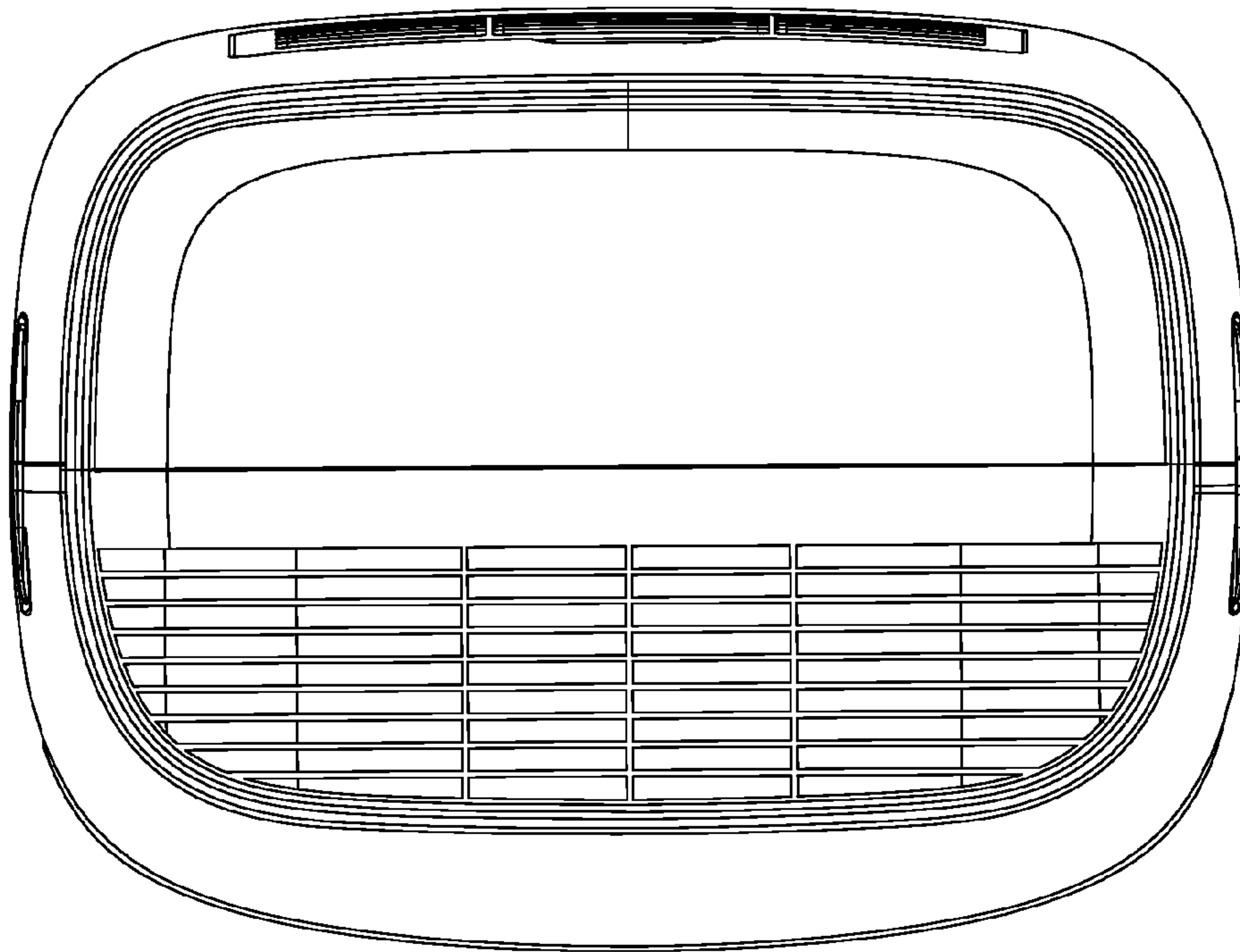


FIG.5

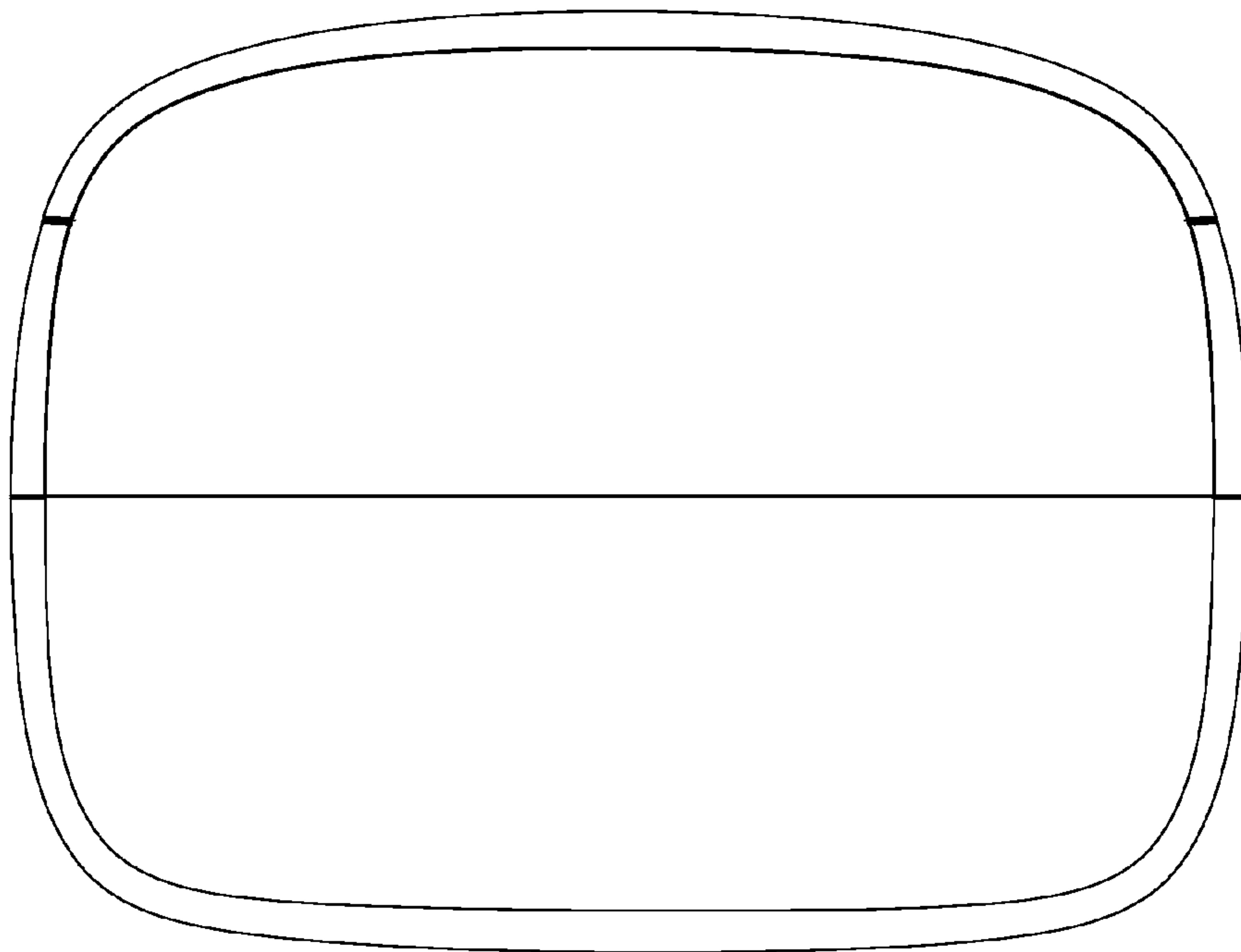


FIG.6

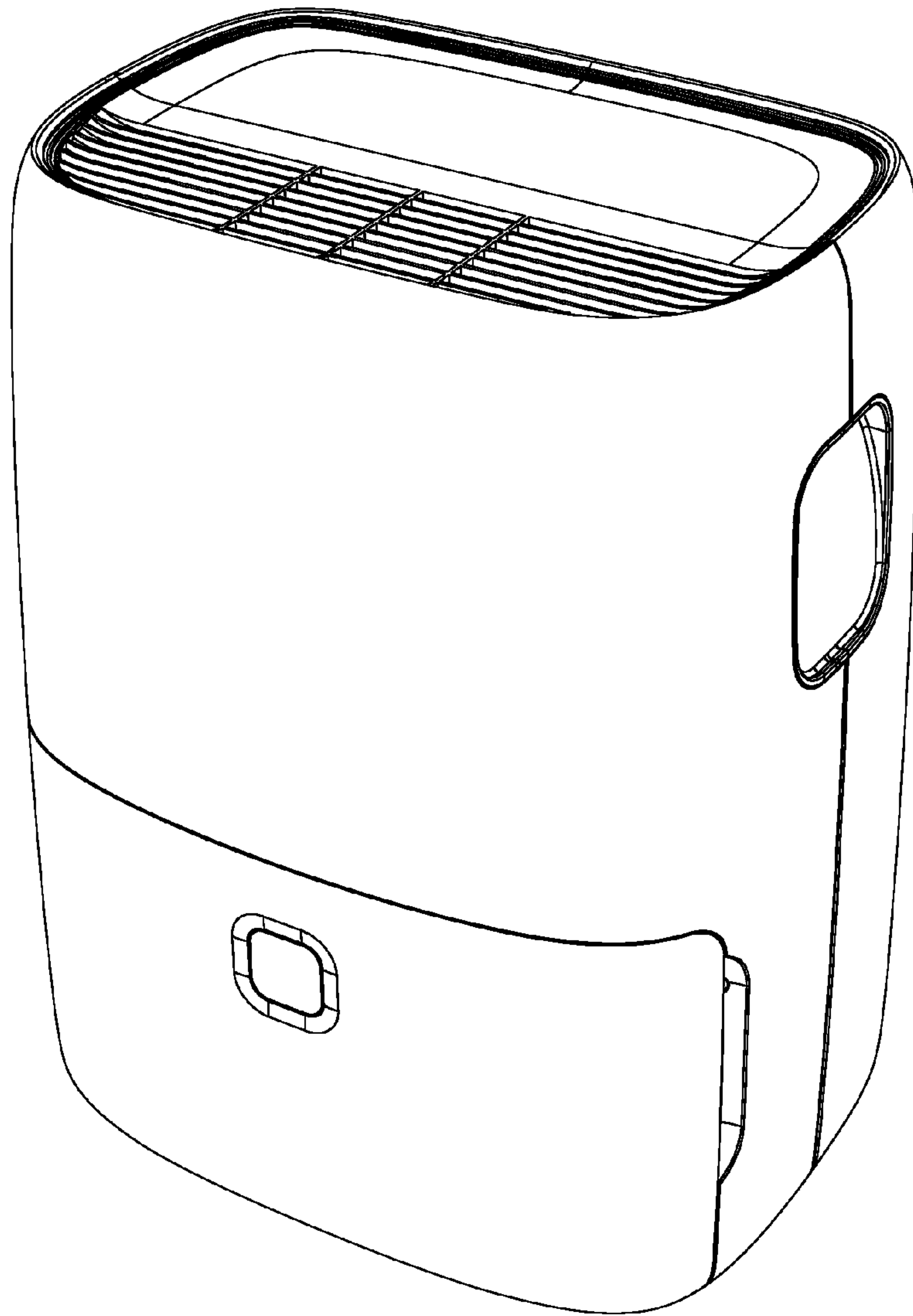


FIG.7