



US00D754816S

(12) **United States Design Patent**
Weingarten

(10) **Patent No.:** **US D754,816 S**

(45) **Date of Patent:** **** Apr. 26, 2016**

(54) **AIR RELEASE VALVE**

(71) Applicant: **BERMAD CS LTD.**, Kibbutz Evron (IL)

(72) Inventor: **Zvi Weingarten**, Kibbutz Evron (IL)

(73) Assignee: **BERMAD CS LTD.**, Kibbutz Evron (IL)

(**) Term: **14 Years**

(21) Appl. No.: **29/460,160**

(22) Filed: **Jul. 9, 2013**

(51) **LOC (10) Cl.** **23-01**

(52) **U.S. Cl.**
USPC **D23/233**

(58) **Field of Classification Search**
USPC D23/233-250; D15/5, 7; 137/15.04, 137/15.08, 515, 7, 859, 843, 332, 529, 137/533.17, 540, 54, 543.17, 512.1, 243.2, 137/852, 223, 232, 366, 234, 368, 349, 367, 137/202, 411, 430; 251/322, 333; 92/87; 404/25; 285/33; 303/69, 40, 82
CPC F16K 15/00; F16K 15/18; F16K 15/026; F16K 15/044; B60T 17/04
See application file for complete search history.

(56) **References Cited**

U.S. PATENT DOCUMENTS

1,493,306 A * 5/1924 Wilkinson 137/614.04
3,053,597 A * 9/1962 Worbois 303/69

D617,878 S * 6/2010 Weingarten D23/244
D674,467 S * 1/2013 Weingarten D23/233
D674,468 S * 1/2013 Weingarten D23/233
D682,397 S * 5/2013 Ben-Nun D23/248
D687,124 S * 7/2013 Weingarten D23/233
D700,679 S * 3/2014 Weingarten D23/233
D700,680 S * 3/2014 Weingarten D23/233
D700,954 S * 3/2014 Weingarten D23/233
D701,291 S * 3/2014 Weingarten D23/233
D701,943 S * 4/2014 Gaertner D23/233
8,689,815 B2 * 4/2014 Weingarten 137/202

* cited by examiner

Primary Examiner — Cynthia Ramirez

Assistant Examiner — Gino Colan

(74) *Attorney, Agent, or Firm* — Mark M. Friedman


(57) **CLAIM**

The ornamental design for an air release valve, as shown and described.

DESCRIPTION

FIG. 1 is a front view of an air release valve showing my design;
FIG. 2 is a rear view thereof;
FIG. 3 is a left-side view thereof;
FIG. 4 is a right side view thereof;
FIG. 5 is a top view thereof;
FIG. 6 is a bottom view thereof; and,
FIG. 7 is an isometric side view thereof.
The broken lines shown in the drawings are directed to environment and form no part of the claimed design.

1 Claim, 7 Drawing Sheets






FIG 1




FIG 2

LEFT SIDE




FIG 3

RIGHT SIDE




FIG 4




FIG 5




FIG 6

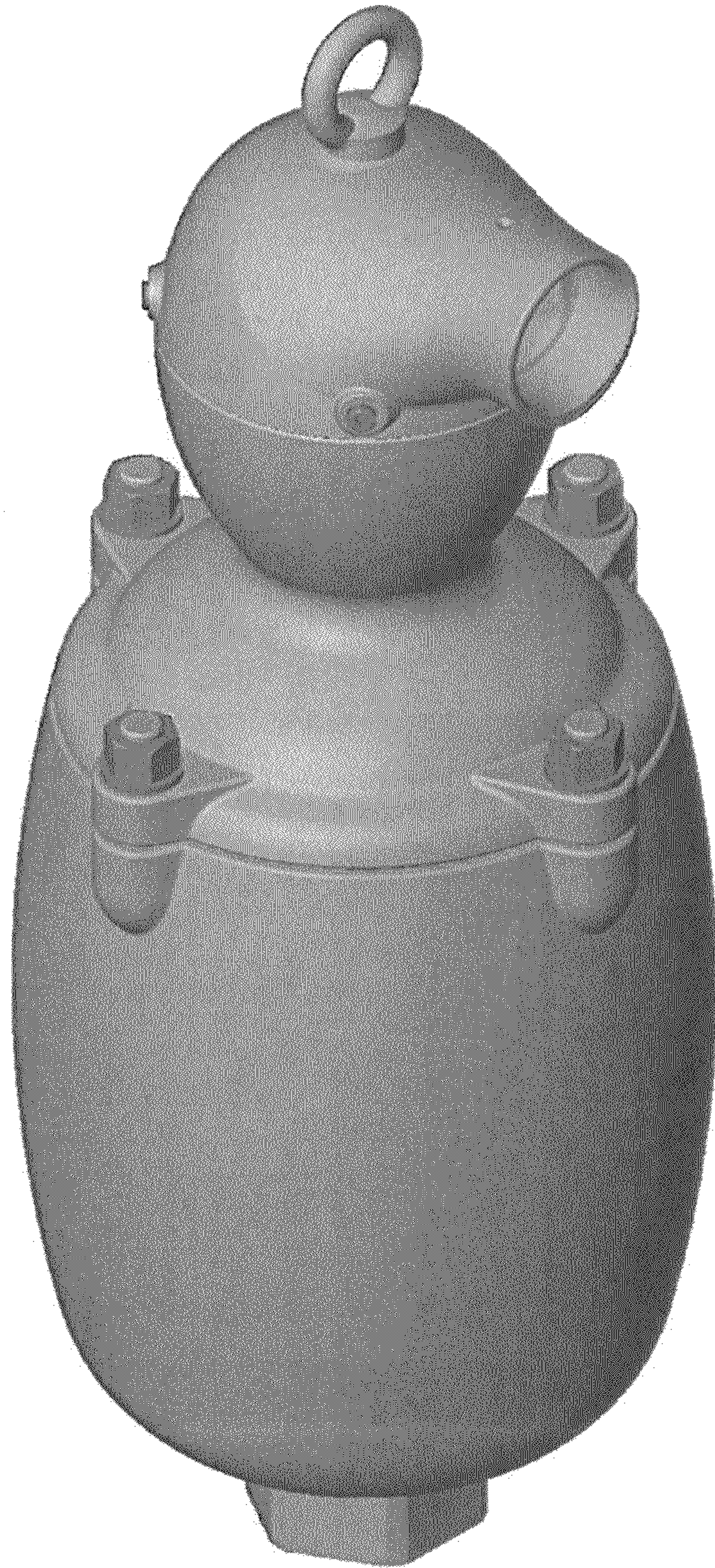


FIG 7