

US00D754807S

(12) **United States Design Patent**
Delfortrie et al.

(10) **Patent No.:** **US D754,807 S**

(45) **Date of Patent:** **** Apr. 26, 2016**

(54) **GOLF CLUB GRIP**

(71) Applicant: **Corqe B.V.**, Den Dolder (NL)

(72) Inventors: **Dirk Jeroen Delfortrie**, Santo Estevao (PT); **Joachim Hendrik Delfortrie**, Santo Estevao (PT)

(73) Assignee: **Corqe B.V.**, Varsseveld (NL)

(**) Term: **14 Years**

(21) Appl. No.: **29/515,120**

(22) Filed: **Jan. 20, 2015**

(30) **Foreign Application Priority Data**

Sep. 25, 2014 (EP) I 002545541-0003

(51) **LOC (10) Cl.** **21-02**

(52) **U.S. Cl.**
USPC **D21/756**

(58) **Field of Classification Search**
USPC D21/756
CPC A63B 53/14; A63B 49/08
See application file for complete search history.

(56) **References Cited**

U.S. PATENT DOCUMENTS

D383,821 S * 9/1997 Wood D21/756
D605,241 S 12/2009 Ferris

D654,973 S 2/2012 Marshall
D658,247 S * 4/2012 Button D21/756
8,334,337 B2 12/2012 Lamkin
D676,910 S * 2/2013 Button D21/756
8,541,497 B2 9/2013 Lamkin
8,590,205 B2 11/2013 Huang
D695,372 S * 12/2013 Button D21/756
D701,275 S * 3/2014 Button D21/756
D717,894 S * 11/2014 Dingman D21/756
D726,266 S * 4/2015 Delfortrie D21/756
D738,973 S * 9/2015 Dingman D21/756
2011/0207546 A1 8/2011 Vitorino

* cited by examiner

Primary Examiner — Mitchell Siegel

(74) *Attorney, Agent, or Firm* — Fish & Richardson P.C.

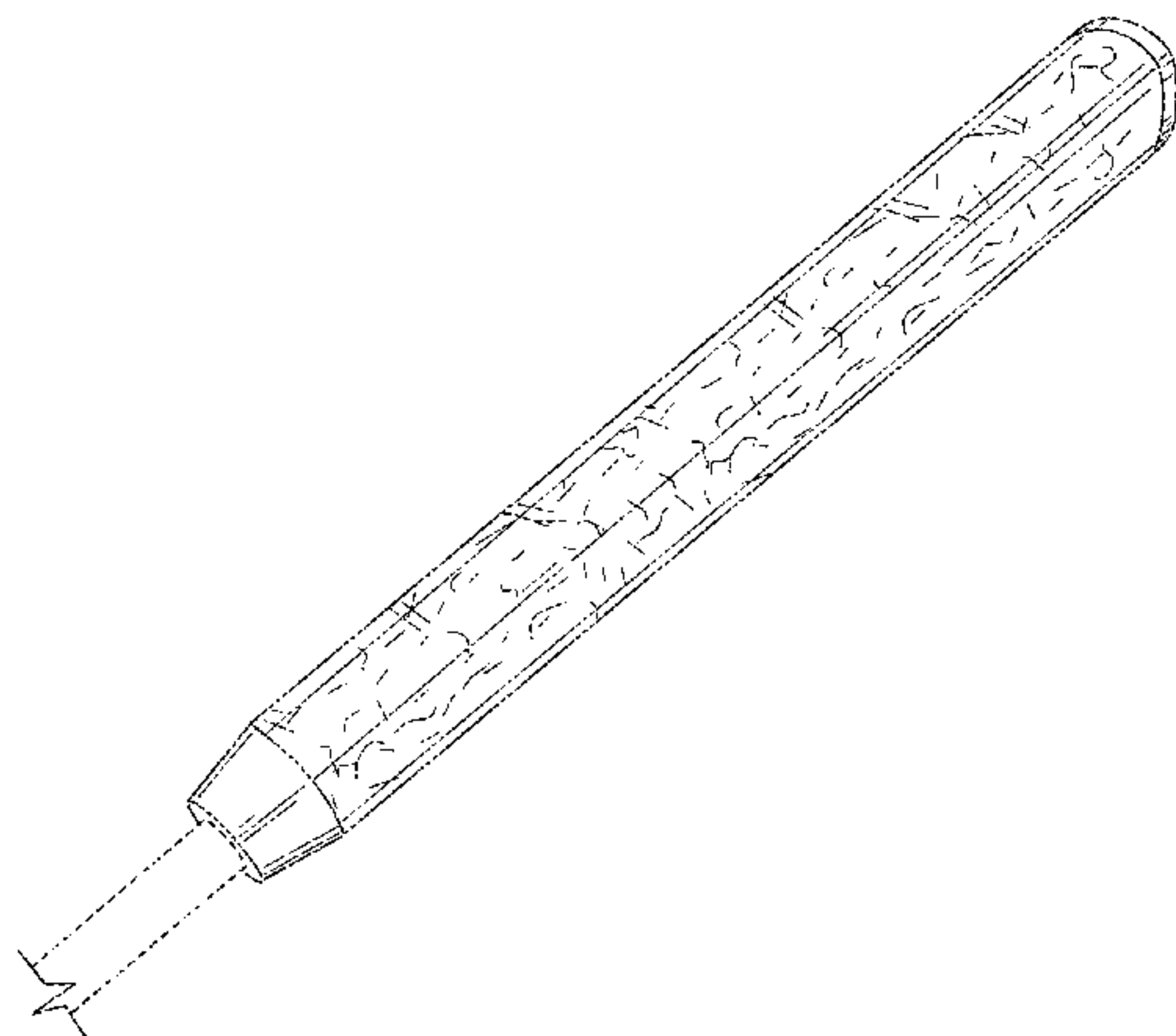
(57) **CLAIM**

The ornamental design for a golf club grip, substantially as shown and described.

DESCRIPTION

FIG. 1 is an isometric view of the invention.
FIG. 2 is a front view of the invention.
FIG. 3 is a rear view of the invention.
FIG. 4 is a left view of the invention.
FIG. 5 is a right view of the invention.
FIG. 6 is a top view of the invention; and,
FIG. 7 is a bottom view of the invention.
The broken lines showing the shaft of the golf club form no part of the claimed design.

1 Claim, 3 Drawing Sheets



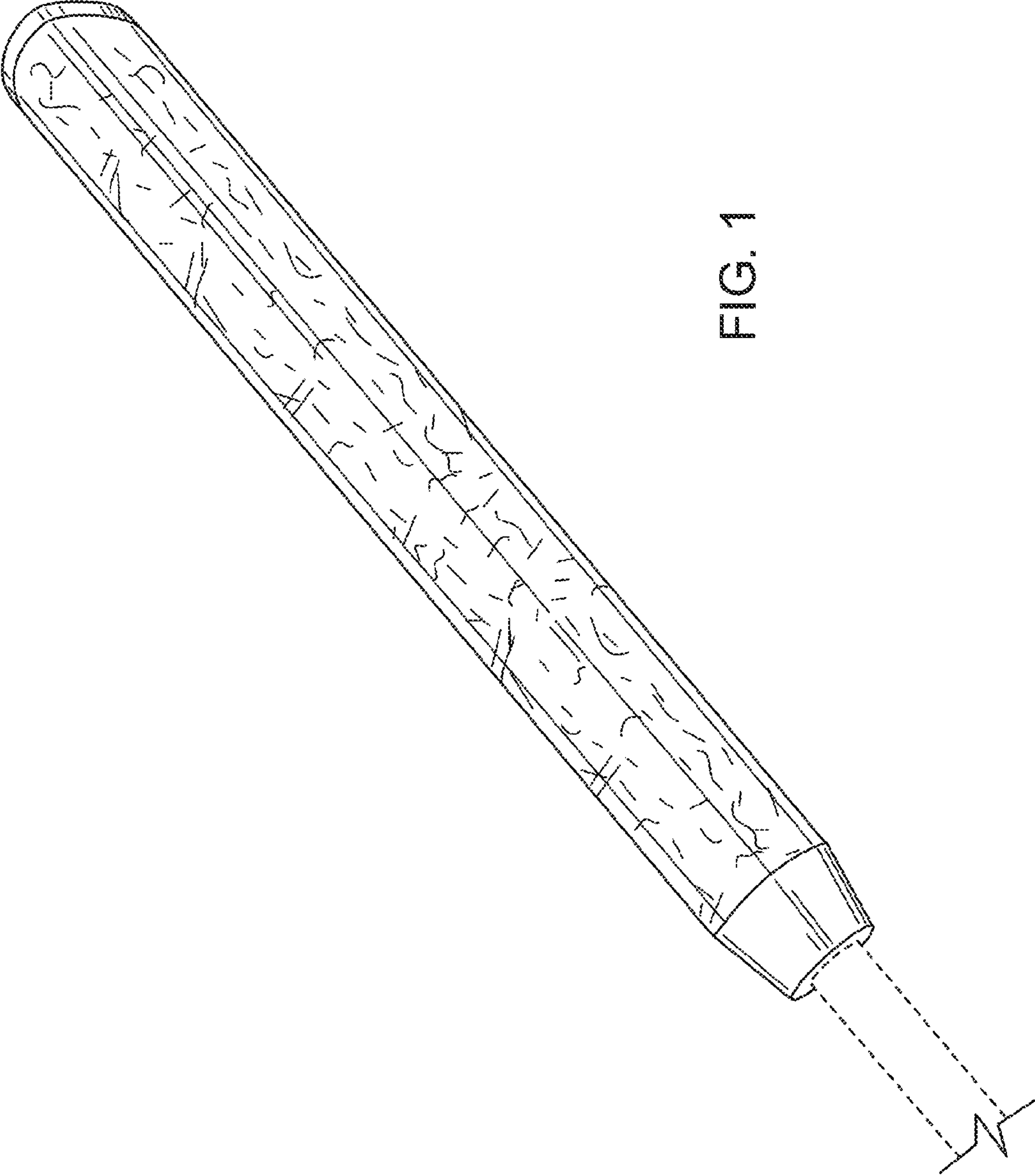


FIG. 1




FIG. 2

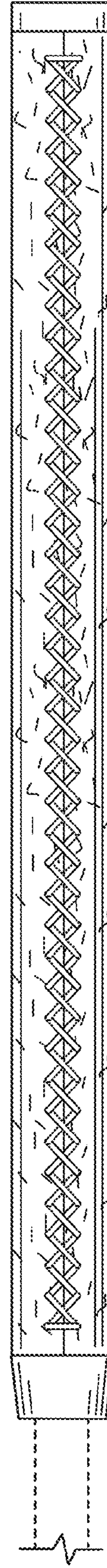


FIG. 3




FIG. 4




FIG. 5



FIG. 6

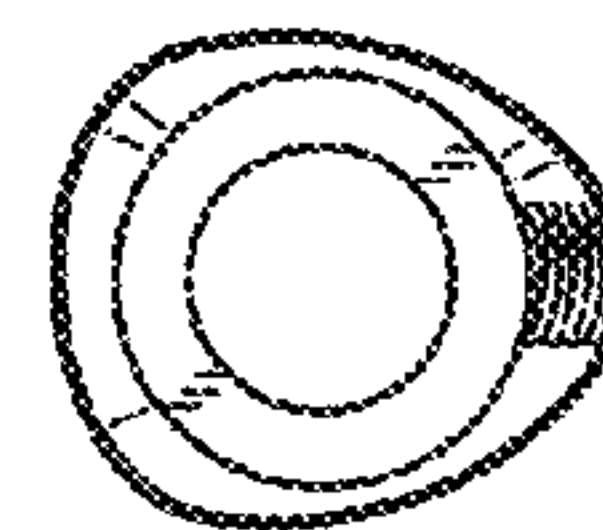


FIG. 7