



US00D754792S

(12) **United States Design Patent**
Csokmay

(10) **Patent No.:** **US D754,792 S**
(45) **Date of Patent:** **** Apr. 26, 2016**

- (54) **WRITING INSTRUMENT**
- (71) Applicant: **The Berea Hardwoods Co., Inc.**,
Middleburg Heights, OH (US)
- (72) Inventor: **Joseph M. Csokmay**, Parma, OH (US)
- (73) Assignee: **The Berea Hardwoods Co., Inc.**,
Middleburg Heights, OH (US)
- (**) Term: **14 Years**
- (21) Appl. No.: **29/508,683**
- (22) Filed: **Nov. 10, 2014**
- (51) **LOC (10) Cl.** **19-06**
- (52) **U.S. Cl.**
USPC **D19/199**
- (58) **Field of Classification Search**
USPC D14/411; D19/115–204
CPC B43K 5/00; B43K 5/005; B43K 7/00;
B43K 7/10; B43K 7/12; B43K 8/04
See application file for complete search history.

- 5,649,648 A * 7/1997 Lier B65D 1/32
222/206
- D396,059 S 7/1998 Plantz et al.
- D421,680 S * 3/2000 Worthington D4/128
- D423,363 S * 4/2000 Loughnane D9/529
- D432,168 S * 10/2000 Provda D19/203
- 6,145,986 A 11/2000 Conner
- D459,896 S * 7/2002 Kapp D4/138
- D486,182 S * 2/2004 Sener D19/199
- D501,224 S * 1/2005 Pan D19/174
- 6,942,408 B2 9/2005 Smith
- D512,099 S * 11/2005 Shibata D19/174
- D537,349 S * 2/2007 Ball D9/521
- D582,982 S * 12/2008 Richards D19/179

(Continued)

FOREIGN PATENT DOCUMENTS

- DE 69912828 10/2004
- GB 741101 11/1955

(Continued)

Primary Examiner — Elizabeth Albert

(74) *Attorney, Agent, or Firm* — Sand & Sebolt

(56) **References Cited**

U.S. PATENT DOCUMENTS

- 1,776,384 A 9/1930 Garabedian
- D110,810 S * 8/1938 Kahn 401/6
- 2,608,953 A * 9/1952 Kollsmann B43K 7/005
116/200
- D189,170 S * 11/1960 Lovejoy D19/199
- D223,438 S * 4/1972 Lluch D9/529
- D237,705 S * 11/1975 Anderson D19/180
- D258,240 S * 2/1981 Takada D4/135
- D265,212 S * 6/1982 Spiegel D19/170
- 4,588,320 A * 5/1986 Weinstein A45D 34/041
400/209
- D304,996 S * 12/1989 Hollenberg D9/526
- D328,759 S * 8/1992 Pozil 401/6
- 5,143,463 A 9/1992 Pozil et al.
- D337,939 S * 8/1993 Smith, Jr. D9/529
- D360,486 S * 7/1995 Schultz D28/76
- 5,468,083 A 11/1995 Chesar

(57)

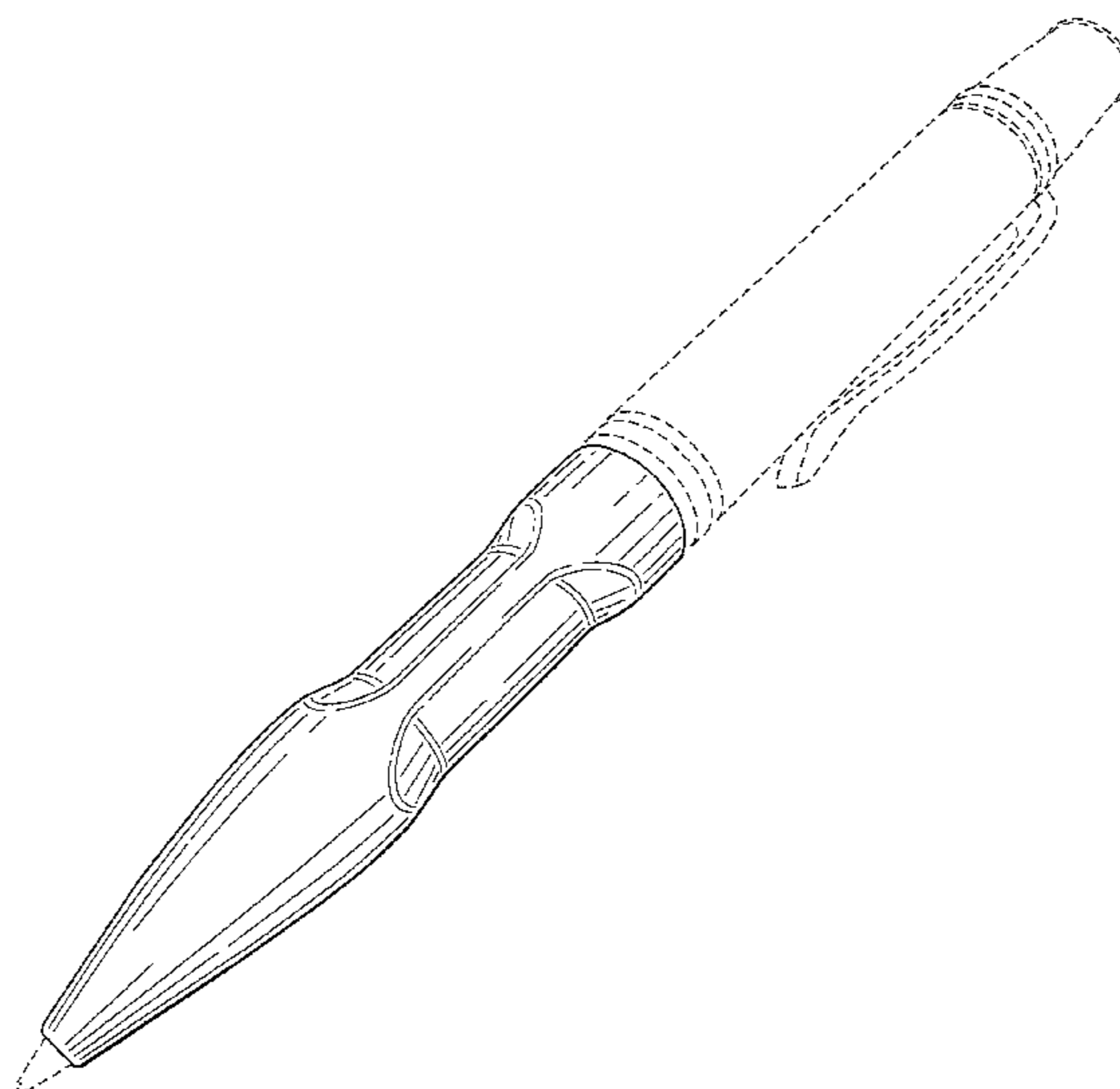
CLAIM

The ornamental design for a writing instrument, as shown and described.

DESCRIPTION

FIG. 1 is a perspective view of a writing instrument showing my new design.
 FIG. 2 is a front view thereof;
 FIG. 3 is a rear view thereof;
 FIG. 4 is a right side view thereof;
 FIG. 5 is a left side view thereof;
 FIG. 6 is a bottom view thereof;
 FIG. 7 is a cross-section taken along line 7-7 of FIG. 6; and,
 FIG. 8 is a cross-section taken along line 8-8 of FIG. 6.
 The broken lines illustrate portions of the writing instrument that form no part of the claimed design.

1 Claim, 4 Drawing Sheets



US D754,792 S

Page 2

(56)

References Cited

U.S. PATENT DOCUMENTS

D594,234 S * 6/2009 Harper D28/57
D611,540 S * 3/2010 Li D19/203
D615,419 S * 5/2010 Owen D28/7
D628,240 S 11/2010 Rolion et al.
D641,636 S * 7/2011 Wang Treadway D9/539
D664,415 S * 7/2012 Gomez D8/98
D668,294 S * 10/2012 Luettgens D19/203

D705,072 S * 5/2014 Fedewa D9/539
2011/0286781 A1 11/2011 Hecker
2014/0072359 A1 3/2014 Boisdeveysys

FOREIGN PATENT DOCUMENTS

JP 2006021430 1/2006
JP 2012512761 6/2012
WO 2010069577 6/2010

* cited by examiner

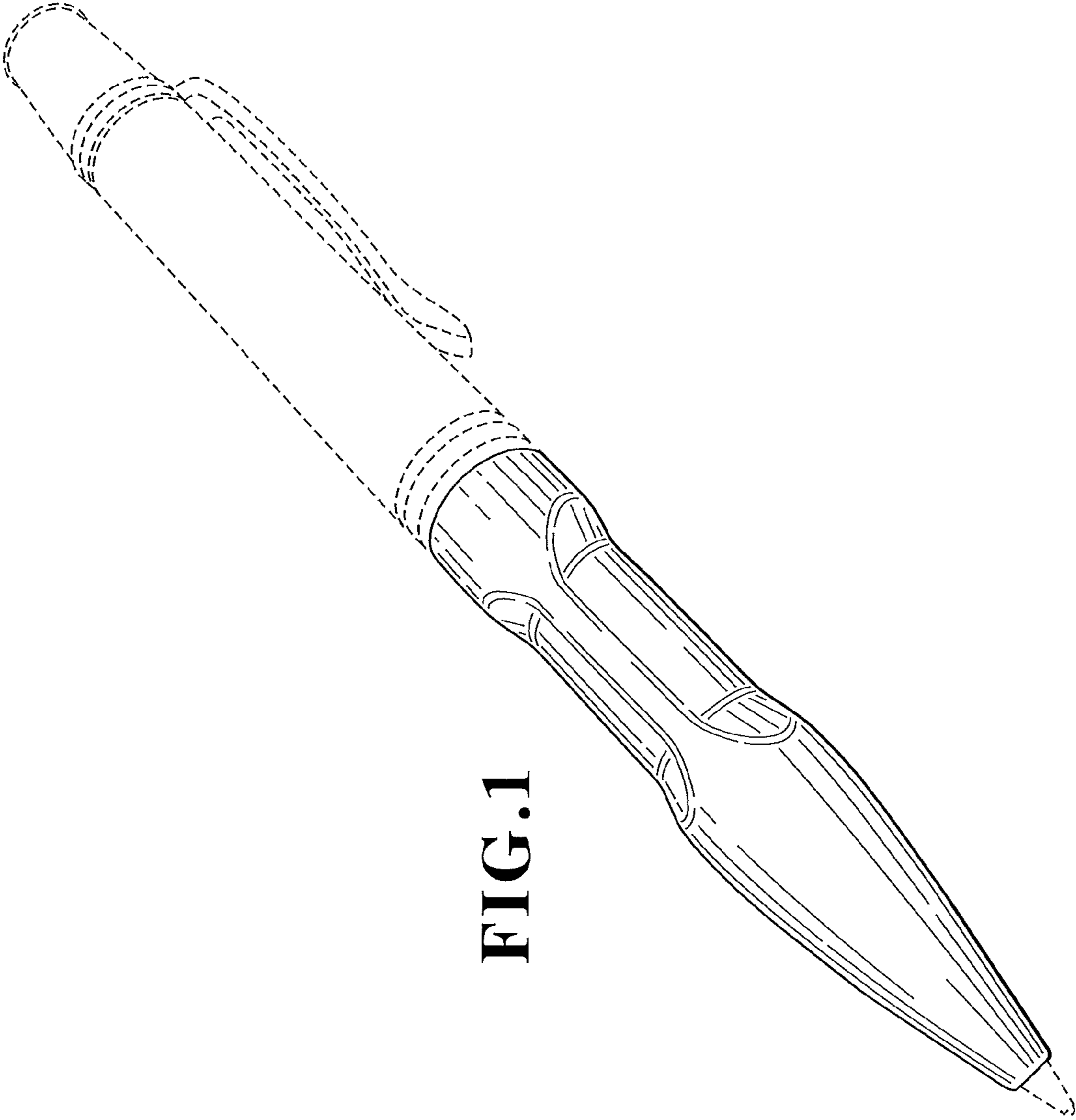


FIG. 1

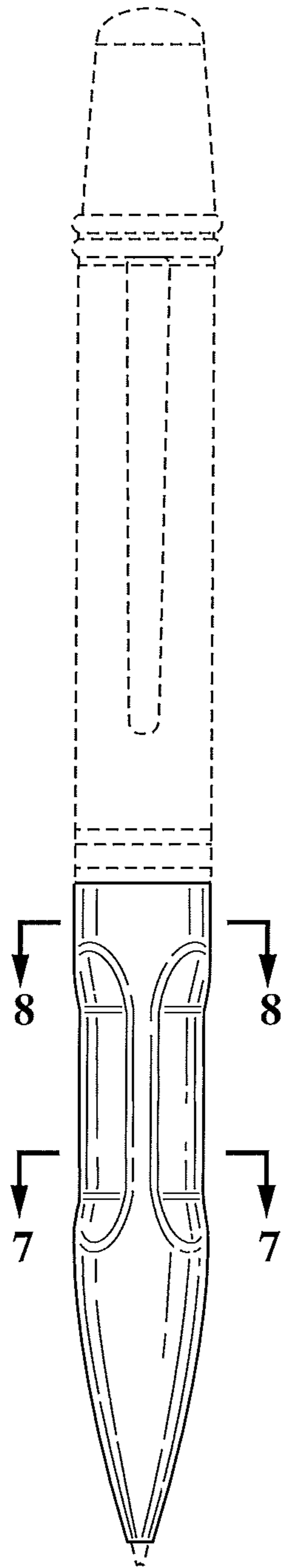


FIG. 2

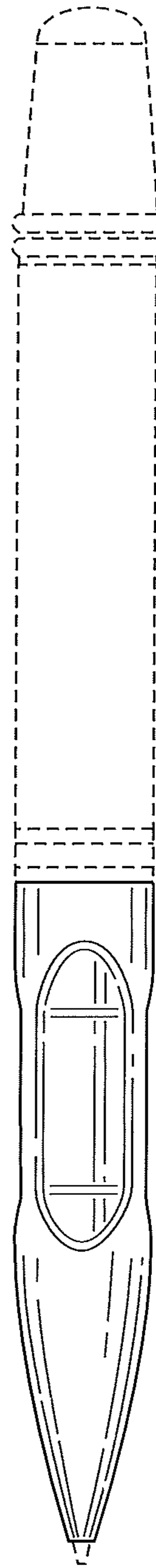


FIG. 3

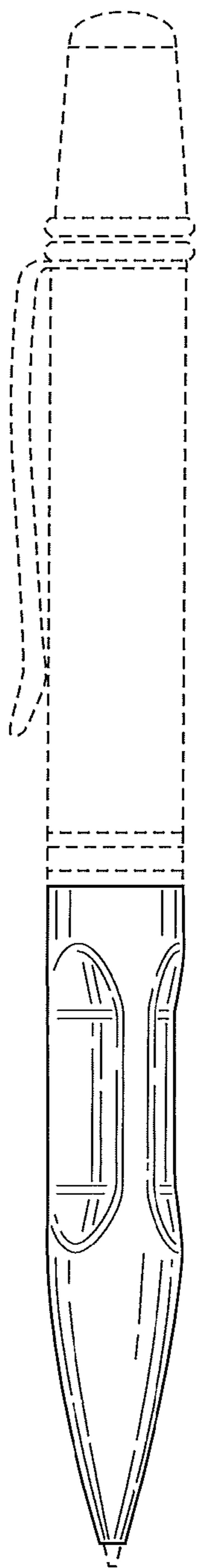


FIG. 4

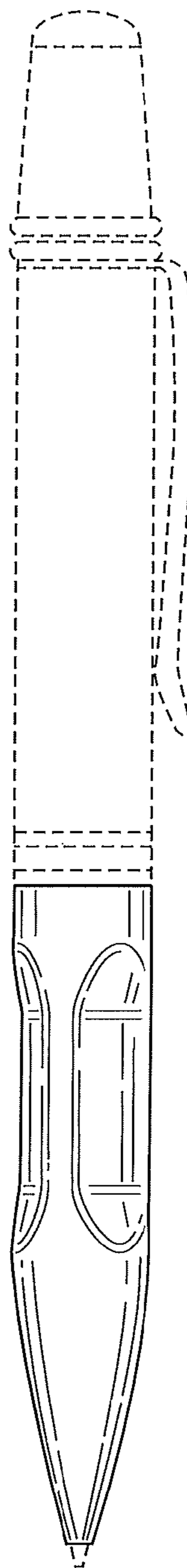


FIG. 5

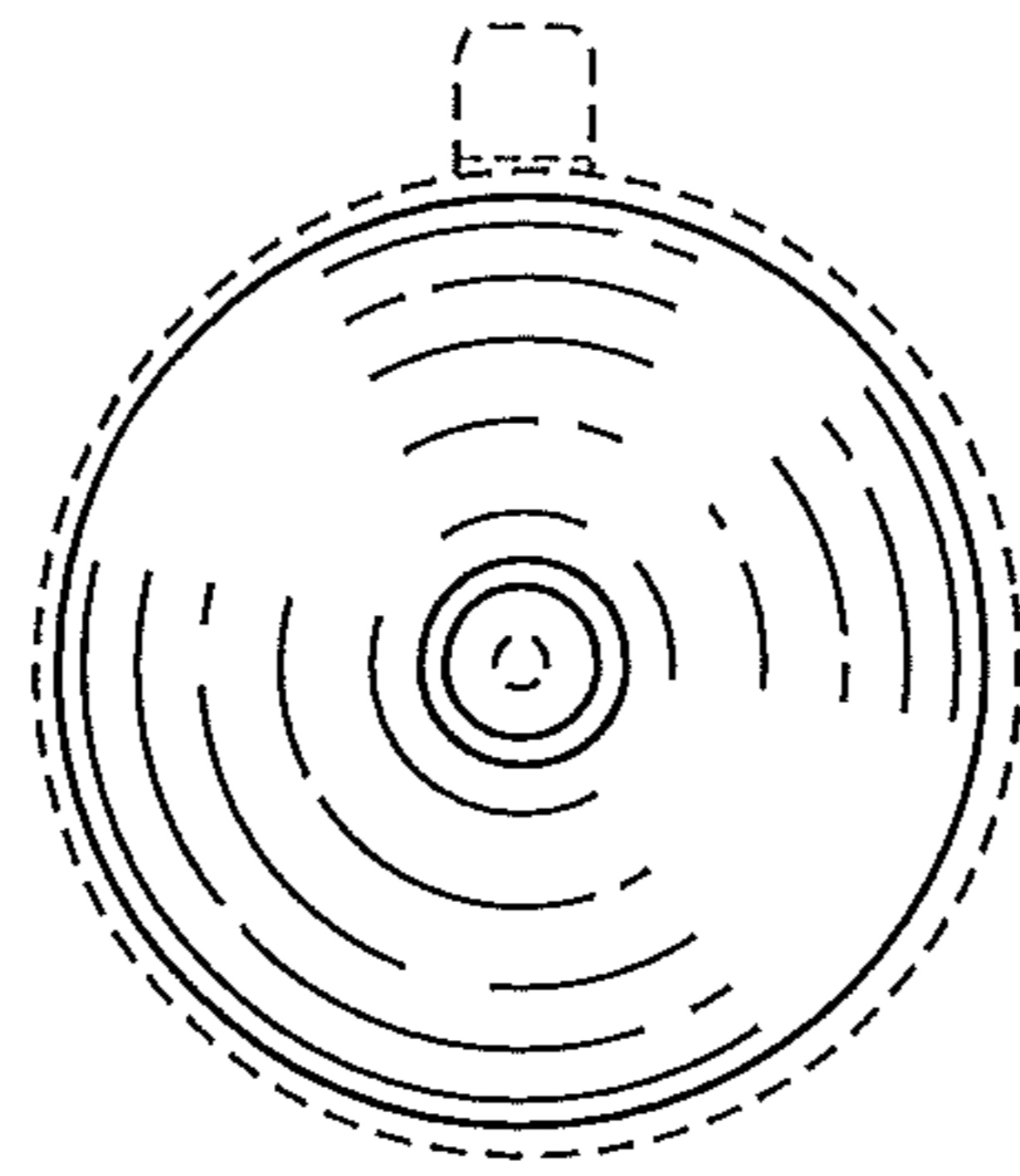


FIG. 6

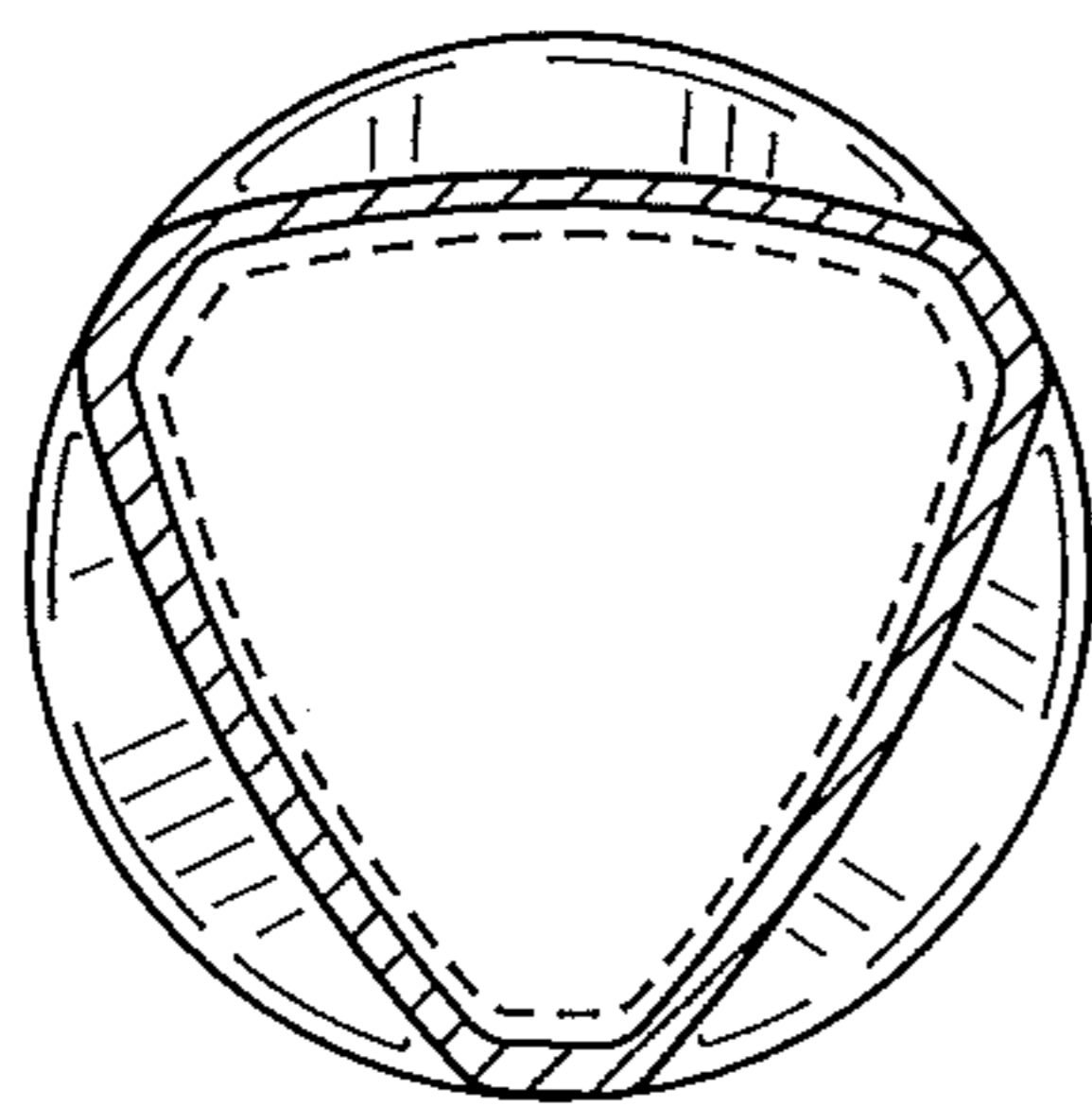


FIG. 7

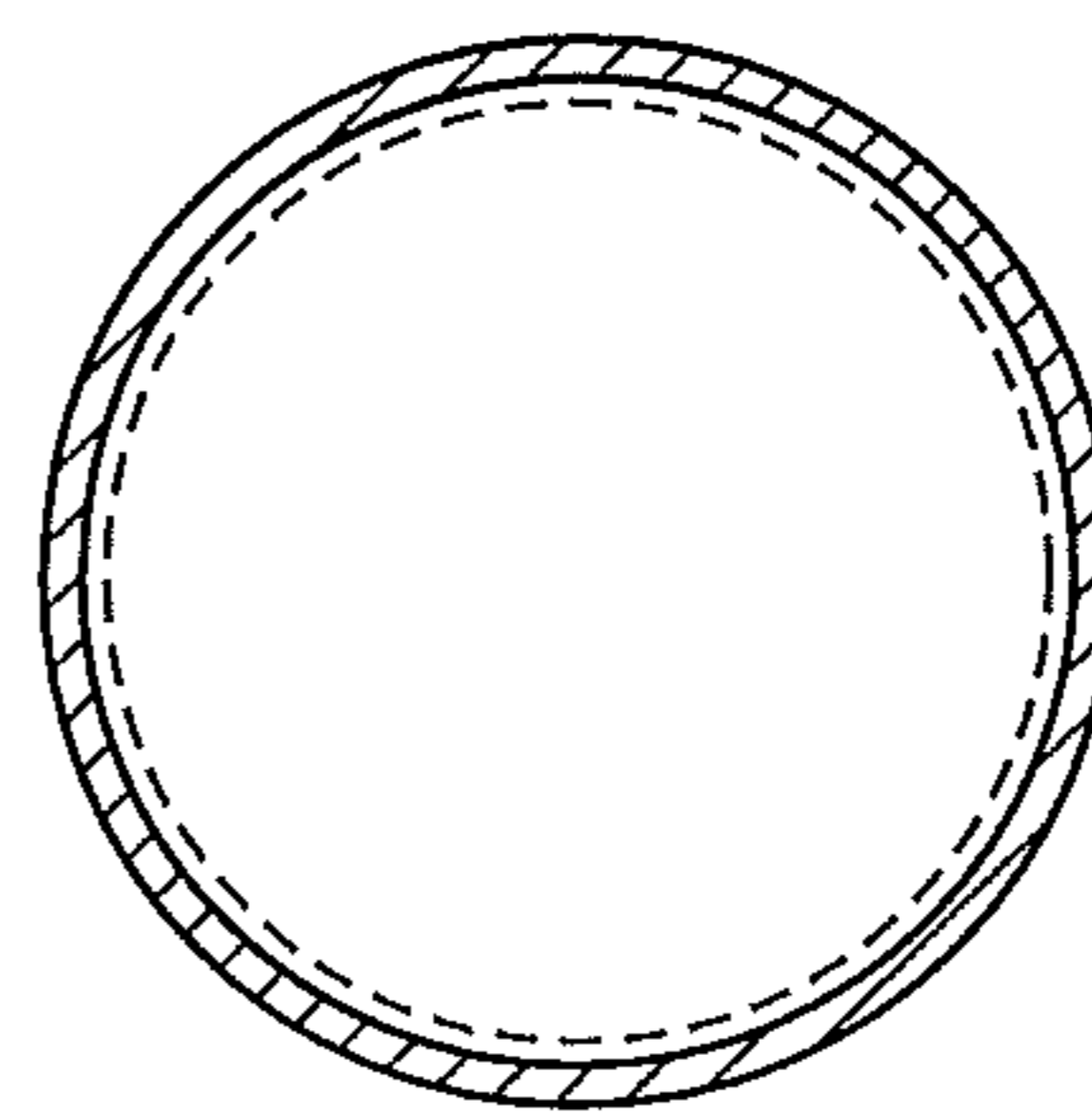


FIG. 8