



US00D754761S

(12) **United States Design Patent**
Hwang et al.

(10) **Patent No.:** **US D754,761 S**
(45) **Date of Patent:** **** Apr. 26, 2016**

(54) **REFRIGERATOR**

(71) Applicant: **LG ELECTRONICS INC.**, Seoul (KR)

(72) Inventors: **Jungyeon Hwang**, Hwaseong-si (KR);
Jeaseok Seong, Yongin-si (KR);
Seungjin Yoon, Hanam-si (KR);
Jaeyoung Kim, Seoul (KR)

(73) Assignee: **LG Electronics Inc.**, Seoul (KR)

(**) Term: **14 Years**

(21) Appl. No.: **29/520,416**

(22) Filed: **Mar. 13, 2015**

Related U.S. Application Data

(63) Continuation of application No. 29/480,349, filed on Jan. 24, 2014, now Pat. No. Des. 726,785.

(30) **Foreign Application Priority Data**

Jul. 26, 2013 (KR) 30-2013-0038917

(51) **LOC (10) Cl.** **15-07**

(52) **U.S. Cl.**
USPC **D15/89**

(58) **Field of Classification Search**

USPC D15/79-91
CPC F25B 21/02; F25B 21/04; F25B 29/00;
F25B 2321/025; F25B 2321/0251; F25B
2339/047; F25B 2400/22; F25B 2700/2117;
F25B 1/00; F25B 1/10; F25B 2309/061;
F25B 2321/02; F25B 2347/021; F25B
2400/0411; F25B 2400/06; F25D 23/028;
F25D 23/02; F25D 25/025; F25D 23/00;
F25D 2323/021; F25D 11/00; F25D 23/04;
F25D 25/02; F25D 23/021; F25D 23/067;
F25D 25/024; F25D 17/042; F25D 2323/024;
F25D 23/065

See application file for complete search history.

(56) **References Cited**

U.S. PATENT DOCUMENTS

D522,541 S	6/2006	Kim et al.	
D523,033 S	6/2006	Kim et al.	
D671,151 S	11/2012	Seo et al.	
D674,414 S	1/2013	Lee et al.	
D684,609 S	6/2013	Seo et al.	
D700,222 S	2/2014	Sin et al.	
D709,106 S *	7/2014	Jeon	D15/89
D710,403 S *	8/2014	Seo	D15/89
D713,862 S	9/2014	Lee et al.	
D714,360 S	9/2014	Seo et al.	
D715,336 S *	10/2014	Sin	D15/89
D735,252 S *	7/2015	Lee	D15/89

* cited by examiner

Primary Examiner — Daniel Bui

Assistant Examiner — Khawaja Anwar

(74) *Attorney, Agent, or Firm* — Birch, Stewart, Kolasch & Birch, LLP

(57) **CLAIM**

The ornamental design for a refrigerator, as shown and described.

DESCRIPTION

FIG. 1 is a perspective view of a refrigerator showing our new design;

FIG. 2 is a front view thereof;

FIG. 3 is a rear view thereof;

FIG. 4 is a left side view thereof;

FIG. 5 is a right side view thereof;

FIG. 6 is a top plan view thereof;

FIG. 7 is a bottom plan view thereof; and,

FIG. 8 is an enlarged view of area 8 in FIG. 1.

The broken lines depict unclaimed environment and form no part of the claimed design. The dash-dot broken lines define the bounds of the claimed design and form no part thereof.

1 Claim, 7 Drawing Sheets

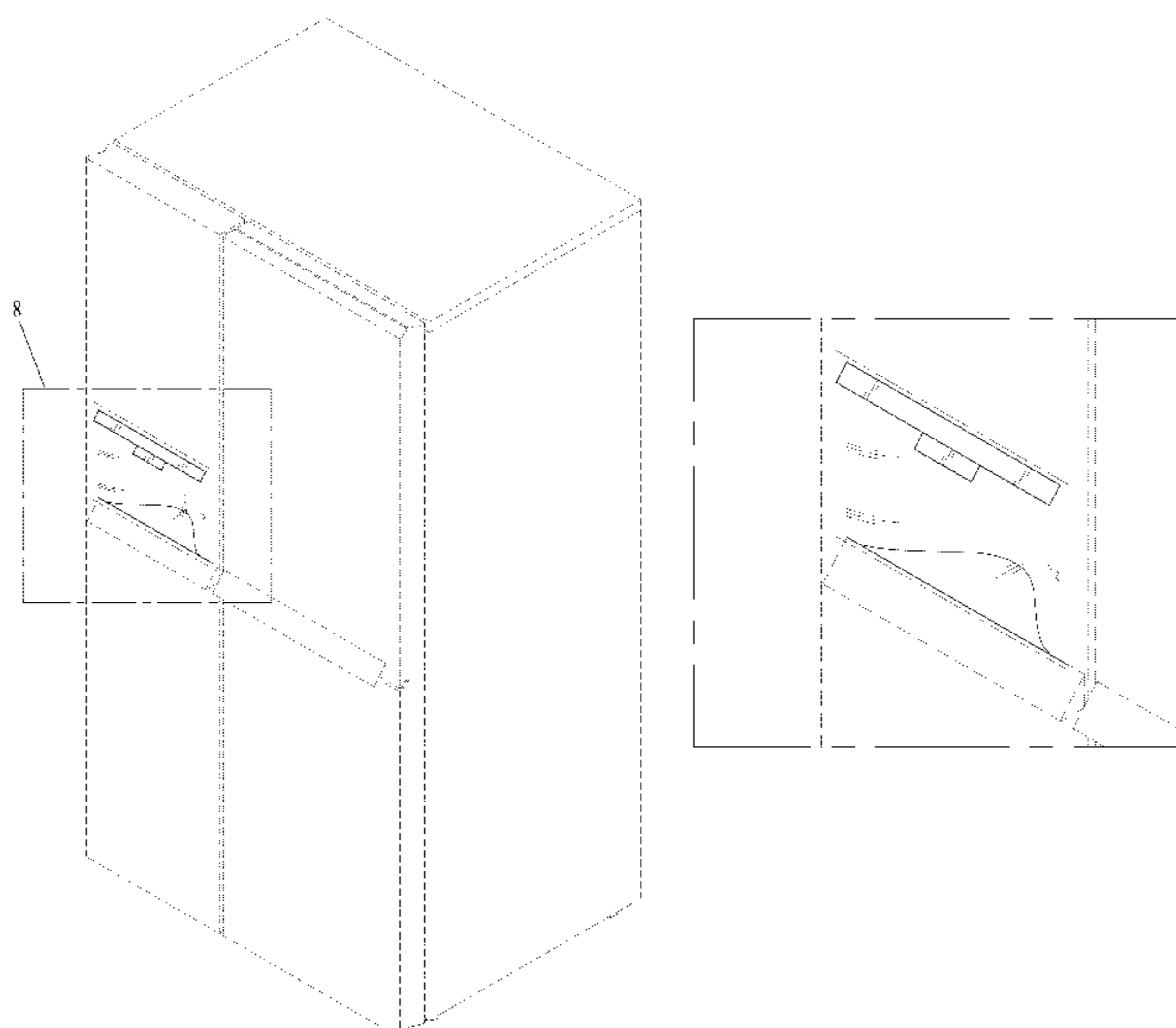


FIG. 1

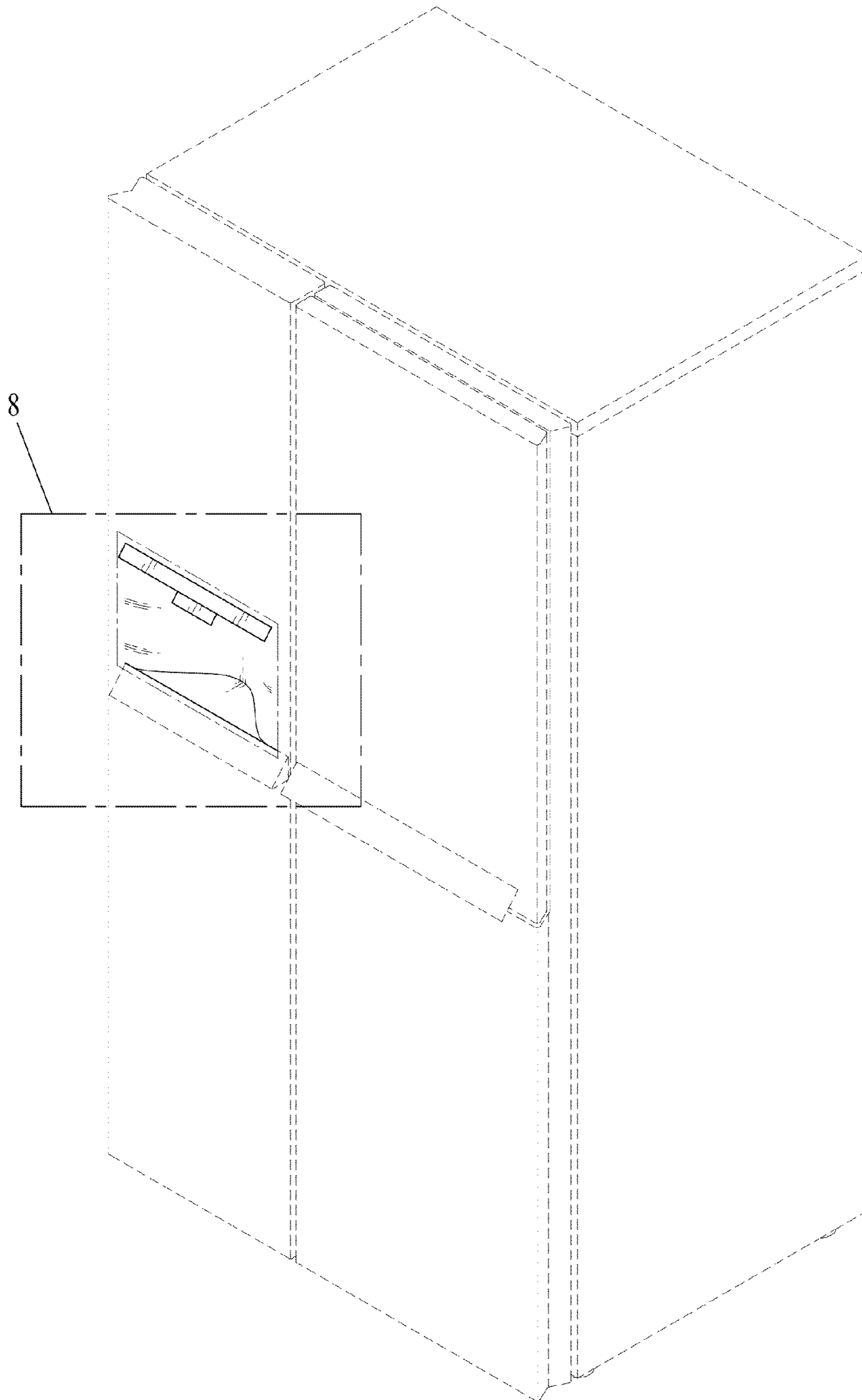


FIG. 2

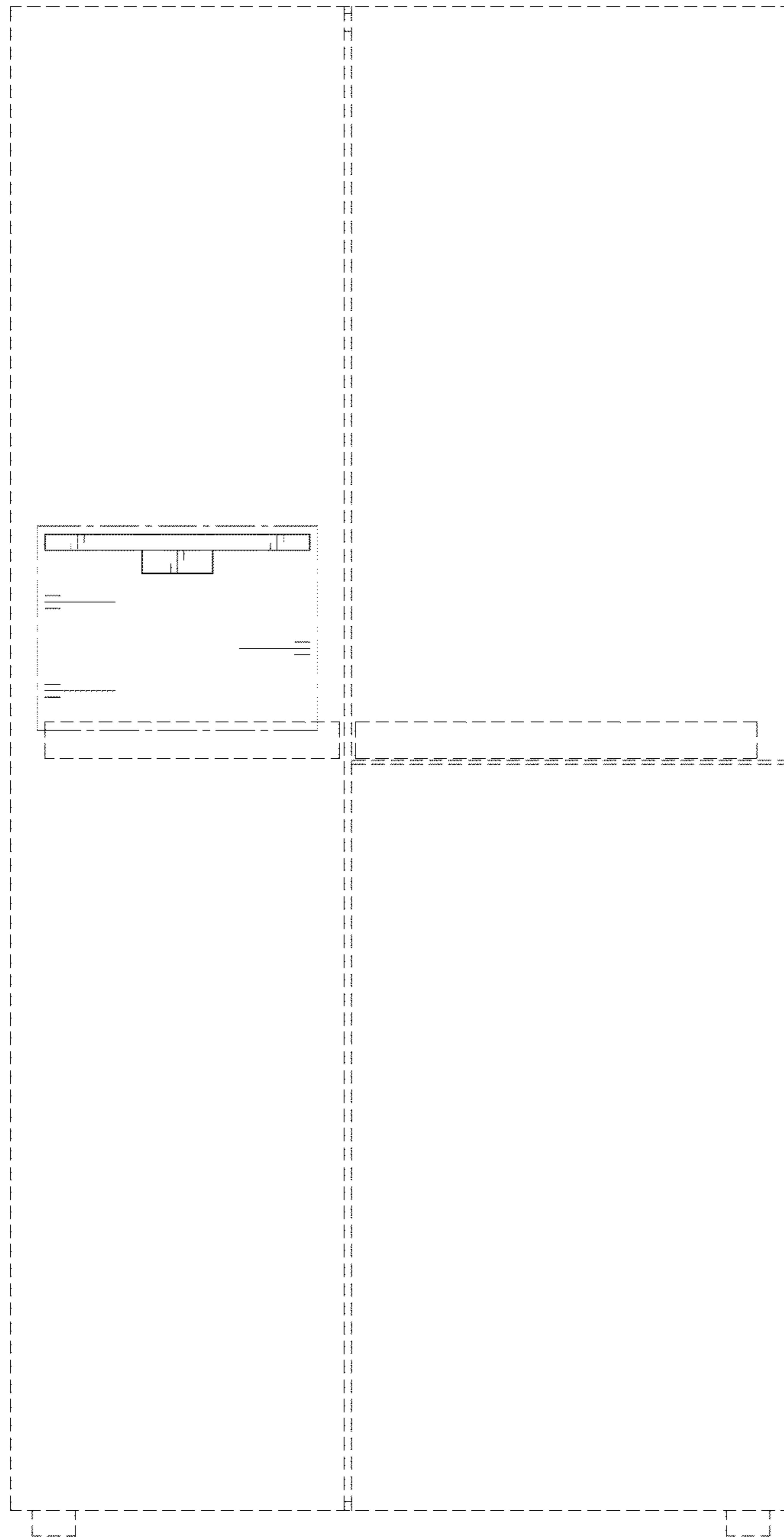


FIG. 3



FIG. 4




FIG. 5




FIG. 6



FIG. 7

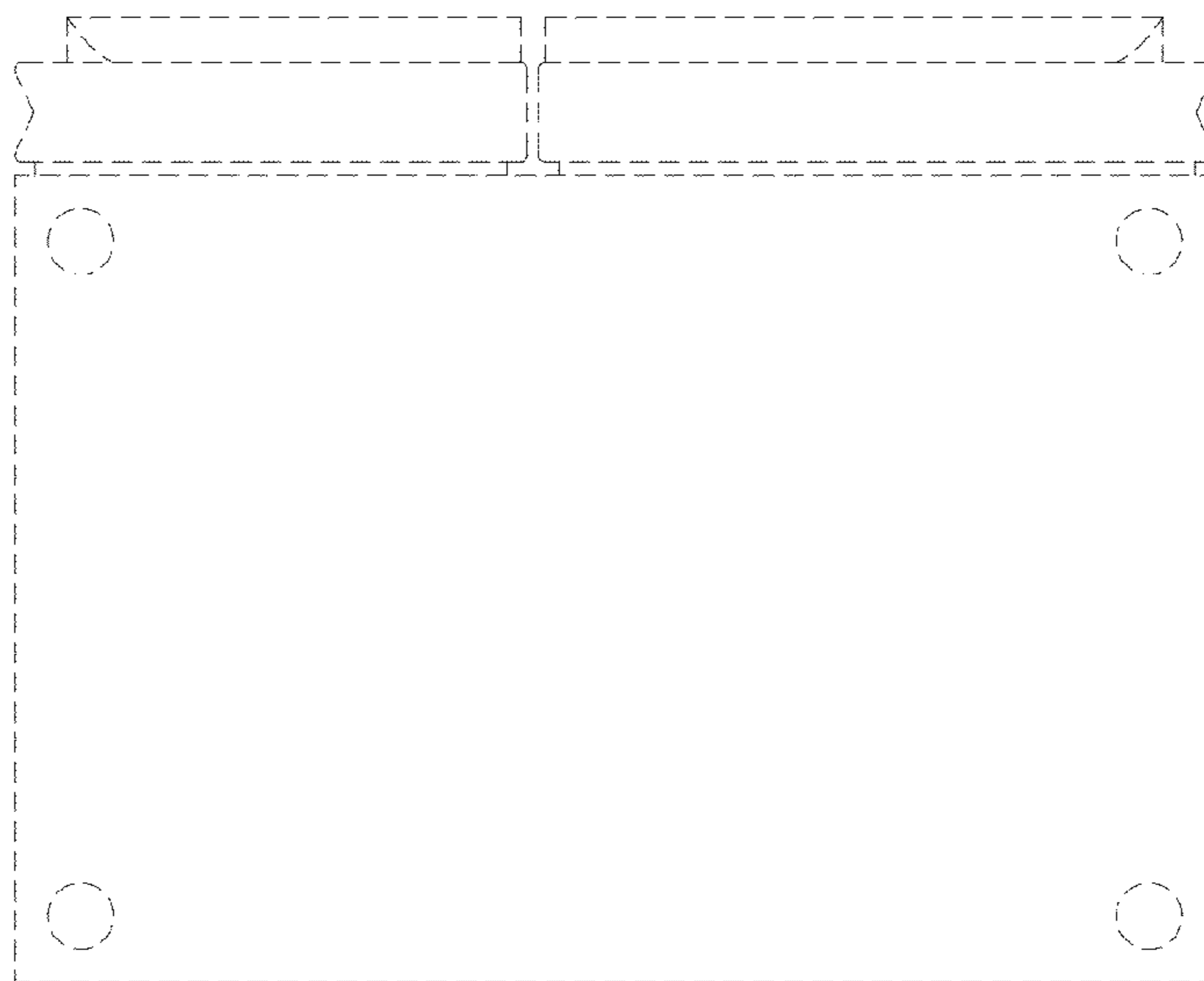


FIG. 8

