



US00D754739S

(12) **United States Design Patent**  
**Fleischmann**

(10) **Patent No.:** **US D754,739 S**  
(45) **Date of Patent:** **\*\* Apr. 26, 2016**

(54) **DISPLAY SCREEN WITH ICON**  
(71) Applicant: **Microsoft Corporation**, Redmond, WA (US)  
(72) Inventor: **Jeff Fleischmann**, Seattle, WA (US)  
(73) Assignee: **Microsoft Corporation**, Redmond, WA (US)

(\*\*) Term: **14 Years**  
(21) Appl. No.: **29/490,766**

(22) Filed: **May 13, 2014**  
(51) **LOC (10) Cl.** ..... **14-04**  
(52) **U.S. Cl.**  
USPC ..... **D14/492**  
(58) **Field of Classification Search**  
USPC ..... D14/485-495  
CPC ... G06F 3/048; G06F 3/0481; G06F 3/04817;  
G06F 3/0482  
See application file for complete search history.

(56) **References Cited**

**U.S. PATENT DOCUMENTS**

D437,859 S \* 2/2001 Alvarez ..... D14/489  
D535,999 S \* 1/2007 Armstrong ..... D14/489  
D558,222 S 12/2007 Armstrong et al.  
D568,335 S \* 5/2008 Armstrong ..... D14/489  
D650,795 S \* 12/2011 Koehn ..... D14/492

D683,363 S \* 5/2013 Jung ..... D14/492  
D686,247 S \* 7/2013 McKinley ..... D14/492  
D687,065 S \* 7/2013 Myung ..... D14/492  
D701,534 S \* 3/2014 Jang ..... D14/492  
D705,804 S \* 5/2014 Arnold ..... D14/489  
D741,363 S \* 10/2015 Torres ..... D14/485  
D741,364 S \* 10/2015 Torres ..... D14/485  
D741,365 S \* 10/2015 Torres ..... D14/485  
D741,366 S \* 10/2015 Torres ..... D14/485

\* cited by examiner

*Primary Examiner* — Angela J Lee  
(74) *Attorney, Agent, or Firm* — Banner & Witcoff, Ltd.

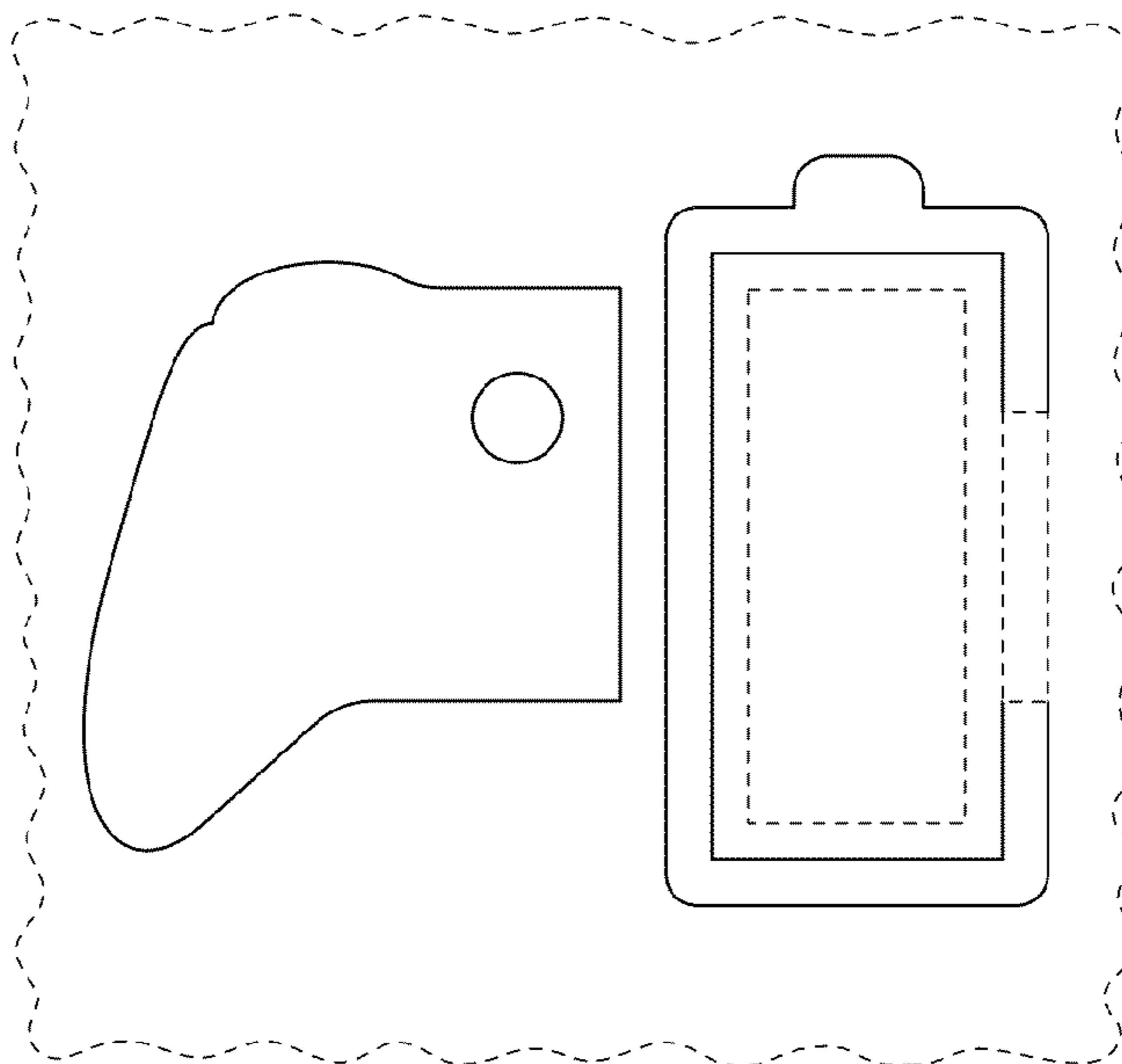
(57) **CLAIM**

The ornamental design for a display screen with icon, as shown and described.

**DESCRIPTION**

FIG. 1 is a front view of a display screen with icon showing my new design;  
FIG. 2 is a front view of a display screen with icon showing an alternative embodiment of the design shown in FIG. 1;  
FIG. 3 is a front view of a display screen with icon showing an alternative embodiment of my new design;  
FIG. 4 is a front view of a display screen with icon showing an alternative embodiment of the design shown in FIG. 3;  
FIG. 5 is a front view of the FIG. 1 icon shown on a device; and,  
FIG. 6 is a front view of the FIG. 3 icon shown on a device.  
The broken line showing of the remainder of the user interface and the remainder of the display screen is for environmental purposes only and forms no part of the claimed design.

**1 Claim, 6 Drawing Sheets**



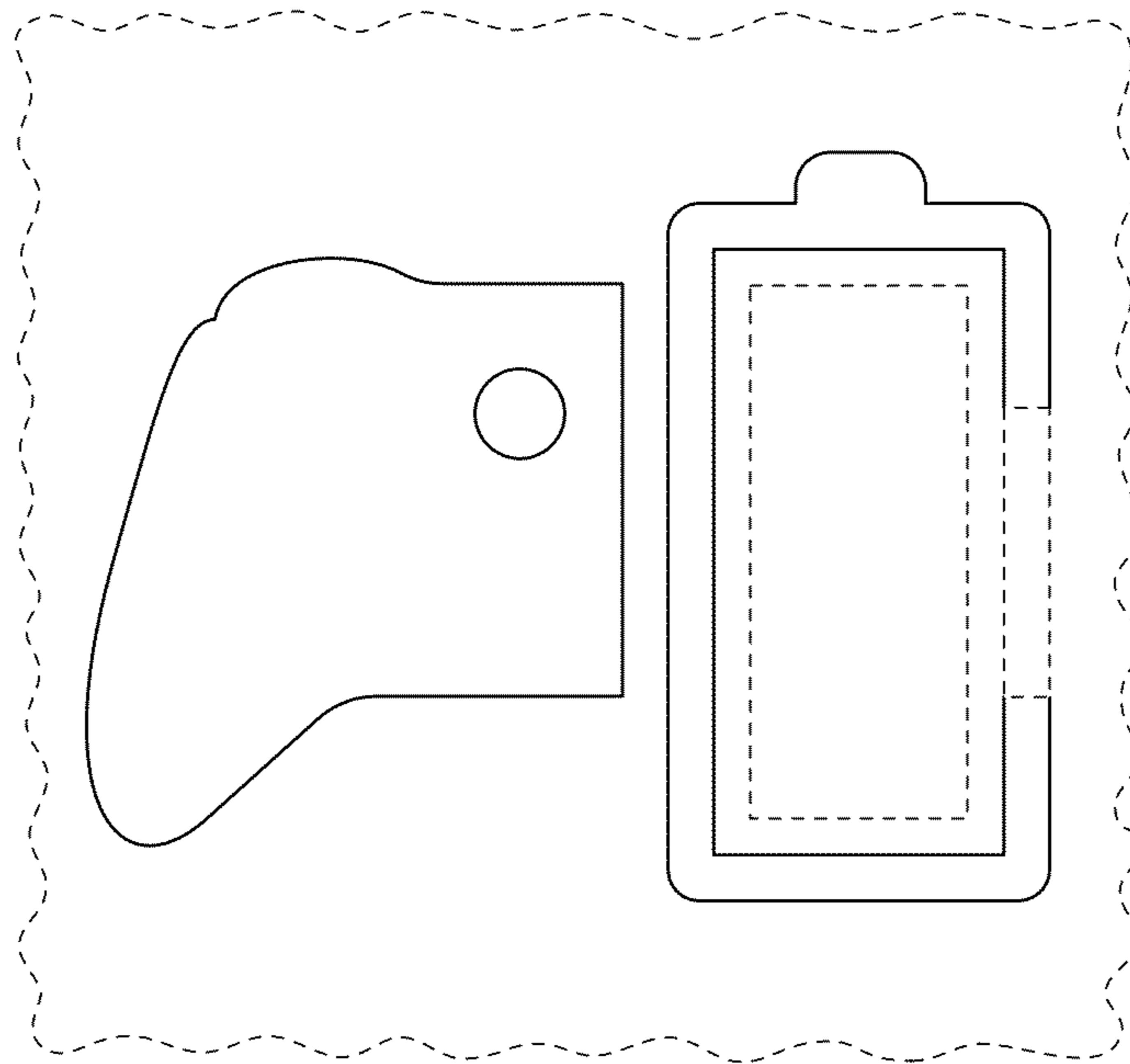


FIG. 1



FIG. 2

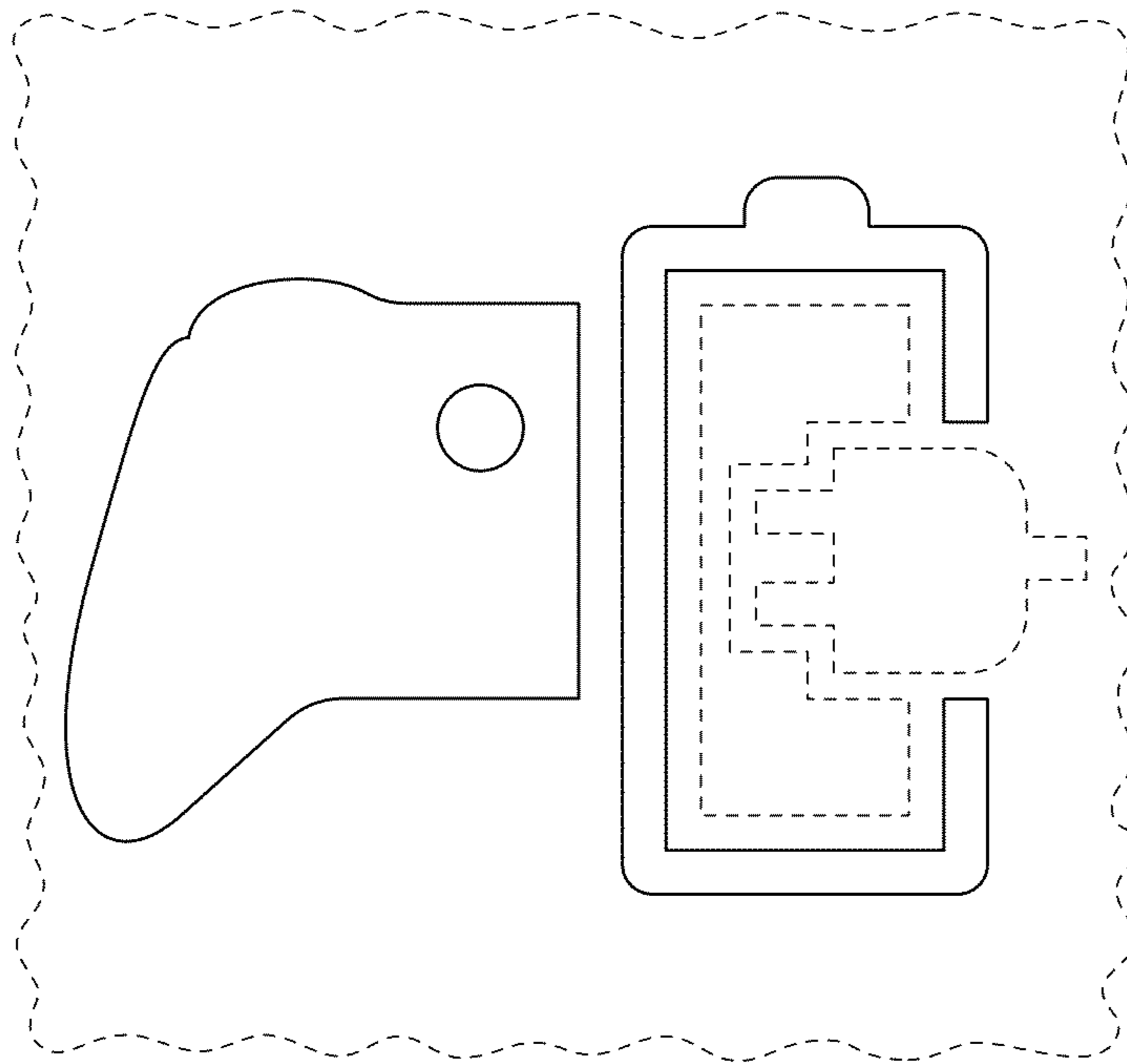


FIG. 3




FIG. 4




FIG. 5




FIG. 6